2915 series

产品图示 Product illustration	外观尺寸 Shape and Dimensions
	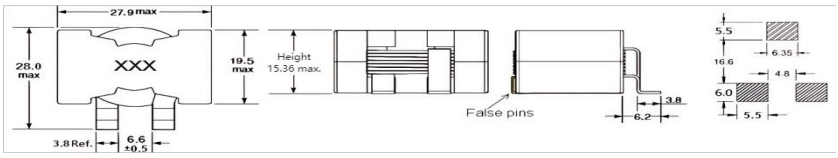

环境数据	Environmental Data
■ 工作温度范围:-25°C 至+125°C(环境温度加自温升)	■ Operating temperature range: -25°C to +125°C(ambient plus self-temperature rise)
■ 焊接回流温度:符合 J-STD-020 标准	■ Solder reflow temperature: J-STD-020 compliant

描述	Description
■ 磁屏蔽，低电磁干扰	■ Magnetically shielded, low EMI
■ 高载流能力，低磁芯损耗	■ High current carrying capacity, Low core losses
■ 扁线绕制实现较低直流电阻	■ Winding with fine wire achieves lower DC resistance
■ 符合 RoHS 标准	■ RoHS compliant

应用领域	Applications
■ 高效 DC-DC 转换器	■ High-efficiency DC-DC converter
■ 大电流升压应用	■ High-current boost application
■ LC 滤波器	■ LC filter
■ 笔记本、显卡、主板	■ Laptop,graphics card,motherboard
■ 电池供电系统	■ Battery power systems
■ 单相、多相降压转换器	■ Single-phase and multi-phase step-down converters

■ 产品命名规则(Product Naming Rules)

系列名称 Series	尺寸 Dimensions	电感值 Inductance Value	电感公差 Inductance Tolerance
PFS	2915	3R3	M=±20%

■ 关键电气参数规格表(Key Electrical Parameter Specification Table)

型号 Part Number	电感 Inductance	直流电阻 DC Resistance		饱和电流 Saturation Current		温升电流 Heating Rating Current	自谐振频率 SRF
	L0 (μH)	DCR (mΩ)		Isat (A)		Irms (A)	MHz
	±20 %, 100KHz,0.1V	Typ	Max	20% drop	30% drop	40°C rise	Typ
PFS2915-1R5-M	1.5±20%	1.58	1.8	>100	>100	30	50
PFS2915-2R2-M	2.2±20%	1.58	1.8	>100	>100	30	40
PFS2915-3R3-M	3.3±20%	1.58	1.8	66.9	68.4	30	30
PFS2915-4R7-M	4.7±20%	1.58	1.8	48.0	50.1	30	25
PFS2915-6R8-M	6.8±20%	1.58	1.8	34.5	36.2	30	20
PFS2915-100-M	10±20%	1.58	1.8	21.5	23.4	30	15

备注(Notes)

1. 所有测试数据均以 25°C 环境温度为参照基准。
   All test data is referenced to 25°C ambient.
2. 工作温度范围-25°C 至+125°C。
   Operating temperature range-25°C to + 125°C.
3. Irms(A):会导致近似 ΔT 值为 40°C(参考环境温度为 25°C)的直流电流(A)。
   Irms(A) :Dc current (A) that will cause an approximate ΔT of 40°C(reference ambient temperature is 25°C)
4. Isat(A):会导致 L0 下降约 20%或 30%的直流电流(A)。
   Isat(A):DC current (A)that will cause L0 to dropapproximately 20% or 30 %
5. 在最恶劣工况下运行时，部件温度(环境温度+温升)不应超过 125°C。这涉及电路设计、元件布局、印制板走线尺寸与厚度、气流分布以及其它散热措施会影响零件温度。零件温度应在最终应用时予以确认。
   The part temperature (ambient + temp rise) should not exceed 125°C under worst case operating conditions Circuit design, component placement, PWB trace size and thickness , airflow and other cooling provisions all affect the part temperature . Part temperature should be verified in the end application.

■ 包装信息(Packing Information)
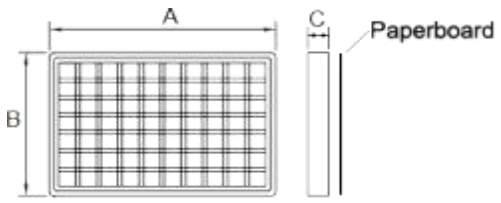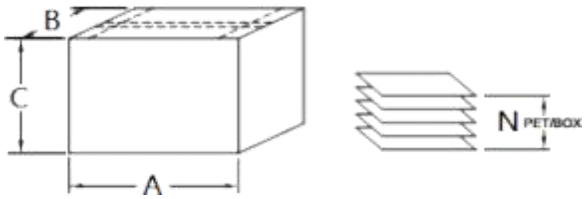
1. PET plate specification: 322*202*24mm 35pcs/PET Box
2. Outer box specification: 340*215*220mm, 8 PET plate in one box