REV.	ZONE	DESCRIPTION	DESIGN	DATE
B		NEW		

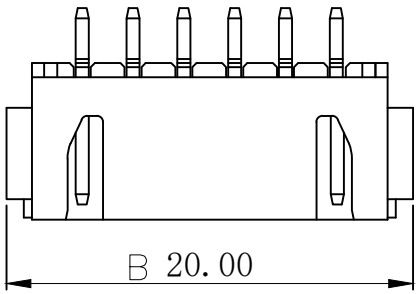

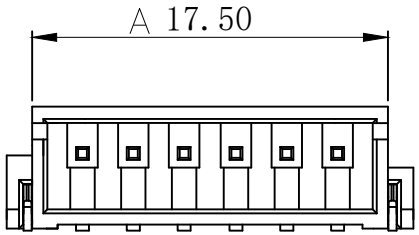

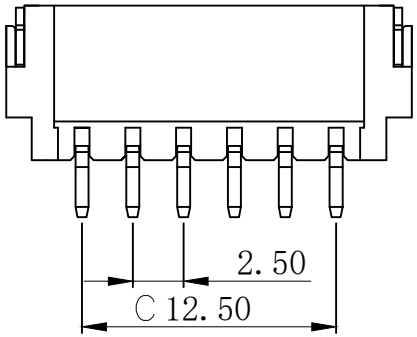

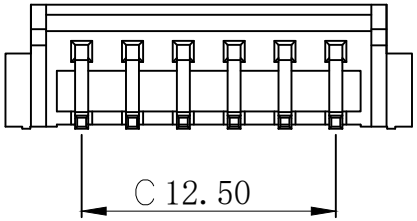

PIN数	A±0.15	B±0.15	C±0.15
2P	7.50	10.00	2.50
3P	10.00	12.50	5.00
4P	12.50	15.00	7.50
5P	15.00	17.50	10.00
6P	17.50	20.00	12.50
7P	20.00	22.50	15.00
8P	22.50	25.00	17.50
9P	25.00	27.50	20.00
10P	27.50	30.00	22.50
11P	30.00	32.50	25.00
12P	32.50	35.00	27.50
13P	35.00	37.50	30.00
14P	37.50	40.00	32.50
15P	40.00	42.50	35.00
16P	42.50	45.00	37.50

Specifications:
1.Rated Voltage : 250V AC/DC
2.Rated Current : 3A AC,DC
3.Withstand Voltage : 1000V AC/minute
4.Contact Resistance : 50mΩ(MAX.)
5.Insulation Resistance : 1000MΩ(MIN.)
6.Storage Temperature Range:-40°C~+85°C;
7.Operation Temperature Range:-25°C~+70°C;

Material:
1.Homing:High temperature plastic,LCP Natural
2.Contact: Copper alloy,Plating Ni&Sn
3.Solder tab: Copper alloy,Plating Ni&Sn

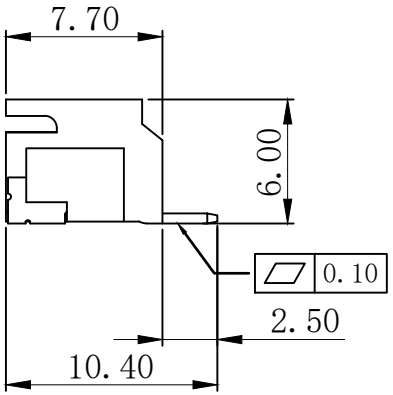

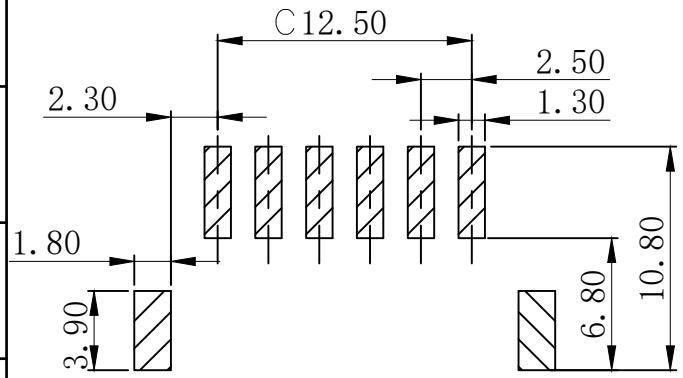

RECOMMENDER P.C.B.LAYOUT TOP VIEW
(COMPONENT SIDE TOLERANCE±0.1)

X. ±0.50	X.° ± 2°	UNITS mm	广东创粤科技有限公司
.X ±0.30	.X° ± 1°	MAT'L	TITLE: XH2.54卧贴针座
.XX ±0.10	.XX° ± 0.5°		
.XXX ± 0.05		FINISH	APPD:
		Q'TY	CHKD:
			DR:

THESE DRAWINGS AND SPECIFICATIONS ARE THE PROPERTY OF SHENZHEN CHUANGYUE TECHNOLOGY CO.,LTD. AND SHALL NOT BE REPRODUCED, COPIED OR USED IN ANY MANNER WITHOUT THE PRIOR WRITTEN CONSENT OF SHENZHEN CHUANGYUE TECHNOLOGY CO., LTD

DWG NO.: CY-XH2.54-4P-SMT-468100

SCALE	SHEET	REV.
1/1	1/1	A1