| REV. | ZONE | DESCRIPTION | DESIGN | DATE |
|---|---|---|---|---|
| B | | NEW | | |

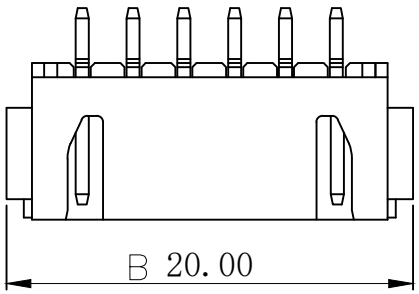


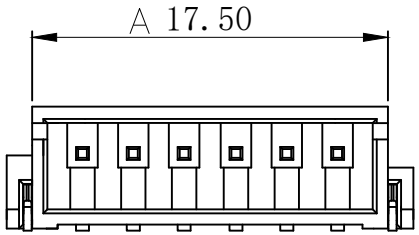


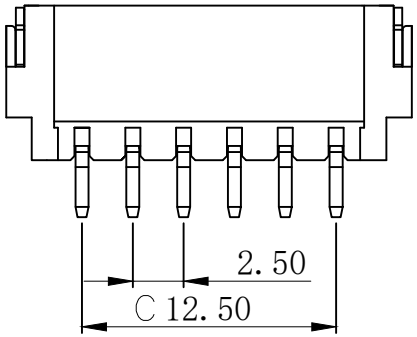


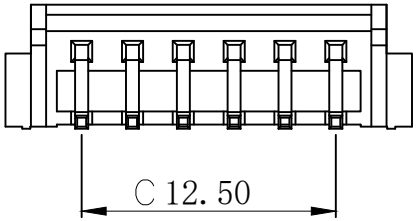


| PIN数 | A±0.15 | B±0.15 | C±0.15 |
|---|---|---|---|
| 2P | 7.50 | 10.00 | 2.50 |
| 3P | 10.00 | 12.50 | 5.00 |
| 4P | 12.50 | 15.00 | 7.50 |
| 5P | 15.00 | 17.50 | 10.00 |
| 6P | 17.50 | 20.00 | 12.50 |
| 7P | 20.00 | 22.50 | 15.00 |
| 8P | 22.50 | 25.00 | 17.50 |
| 9P | 25.00 | 27.50 | 20.00 |
| 10P | 27.50 | 30.00 | 22.50 |
| 11P | 30.00 | 32.50 | 25.00 |
| 12P | 32.50 | 35.00 | 27.50 |
| 13P | 35.00 | 37.50 | 30.00 |
| 14P | 37.50 | 40.00 | 32.50 |
| 15P | 40.00 | 42.50 | 35.00 |
| 16P | 42.50 | 45.00 | 37.50 |

Specifications:
1.Rated Voltage : 250V AC/DC
2.Rated Current : 3A AC,DC
3.Withstand Voltage : 1000V AC/minute
4.Contact Resistance : 50mΩ(MAX.)
5.Insulation Resistance : 1000MΩ(MIN.)
6.Storage Temperature Range:-40°C~+85°C;
7.Operation Temperature Range:-25°C~+70°C;

Material:
1.Homing:High temperature plastic,LCP Natural
2.Contact: Copper alloy,Plating Ni&Sn
3.Solder tab: Copper alloy,Plating Ni&Sn

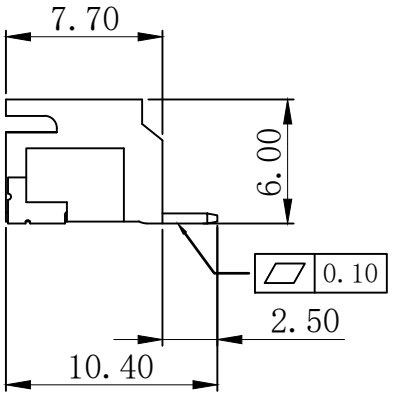


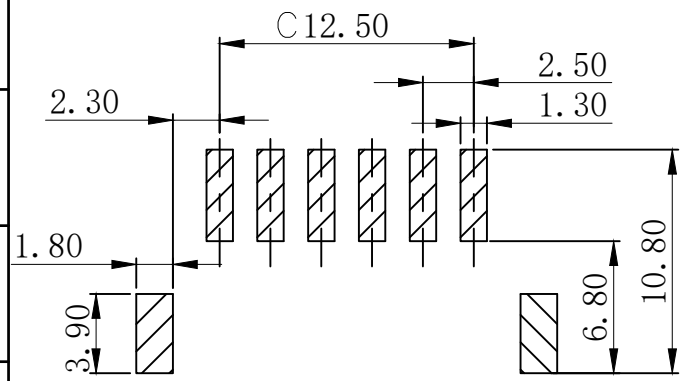


RECOMMENDER P.C.B.LAYOUT TOP VIEW
(COMPONENT SIDE TOLERANCE±0.1)

| | | | |
|---|---|---|---|
| X. ±0.50 | X.° ± 2° | UNITS mm | 广东创粤科技有限公司 |
| .X ±0.30 | .X° ± 1° | MAT'L | TITLE: XH2.54卧贴针座 |
| .XX ±0.10 | .XX° ± 0.5° | | |
| .XXX ± 0.05 | | FINISH | APPD: / DWG NO.: CY-XH2.54-2P-SMT-46898 |
| | | Q'TY | CHKD: |
| | | | DR: / SCALE 1/1 / SHEET 1/1 / REV. A1 |

THESE DRAWINGS AND SPECIFICATIONS ARE THE PROPERTY OF SHENZHEN CHUANGYUE TECHNOLOGY CO.,LTD. AND SHALL NOT BE REPRODUCED, COPIED OR USED IN ANY MANNER WITHOUT THE PRIOR WRITTEN CONSENT OF SHENZHEN CHUANGYUE TECHNOLOGY CO., LTD