邀您使用(微信)小程序
硕方电子开关&连接器选型手册
手机扫码即可进入...

REVISION			
LTR	DESCRIPTION	DATE	APP
A0	NEW RELEASE	05/20/2020	PECK

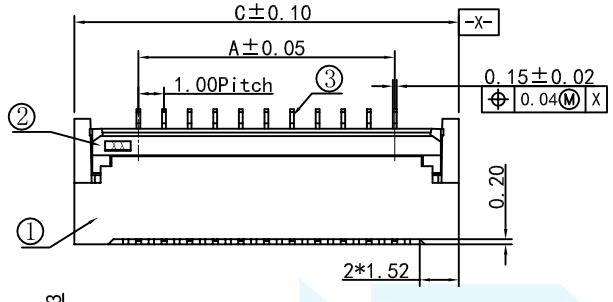

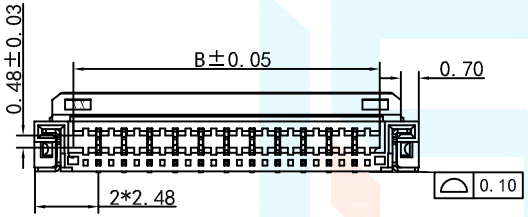

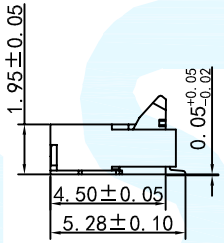

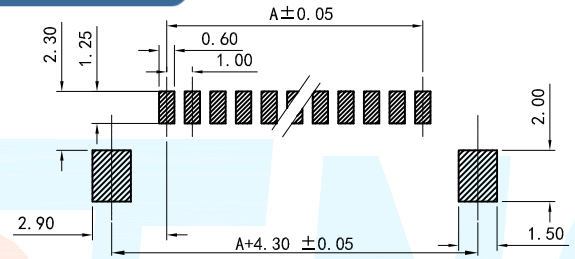

PCB 寸法
PCB Layout

10HS - XX P
PIN
产品型号

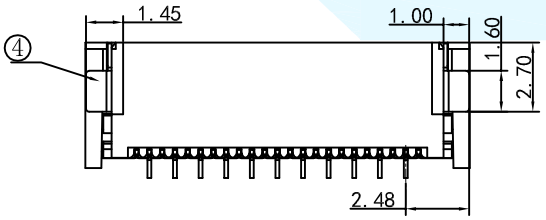

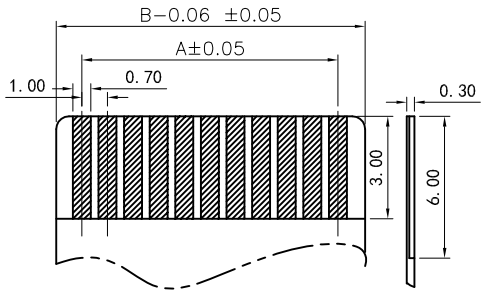

适用FFC寸法
Applicable FFC

TABLE:			
N	A	B	C
3	2.00	4.06	7.00
4	3.00	5.06	8.00
5	4.00	6.06	9.00
6	5.00	7.06	10.00
7	6.00	8.06	11.00
8	7.00	9.06	12.00
9	8.00	10.06	13.00
10	9.00	11.06	14.00
11	10.00	12.06	15.00
12	11.00	13.06	16.00
13	12.00	14.06	17.00
14	13.00	15.06	18.00
15	14.00	16.06	19.00
16	15.00	17.06	20.00
17	16.00	18.06	21.00
18	17.00	19.06	22.00
19	18.00	20.06	23.00
20	19.00	21.06	24.00
21	20.00	22.06	25.00
22	21.00	23.06	26.00
23	22.00	24.06	27.00
24	23.00	25.06	28.00
25	24.00	26.06	29.00
26	25.00	27.06	30.00
27	26.00	28.06	31.00
28	27.00	29.06	32.00
29	28.00	30.06	33.00
30	29.00	31.06	34.00

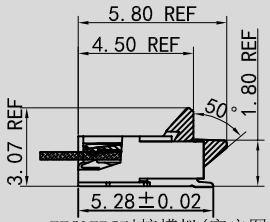

FFC&FPC对接模拟(客户图用)

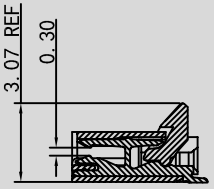

FFC&FPC对接模拟

注：PCB上板高温前锁扣必须处于打开状态

Material declaration		
No.	NAME	Description
① A	主体	LCP耐高温塑胶 UL94V-0 (米白色)
② B	锁扣	LCP耐高温塑胶 UL94V-0 (黑色)
③ C	接触端子	(镀金)磷铜 C5210R(1u" /焊尾雾锡)t=0.15mm
④ D	左右焊片	磷铜 C5191(镀银 1u" /焊尾雾锡)t=0.15mm

PROJECT \ LEVEL		A[better product]	B[average product]
Electrical Properties	Contact Rating	0.5A, 30V DC	
	Initial Contact Resistance	50mΩ max.	
	Insulation Resistance	100MΩ min.500V DC Skey/PD：100MΩ min.300V DC	
	Withstand Voltage	500V AC for 1 minute	350 V AC for 1 minut
Durable Performance	There No Load	3,500 Cycles	2,500 Cycles
	Rated Load	3,000 Cycles	2,000 Cycles
Sterage temp.		-35℃～+75℃(Operating Temp:)	
Operating Force		IF:15N MAX.(EF:10.0N MIN.)	
Heat Rrsistance		IR Reflow:255℃,5sec. Manual:350℃,3sec.	

DIMENSION CLASSIFICATION		
■ ; CRITICAL		
☒ ; MAJOR		
TOLERANCE TABLE		
.X	±	0.40
.XX	±	0.25
.XXX	±	0.10
ANGLE	±	2°

台灣碩方精密電子科技有限公司
TAIWAN SOFNG PRECISION ELECTRONIC CO., LTD

TITLE	10HS-8P 1.0间距前掀后翻FPC连接器	SOFNG 開關,連接器	
PART NO.	SOF-G006	SERIES	SD106
APPROVED	Peck	DWG NO.	SOF-G006
CHECKED	Paul	SCALE 1:1	UNIT mm SIZE A4
DRAWIN	David	REV A0	SHEET NO. 1/1