BORN SEMICONDUCTOR

ESD150-B1-W0201-N

ESD Protection Diode

Features

- 100Watts peak pulse power (tp = 8/20μs)
- Bidirectional configurations
- Solid-state silicon-avalanche technology
- Low clamping Voltage
- Low leakage current
- Low capacitance (Cj=0.35pF typ.)
- Protection one data/power line
- IEC 61000-4-2 ±20kV contact ;±20kV air
- IEC 61000-4-4 (EFT) 40A (5/50ns)
- IEC 61000-4-5 (Lightning) 4.0A (8/20μs)

Package

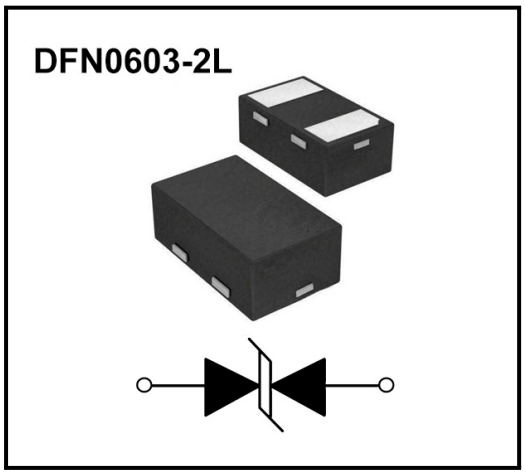

Applications

- USB3.0,HDMI2.0,Thunderbolt
- Notebooks, Desktops, and Servers
- Portable Instrumentation

Mechanical Characteristics

- DFN0603-2L package
- Molding compound flammability rating: UL 94V-0
- Packaging: Tape and Reel
- RoHS/WEEE Compliant

Marking

U5

Ordering information

Order code	Package	Base qty	Delivery mode
ESD150-B1-W0201-N	DFN0603-2L	10k	Tape and reel

BORN SEMICONDUCTOR , INC. ALL RIGHT RESERVED

Specifications are subject to change without notice.
Please refer to http://*www.born-tw.com* for current information.

Revision: 2022-Jan-1-A

ESD150-B1-W0201-N

ESD Protection Diode

Electrical Parameters (T_A = 25°C unless otherwise noted)

Symbol	Parameter
I_{PP}	Maximum Reverse Peak Pulse Current
V_C	Clamping Voltage @ I_{PP}
V_{RWM}	Peak Reverse Working Voltage
I_R	Reverse Leakage Current @ V_{RWM}
V_{BR}	Breakdown Voltage @ I_T
I_T	Test Current

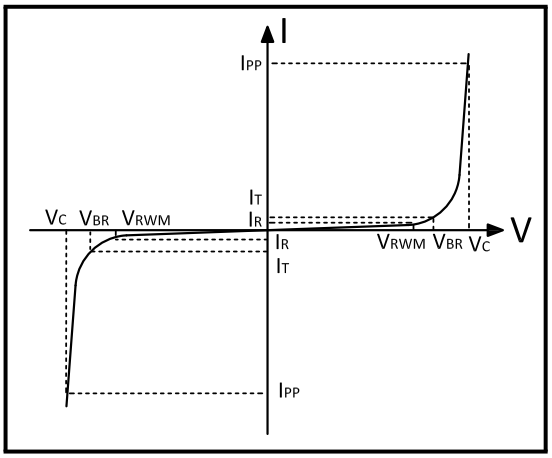

Note:8/20us pulse Waveform.

Absolute Maximum Rating

Rating	Symber	Value	Units
Peak Pulse Power (tp =8/20μs)	P_{PP}	100	Watts
Peak Pulse Current (tp =8/20μs)	I_{PP}	4.0	A
ESD per IEC 61000-4-2 (Air) ESD per IEC 61000-4-2 (Contact)	V_{ESD}	20 20	KV
Lead Soldering Temperature	T_L	260(10seconds)	°C
Junction Temperature	T_J	-55 to + 150	°C
Storage Temperature	T_{stg}	-55 to + 150	°C

Electrical Characteristics

Parameter	Symber	Conditions	Min	Typical	Max	Units
Reverse Stand-Off Voltage	V_{RWM}	–	–	–	5.0	V
Reverse Breakdown Voltage	V_{BR}	I_T=1mA	6.0	8.0	9.5	V
Reverse Leakage Current	I_R	V_{RWM}=5V,T=25°C	–	–	0.5	μA
Peak Pulse Current	I_{PP}	tp =8/20us	–	–	4.0	A
Clamping Voltage	V_C	I_{PP}=4.0A, tp =8/20us	–	18	–	V
Junction Capacitance	C_j	V_R=0V,T=25°C,f=1MHZ	–	0.35	0.50	pF

BORN SEMICONDUCTOR , INC. ALL RIGHT RESERVED

Specifications are subject to change without notice.
Please refer to http://*www.born-tw.com* for current information.

ESD150-B1-W0201-N

ESD Protection Diode

Typical Characteristics

Figure 1: Peak Pulse Power vs. Pulse Time

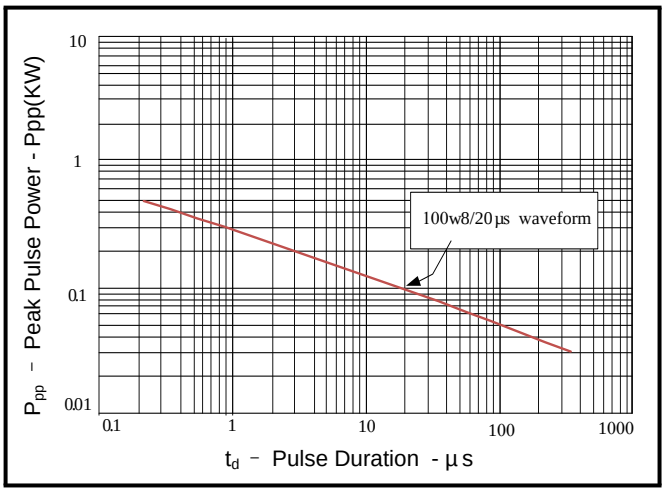

Figure 2: Power Derating Curve

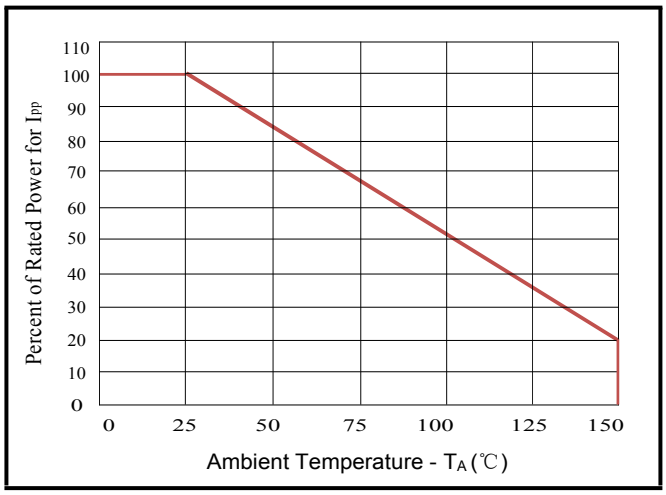

Figure 3: Pulse Waveform

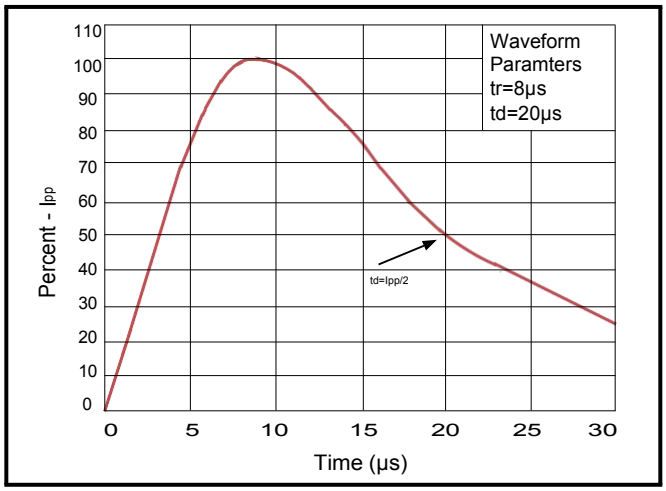

Figure 4: Clamping Voltage vs. I_{PP}

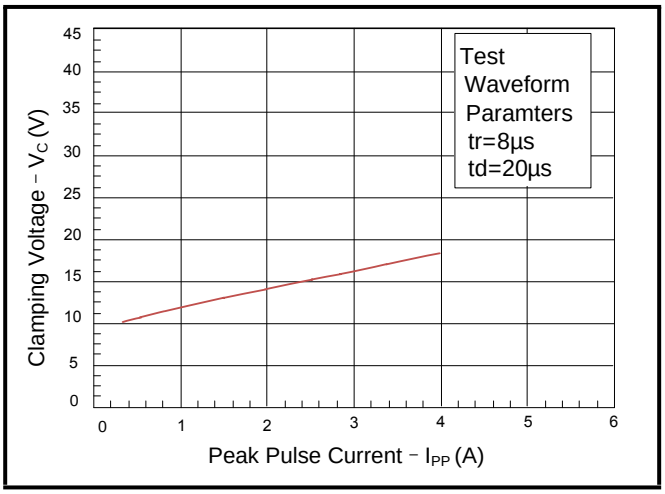

BORN SEMICONDUCTOR , INC. ALL RIGHT RESERVED

ESD150-B1-W0201-N

ESD Protection Diode

Soldering Parameters

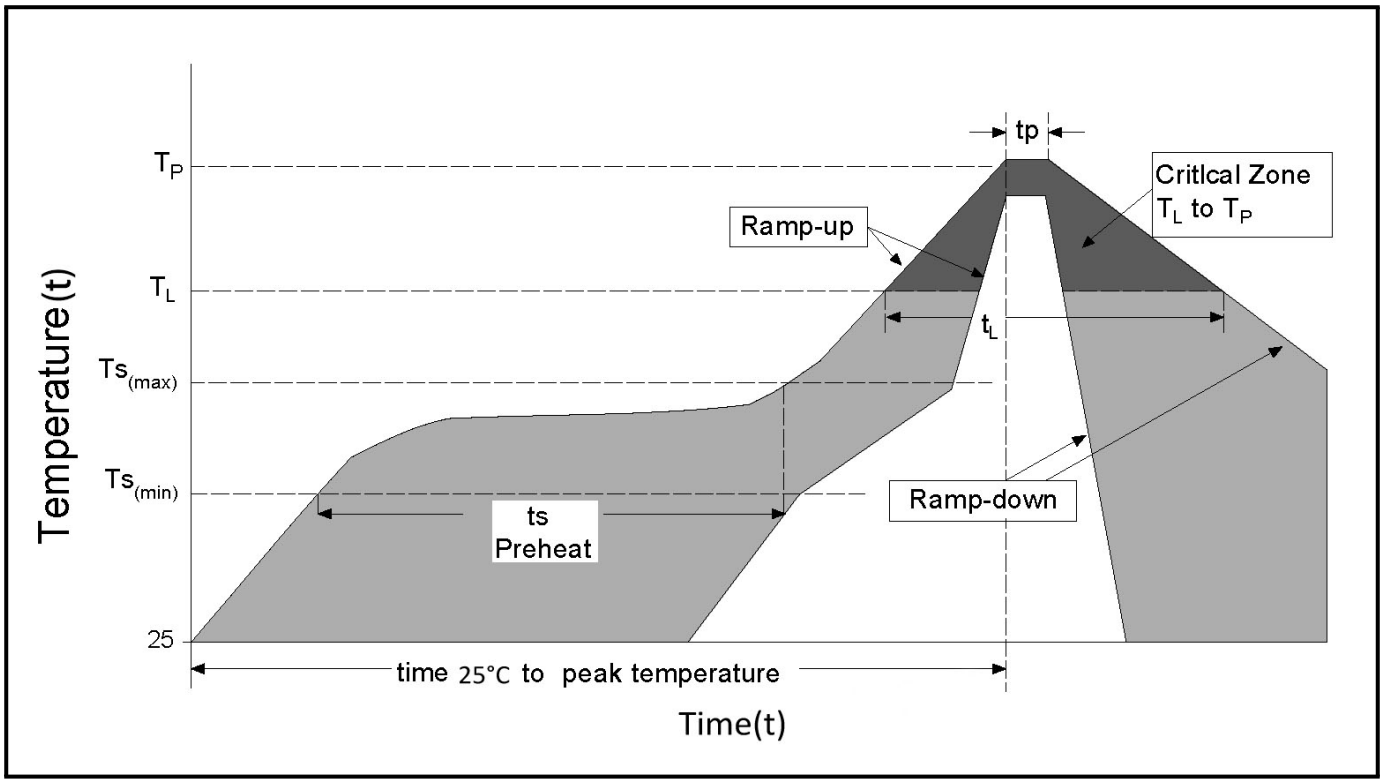

Reflow Condition		Lead-free assembly
Pre Heat	- Temperature Min (T_S(min))	150°C
	- Temperature Max (T_S(max))	200°C
	- Time (min to max) (t_S)	60 - 180 secs
Average ramp up rate (Liquidus Temp (T_L) to peak)		3°C/second max
T_S(max) to T_L - Ramp-up Rate		3°C/second max
Reflow	- Temperature (T_L) (Liquidus)	217°C
	- Time (t_L)	60 -150 secs
Peak Temperature (T_P)		$260^{+0/-5°C}$
Time within 5°C of actual peak Temperature (t_p)		20 - 40 secs
Ramp-down Rate		6°C/second max
Time 25°C to peak Temperature (t)		8 minutes Max.
Do not exceed		260°C

BORN SEMICONDUCTOR , INC. ALL RIGHT RESERVED

Specifications are subject to change without notice.
Please refer to http://*www.born-tw.com* for current information.

ESD150-B1-W0201-N

ESD Protection Diode

Outline Drawing – DFN0603-2L

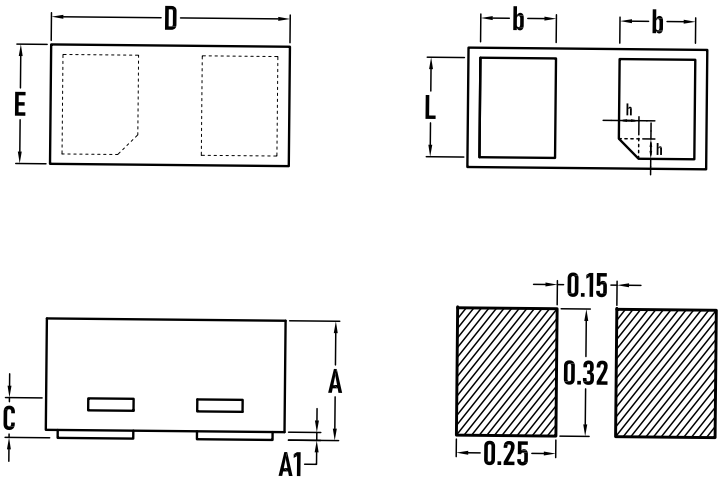

SYMBOL	MILLIMETER		
	MIN.	Typ.	MAX.
A	0.28	0.30	0.32
A1	0.00	0.02	0.05
C	0.05	0.10	0.15
D	0.55	0.60	0.65
E	0.25	0.30	0.35
b	0.14	0.19	0.24
L	0.20	0.25	0.30
h	–	0.05	0.10

Packaging Tape - DFN0603-2L

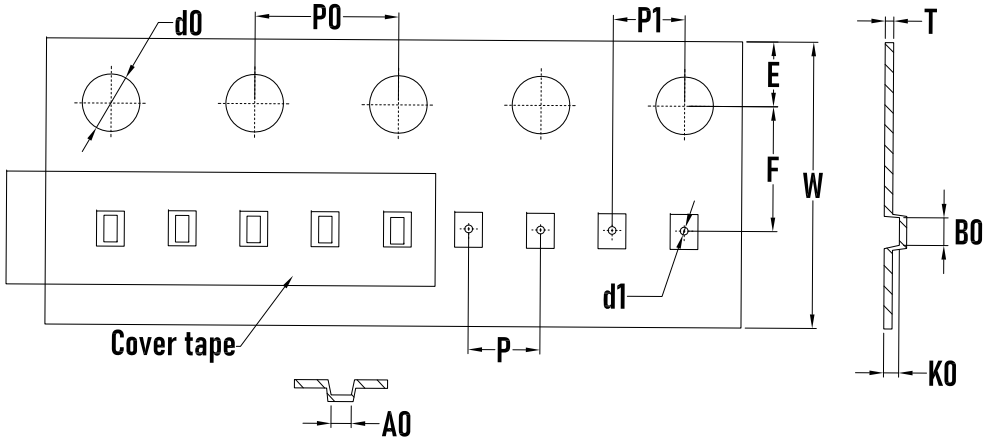

SYMBOL	MILLIMETER
A0	0.39±0.03
B0	0.70±0.03
d0	1.55±0.05
d1	0.20±0.05
E	1.75±0.10
F	3.50±0.04
K0	$0.37^{+0.03}_{-0.02}$
P	2.00±0.10
P0	4.00±0.10
P1	2.00±0.05
W	8.00±0.10
T	0.18±0.03

Packaging Reel

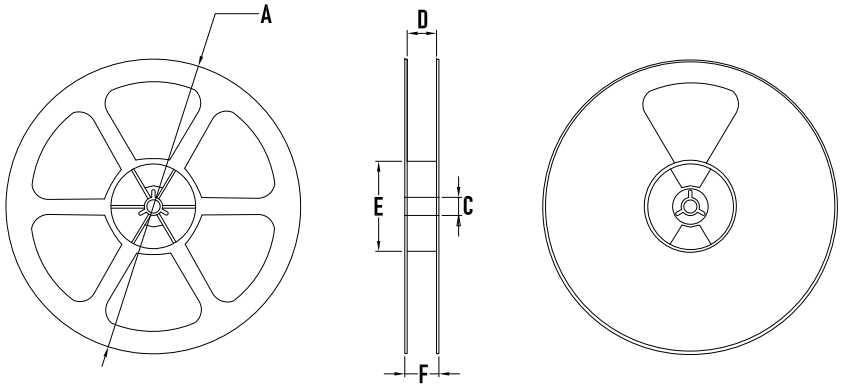

SYMBOL	MILLIMETER
A	178±2
C	$13.0^{+0.5}_{-0.2}$
D	9.5
E	55±5
F	14.4 max.
Quantity	10000PCS

BORN SEMICONDUCTOR , INC. ALL RIGHT RESERVED

Specifications are subject to change without notice.
Please refer to http://*www.born-tw.com* for current information.

Revision: 2022-Jan-1-A