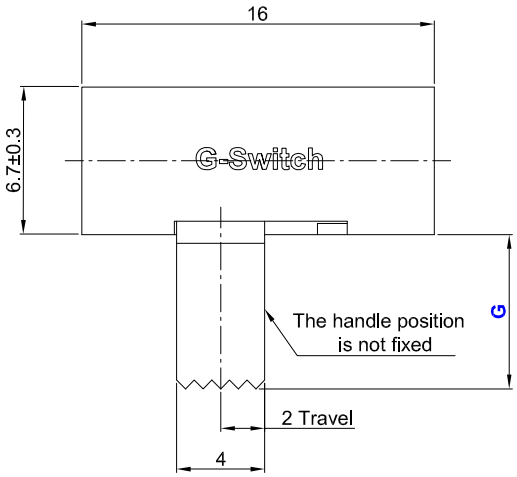

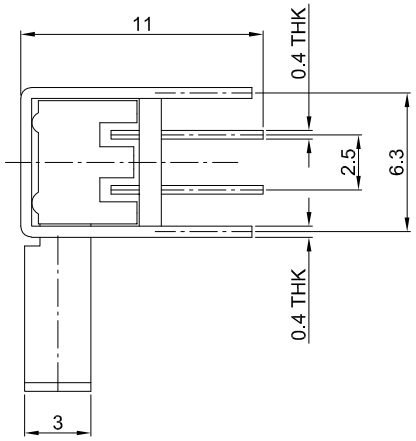

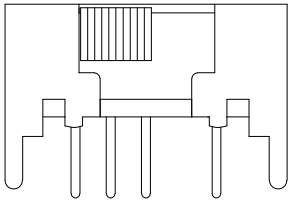

SK-23D05-G080 B

SK:Horizontal shank

G-Switch P/N

Foot length:
4.6 mm

Switch Height(mm)

G030=3.0 G040=4.0
G050=5.0 G055=5.5
G060=6.0 G065=6.5
G070=7.0 G075=7.5
G080=8.0 G085=8.5
G090=9.0 G095=9.5
G100=10.0

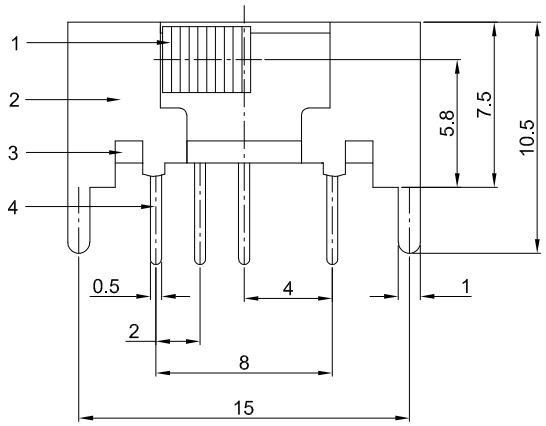

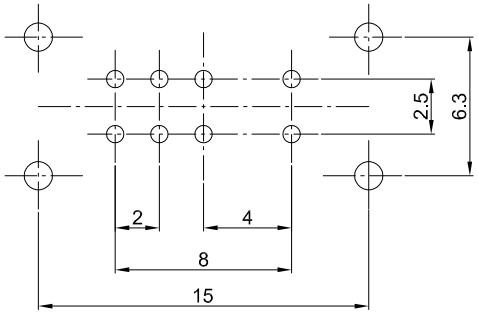

RECOMMENDED PCB LAYOUT
TOLERANCE:±0.05

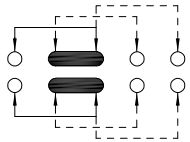

CIRCUIT DIAGRAM

G-Switch Specification:

1.Operating temperature range: -40°C ~ +85°C
2.Rating: 0.3A.50V DC
3.Insulation resistance: 100MΩ min.100V DC
4.Dielectric strength: 500V AC for 1 min
5.Contact resistance: 100mΩ max.
6.Terminals arrangement: 2P3T
7.Travel: 2.0±0.1mm
8.Switch lifetime: 10,000Cycles

NO.	PART NAME	MATERIAL	REMARK
7	CONTACT CLIP	PBS C5210R-EH	Ag PLATED
6	SPRING	STEEL WIRE	NATURAL
5	STEEL BALL	STEEL	NATURAL
4	TERMINAL	BRASS STRIP	Ag PLATED
3	BASE	PHENOLIC RESIN	NATURAL
2	FRAME	STEEL STRIP	Ni PLATED
1	KNOB	PA66	BLACK

Pb Process Capable
RoHS Compliant
EU RoHS Standards

SCALE: 1:1	UNIT: mm	Title:	Horizontal Slide Switch DIP 16.0×6.7×H8.0mm
SIZE: A4		Molde Code:	SK-23D05-G080B

Unless otherwise General Tolerance:

X.	±0.40
X.x	±0.30
X.xx	±0.20
X°	±3°

DRAWN	CHECKED	APPROVED	DATE
Lai	Chen	Chen	2025.08.10

品赞科技
b-Switch
www.dg-switch.com

REV: A0 SHEET: 1/1