## Features

- The plastic package carries Underwriters Laboratory Flammability Classification 94V-0
- For surface mounted applications
- Built-in strain relief,ideal for automated placement
- Low reverse leakage
- High forward surge current capability
- High temperature soldering guaranteed 250℃/10 seconds at terminals

**SMB**

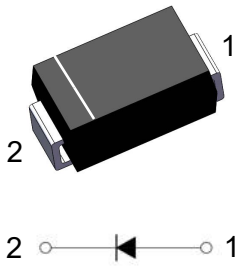





## Mechanical Data

**Case** : Molded plastic body
**Polarity** : Polarity symbol marking on body
**Mounting Position** : Any
**Weight** : 0.0023 ounce, 0.07 grams

## Maximum Ratings And Electrical Characteristics

| Parameter | SYMBOLS | SS32 | SS34 | SS36 | SS38 | SS310 | SS315 | SS320 | UNITS |
|---|---|---|---|---|---|---|---|---|---|
| Maximum repetitive peak reverse voltage | $V_{RRM}$ | 20 | 40 | 60 | 80 | 100 | 150 | 200 | V |
| Maximum RMS voltage | $V_{RMS}$ | 14 | 28 | 42 | 56 | 70 | 105 | 140 | V |
| Maximum DC blocking voltage | $V_{DC}$ | 20 | 40 | 60 | 80 | 100 | 150 | 200 | V |
| Maximum average forward rectified current at $T_L$=100℃ | $I_{F(AV)}$ | 3.0 | | | | | | | A |
| Peak forward surge current, 8.3ms single half sine-wave superimposed on rated load | $I_{FSM}$ | 80.0 | | | | | | | A |
| Maximum instantaneous forward voltage at 3.0A | $V_F$ | 0.55 | | 0.70 | 0.85 | | 0.95 | | V |
| Maximum DC reverse current $T_A$ =25℃<br>at rated DC blocking voltage $T_A$=125℃ | $I_R$ | 0.5<br>50 | | | 0.05<br>10 | | | | mA |
| Typical thermal resistance | $R_{qJA}$ | 80.0 | | | | | | | °C/W |
| Operating junction temperature range | $T_J$ | -55 to +150 | | | | | | | °C |
| Storage temperature range | $T_{STG}$ | -55 to +150 | | | | | | | °C |

## Ratings And Characteristic Curves

FIG. 1- DERATING CURVE OUTPUT RECTIFIED CURRENT

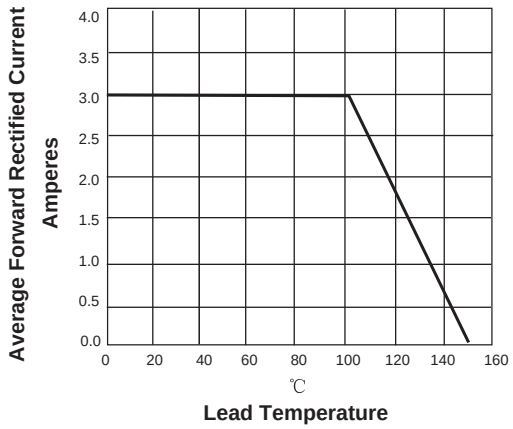


FIG. 2-MAXIMUM NON-REPETITIVE PEAK FORWARD SURGE CURRENT PERLEG

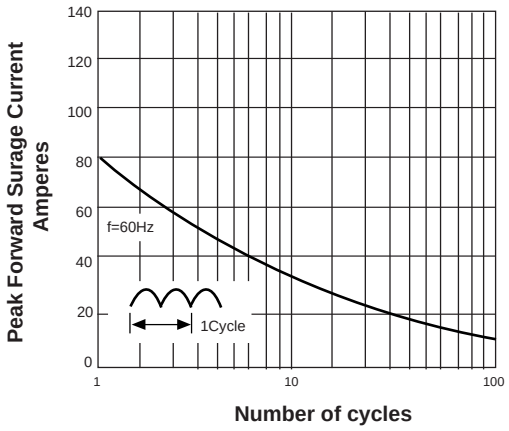


FIG. 3-TYPICAL FORWARD VOLTAGE CHARACTERISTICS

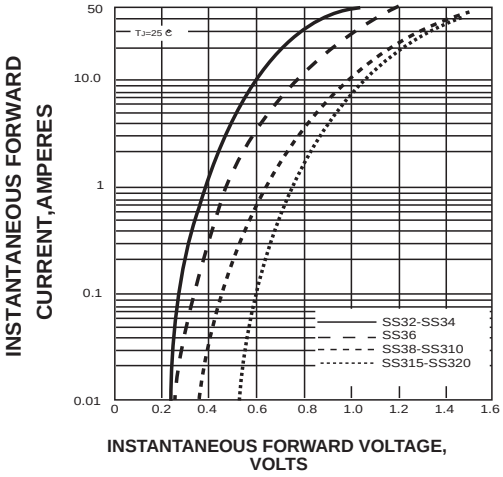


FIG. 4-TYPICAL REVERSE LEAKAGE CHARACTERISTICS

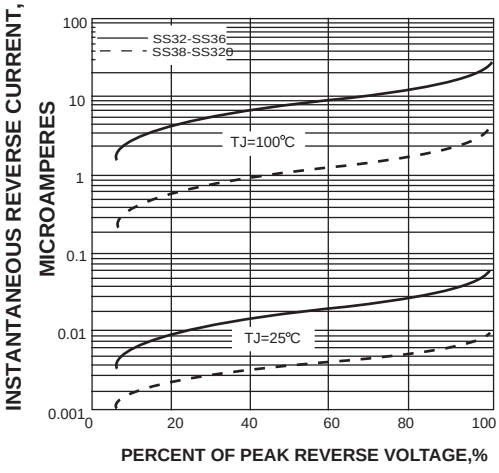

## SMB Package Outline Dimensions

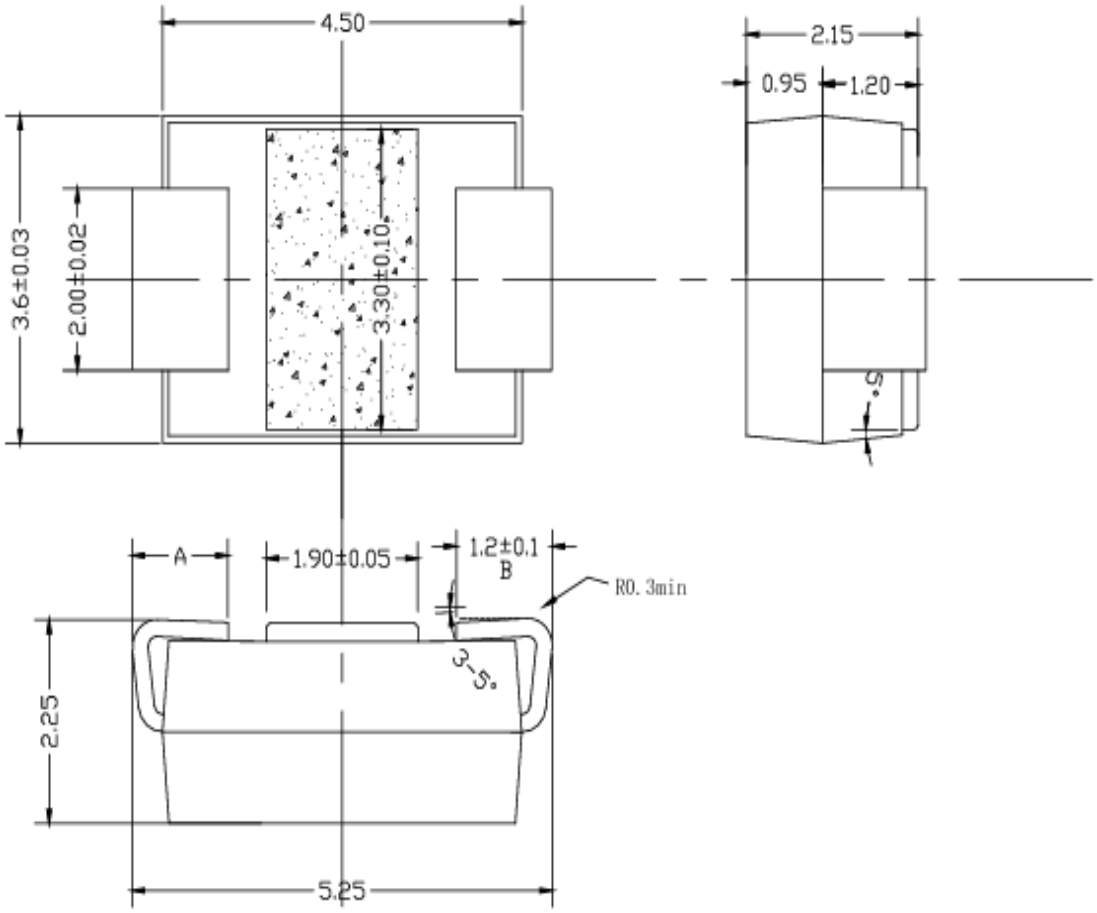

**NOTICE:**

1、The information in this document is believed to be accurate and reliable at the time of publication, but is subject to change without notice. Guangdong Renmao Electronics Co., Ltd. ("The Company") reserves the right to modify its products and specifications at any time, and assumes no responsibility for any errors or omissions herein.

2、The Company makes no warranty, express or implied, regarding the fitness of its products for any particular purpose. Customers are responsible for verifying the suitability of the products for their applications and for the design and testing of their end products.

3、The values listed under "Absolute Maximum Ratings" are stress ratings only. Stresses beyond these limits may cause permanent damage to the device.

4、The Company's products are not designed or authorized for use in life support, medical, military, aerospace, or other critical applications where the failure of the product could result in personal injury or death. Any such use is at the customer's own risk.

5、These devices are sensitive to electrostatic discharge (ESD). Proper handling and protection procedures must be observed.

6、No license to any intellectual property right is granted by this document. All products are sold subject to the Company's terms and conditions of sale.