G-Switch Specification:

1.Current rated: 1.0A AC/DC
2.Voltage rating: 125V AC/DC
3.Withstanding voltage: 250V AC
4.Contact resistance: 20mΩ max.
5.Insulation resistance: 100MΩ min
6.Durability cycle: 50Cycles
7.Removal force: 0.50kgf/Pin min
8.Operating temperature range: -25°C ~ +85°C

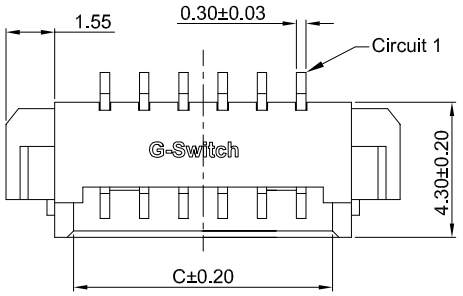

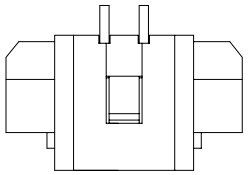

2PIN

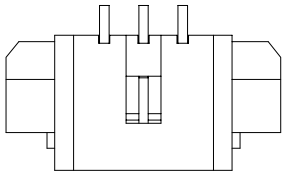

3PIN



GT-A1251 W R S 1-1 XX X XX 01

- **G-Switch**
- **Series No**
- **Connector** W-Wafer
- **Angle** V-90°
- **Termipoint** S-SMT
- **Pin Q' PY** 02~16
- **Housing Colour** S-Nature
- **Terminal Plating** BT-Bright Tin
- **Row NO** 1-Single Row
- **Type** 1-Type 1

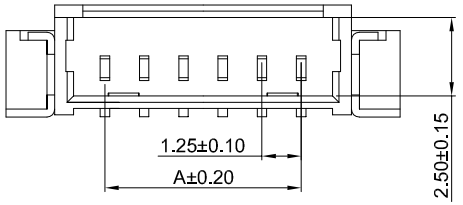

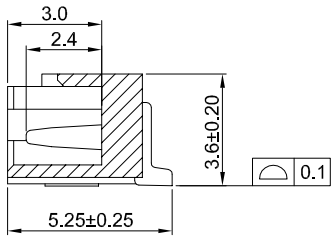

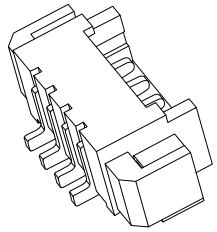

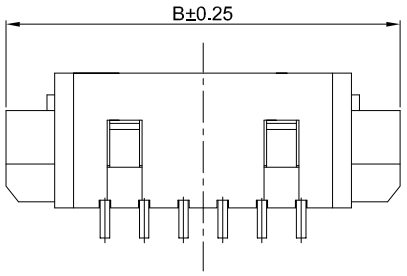

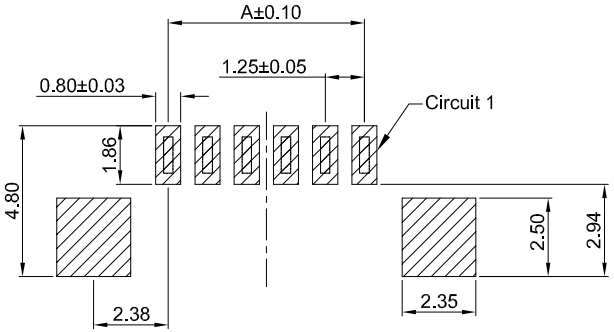

PCB REFERENCE DIAGRAM
TOLERANCE:±0.05

Ordering Information:

Circuit	Dimensions(mm) A	B	C	Circuit	Dimensions(mm) A	B	C
02	—	7.50	3.20	10	11.25	17.50	13.20
03	2.50	8.75	4.45	11	12.50	18.75	14.45
04	3.75	10.00	5.70	12	13.75	20.00	15.70
05	5.00	11.25	6.95	13	15.00	21.25	16.95
06	6.25	12.50	8.20	14	16.25	22.50	18.20
07	7.50	13.75	9.45	15	17.50	23.75	19.45
08	8.75	15.00	10.70	16	18.75	25.00	20.70
09	10.00	16.25	11.95	--	--	--	--

NO.	PART NAME	MATERIAL	REMARK
3	SOLDER TABS	BRASS	BRIGHT Tin
2	CONTACT	BRASS	BRIGHT Tin
1	HOUSING	LCP,94V-0	NATURE

Pb Process Capable | RoHS Compliant EU RoHS Standards | Compliant Halogen Free

SCALE: 1:1	UNIT: mm	Title:	Wafer 1.25mm Pitch 90° SMT Type Single Row Connector
SIZE: A4			
Unless otherwise General Tolerance:		Molde Code:	GT-A1251WRS1-1XXXXX01
X ±0.40			
X.x ±0.30			
X.xx ±0.20			
X° ±5°			
X.x° ±3°			

DRAWN	CHECKED	APPROVED	DATE
Hu	Chen	Chen	2022.12.28

品赞科技 b-Switch ®
www.dg-switch.com

REV: A0 SHEET: 1/1