PRODUCT DATASHEET

Surface Mount Fuse

J0881 SURFACE MOUNT FUSE

0881.J SURFACE MOUNT 0FUSE



Descriptions

0881.J series This product is suitable for overcurrent protection in electronic device circuits, including storage systempower supplies, cooling fan systems for PC servers, voltage regulation modules, base station powersupplies, voltage regulation modules for PC servers, high-end servers and supercomputers, and powermanagement systems

Features

- Small size with high current rating for short circuit protection
- Ceramic body with Ceramic base filler
- Suitable for automatic mounting
- Surface mount type and small size of 12x10x6.5(mm)
- RoHS and Lead Free material
- Operating temperature -55℃～+125℃ Normal

Applications

- Storage system power
- Cooling fan system for PC server / PC
- Voltage regulator module
- Base station power supply
- Voltage regulator module for PC server / PC
- High-end server/Blade server
- Battery management system

Standards

Standards
In accordance with IEC60127-7/GB9364-7/UL248-14

Electrical Characteristics

- Pre-Arcing Time / Current Characteristics:

% of Ampere Rating(In)	Opening Time
100%*In	4 hours Min
250%*In	60 sec Max

Performance Specification

Part Number	Ampere Rating(A)	Voltage Rating(Vdc)	Breaking Capacity	Typical Cold DCR(mΩ)	Melting I²t @10In(A²sec)
0881050.J	50	100/125	1KA@125Vdc 5KA@100Vdc	1.00	1450
0881060.J	60			0.93	1625
0881070.J	70			0.75	2760
0881080.J	80			0.64	6340
0881090.J	90			0.51	8345
0881100.J	100			0.46	13820
0881125.J	125			0.34	26300
0881150.J	150			0.30	13825
0881175.J	175			0.28	46085
0881200.J	200			0.23	93600

Reliability test

No.	Item	Content
①	Insulation Resistance test	0.01MΩ Min.
②	Solderability test	240±5℃; T=3±0.5s; Cover≧95%
③	Soldering heat resistance test	260℃ 10s; IΔRI<10%
④	Thermal shock test	100 cycles between -65℃~+125 60minite; each extreme IΔRI<10%
⑤	High-low temperature storage	+125℃/-55℃ each 96 hrs; IΔRI<10%
⑥	High temperature operating life	70±2℃; 0.6In;96hrs; IΔRI<10%
⑦	Salt spray test	5% salt solution; 48hrs; IΔRI<10%
⑧	Humidity test	T=40±2℃,90%-95%RH;1000hrs, IΔRI<10%

Environmental Characteristic

- Company operating temperature of the environment more than 25+/-5℃, in the selection of fuse specifications, it needs to consider the impact of the operating environment of the temperature fuse. Photo: temperature derating curve.

Temperature Rerating Curve

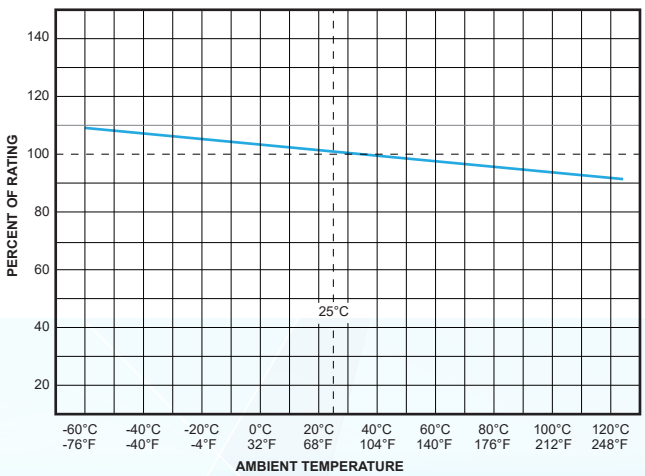

Average Time-Current Curve

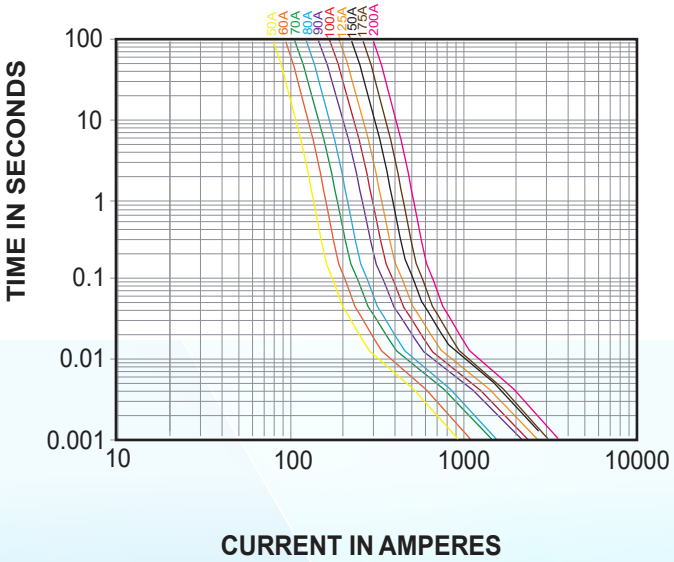

Dimensions and Structure

- Outline Drawing and dimensions (unit : mm)

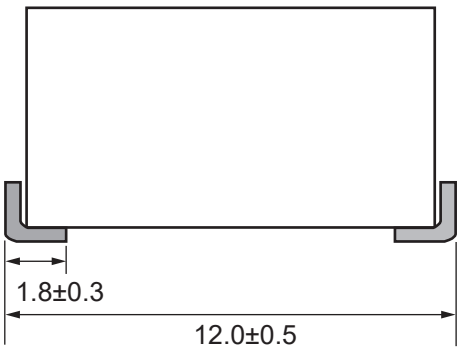

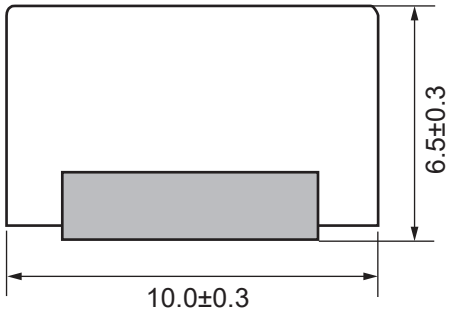

- Material Details:

Component	Material
Body	Ceramic
Filled	SiO_2
Element	Tin plated brass
pouring sealant	Environmental Materials

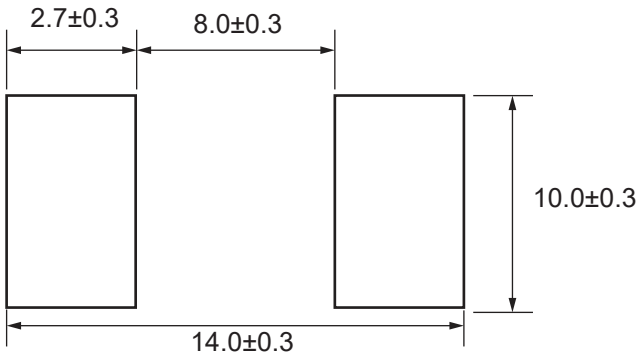

Recommended pad layout

Recommended Soldering Parameters

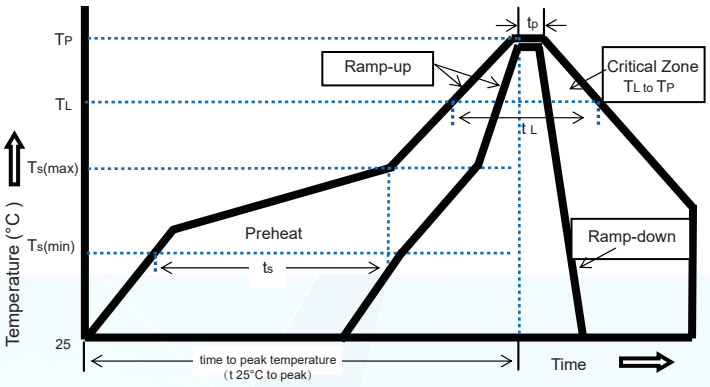

Infrared Reflow	
Temperaure	260°C
Time	20 seconds max.
Recommend Reflow profile	

Reflow Condition		Pb-Free assembly
Average Ramp-up Rate(Tsmaxto Tp)		3°C/second max.
Preheat	Temperature Min. (Tsmin)	150°C
	Temperature Max. (Tsmax)	200°C
	Time (Tsmin to Tsmax)	60~120 seconds
Reflow	Temperature (TL)	260°C
	Time Max (tL)	60 seconds
Peak Temperature (Tp)		260°C max
Temperature (TL)		217°C
Melting in time(tL)		60~150 seconds
Ramp-down Rate		6°C/second max
Time 25°C to peak Temperature(tp)		8 minutes max
Operating Temperature		-55°C to +125°C

Hand-Solder Parameters :

Solder Iron Temperature: 370±10°C .Heating Time: 3s max, Soldering iron avoid touch Copper cap

Packing

No.	Quantity &Packaging Code
0881.J	500 fuses/reel Each box 1 volume

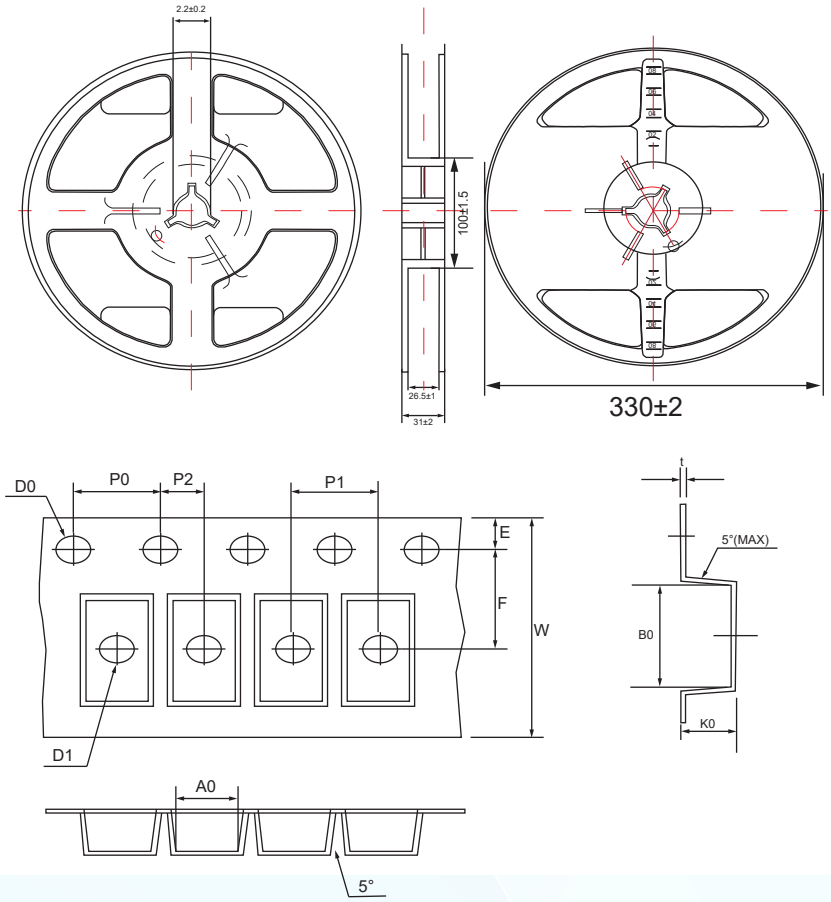

Item	A0	B0	D0	D1	E	F
Spec.(mm)	10.40±0.10	13.0±0.15	1.5±0.10	1.50±0.25	1.75±0.10	11.50±0.10
Item	**K0**	**P0**	**P1**	**P2**	**W**	**t**
Spec.(mm)	7.20±0.10	4.00±0.10	16.00±0.10	2.0±0.10	24.00±0.3	0.4±0.05

Part Numbering

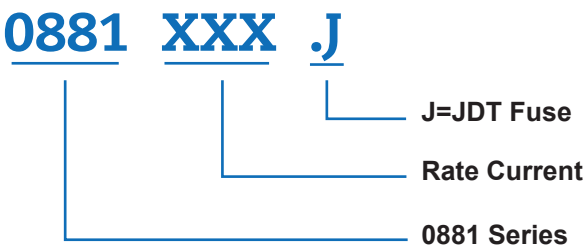

Product Markin

The top of the fuse cap shall have the following markings,Size and position of the markings shall not be provided

Example 125A: J125A

OTHERS

- Under airtight in temperature+5℃~ 30℃、relative humidity 25%～60% can store 2 years
- Without dew in temperature+10℃~ 60℃、relative humidity be 95% maximum value for 30days.
- If in use beyond the requirements of the specifications, must pass through the mutual confirmation !
- If the specification is not appropriate, must through consultation between the two sides and by the company to modify.
- It could be in conformance with another file which made by our company.