南京时恒电子科技有限公司
Nanjing Shiheng Electronics Co.,Ltd.
规格承认书

APPROVAL SHEET

客户名称CUSTOMER：

产品名称PART NAME：片式NTC热敏电阻规格书

产品规格PART NUMBER：CMF103F3970FB0805

产品编号PRODUCTCODE：

版次REV.NO：B0

日期DATE：2026-09-02

确认
CONFIRM

客户CLIENT			供货商/制造商MANUFACTOR	
品保部 Quality Dep.			规格书制作 Design	潘然
制造部 Production Dep.			业务部审核 Checked by sales	
工程部 Engineering Dep.			技术部审核 Checked by R&D	张居见
			品质部审核 Checked by QA	李少媛

南京时恒电子科技有限公司
NANJING SHIHENG ELECTRONICS CO., LTD.
地址：南京市江宁区湖熟镇金阳路18号邮编Postcode：211121
Address：No.18 Jinyang Road Hushu Town Jiangning District Nanjing China
TEL：025-52121868
Http: //www.shiheng.com.cn **E-MAIL:sales@shiheng.com.cn**

1 外形尺寸 Shape and Dimensions

- 尺寸：见图 1 和表 1
- PCB 焊盘：见图 2 和表 1

- Dimensions: See Fig.1 and Table 1.
- Recommended PCB pattern for reflow soldering: See Fig.2 and Table 1

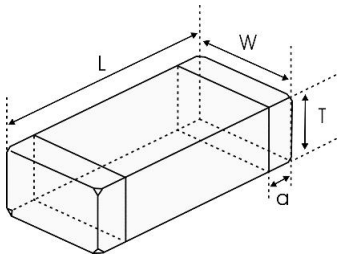

图 1 Fig.1

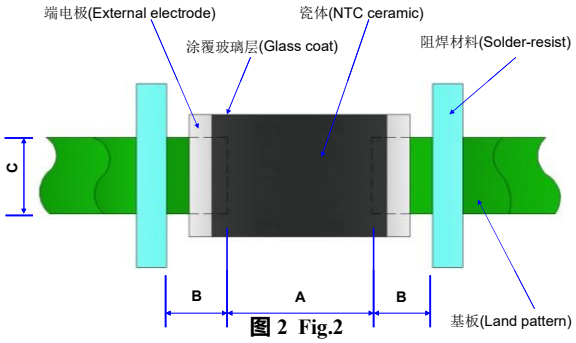

图 2 Fig.2

表 1（Table 1） 单位 unit: inch[mm]

类别 Type	L	W	T	a	A	B	C
0805 [2012]	0.079±0.008 [2.0±0.2]	0.049±0.008 [1.25±0.2]	0.033±0.008 [0.85±0.2]	0.020±0.012 [0.5±0.3]	[1.0-1.1]	[0.6-0.7]	[1.0-1.2]

2 产品标识（料号） Product Identification(Part Number)

CMF	103	F	3970	F	B	0805
①	③	④	⑤	⑥	⑦	②

① 类别 Type	
CMF	片式 NTC 热敏电阻器 Chip NTC Thermistor

② 外形尺寸(mm) External Dimensions (L×W×T)	
0201[0603]	0.60×0.3 0×0.3 0
0402[1005]	1.00×0.5 0×0.5 0
0603[1608]	1.60×0.8 0×0. 80
0805[2012]	2.00×1.2 5×0. 85

③ 25℃的零功率电阻Nominal Zero-Power Resistance	
222	2.2kΩ
103	10kΩ
104	100kΩ

④ 电阻值公差 Tolerance of Resistance	
F	±1%
G	±2%
H	±3%
J	±5%

⑤ B 值常数 B Constant	
3435	3435K
3970	3970K
4250	4250K

⑥ B 值公差 Tolerance of B Constant	
F	±1%
H	±3%

⑦ B 值计算方式 B constant calculation method	
A	25℃&85℃
B	25℃&50℃

3 电气特性 Electrical Characteristics

型号 Part No	电阻值 Resistance (25℃) (kΩ)	B 常数B Constant (25/50℃) （K）	B 常数B Constant (25/85℃) （K）	允许工作电流 Permissible Operating Current (25℃) （mA）	耗散系数 Dissipation Factor (mW/℃)	热时间常数 Thermal Time Constant (s)	额定功率 Rated Electric Power(25℃) (mW)	工作温度 Operating ambient temperature (℃)
CMF103F3970FB0805	10±1%	3970±1%	4007 ref.	0.44	2.0	＜5	100	-55～+125

注 Notes: 在 25℃静止空气中，以未贴装的独立单元测试。When measured at 25°C in still air, as a single unit without mounting.

4 检验和测试程序

测试条件

如无特别规定，检验和测试的标准大气环境条件如下：

a. 环境温度：20±15℃；

b. 相对湿度：65±20%；

c. 气压：86 kPa~106 kPa

如果对测试结果有异议，则在下述条件下测试：

a. 环境温度：25±2 ℃；

b. 相对湿度：65±5%

c. 气压：86kPa ~ 106kPa

检查设备

外观检查：20 倍放大镜；

阻值检查：热敏电阻测试仪

4 Test and Measurement Procedures

Test Conditions

Unless otherwise specified, the standard atmospheric conditions for measurement/test as:

a. Ambient Temperature: 20±15℃

b. Relative Humidity: 65±20%

c. Air Pressure: 86kPa to 106kPa

If any doubt on the results, measurements/tests should be made within the following limits:

a. Ambient Temperature: 25±2℃

b. Relative Humidity: 65±5%

c. Air Pressure: 86kPa to 106kPa

Inspection Equipment

Visual Examination: 20×magnifier

Resistance value test: Thermistor resistance tester

5 电性测试 Electrical Test

序号 No.	项目 Items	测试方法及备注 Test Methods and Remarks
1	25℃零功率电阻值 Nominal Zero-Power Resistance at 25℃(R25)	环境温度 Ambient temperature：25±0. 05℃ 测试功率 Measuring electric power：≤0.1mW
2	B 值常数 Nominal B Constant	分别在环境温度 25±0. 05℃， 50±0. 05℃或 85±0. 05℃下测量电阻值。 Measure the resistance at the ambient temperature of 25±0. 05℃, 50±0. 05℃ or 85±0.05℃. $B(25\text{-}50℃)=\frac{\ln R25-\ln R50}{1/T_{25}-1/T_{50}}$ $B(25\text{-}85℃)=\frac{\ln R25-\ln R85}{1/T_{25}-1/T_{85}}$ T：绝对温度（K）Absolute temperature (K)
3	热时间常数 Thermal Time Constant	在零功率条件下，当热敏电阻的环境温度发生急剧变化时，热敏电阻元件产生最初温度 T0 与最终温度 T1 两者温度差的 63.2%的温度变化所需要的时间，通常以秒(S)表示。 The total time for the temperature of the thermistor to change by 63.2% of the difference from ambient temperature T_0 (℃) to T_1 (℃) by the drastic change of the power applied to thermistor from Non-zero Power to Zero-Power state, normally expressed in second(S). 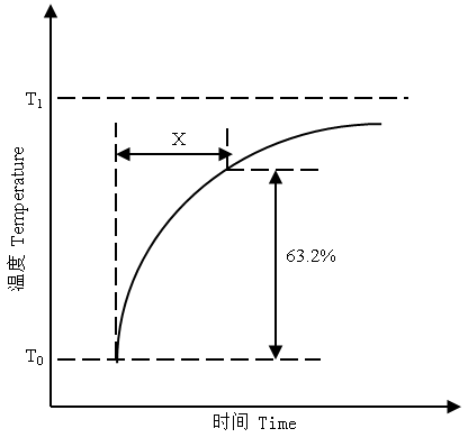

序号 No.	项目 Items	测试方法及备注 Test Methods and Remarks
4	耗散系数 Dissipation Factor	在一定环境温度下，NTC 热敏电阻通过自身发热使其温度升高 1℃时所需要的功率，通常以 mW/℃表示。可由下面公式计算： The required power which makes the NTC thermistor body temperature raise 1℃ through self-heated, normally expressed in milliwatts per degree Celsius (mW/℃). It can be calculated by the following formula: $\delta = \frac{W}{T-T_0}$
5	额定功率 Rated Power	在环境温度 25℃下因自身发热使表面温度升高 100℃所需要的功率。 The necessary electric power makes thermistor's temperature rise 100℃ by self-heating at ambient temperature 25℃.
6	允许工作电流 Permissible operating current	在静止空气中通过自身发热使其升温为 1℃的电流。 The current that keep body temperature of chip NTC on the PC board in still air rising 1℃by self-heating.

注 Notes: 在 25℃的静止空气中给 NTC 热敏电阻施加 100mW 的额定功率，NTC 热敏电阻会升温 100℃左右。但太快的升温速度可能会导致 NTC 热敏电阻意外失效，因此请不要短时间内给其施加大于 10mW 的功率（10mW 的功率会让 NTC 热敏电阻升温 10℃左右）。建议电流小于允许工作电流值的 1/10 以防止 NTC 热敏电阻自热。功率与工作温度的关系如下图所示：

When Rated Electric Power(100mW) is applied to NTC thermistor at 25℃ in still air, temperature rise of the NTC thermistor is about 100℃. However, too rapid temperature rise may cause unexpected failures to the NTC thermistor, please do not apply more than 10mW of electric power to it in short time (10mW of power will increase the temperature of the NTC thermistor by about 10℃). The current less than 1/10 of the Permissive Operating Current value is recommended in order to prevent self-heating of the NTC thermistor. The relationship between electric power and operating temperature is showed as below:

功率与温度关系图
Electric power & temperature Curve

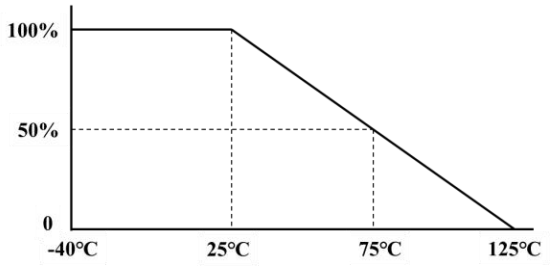

6 信赖性试验 Reliability Test

项目 Items	测试标准 Standard	测试方法及备注 Test Methods and Remarks	要求 Requirements
端头附着力 Terminal Strength	IEC 60068-2-21	将晶片焊接在测试基板上（如右图所示的环氧玻璃布板），按箭头所示方向施加作用力； Solder the chip to the testing jig (glass epoxy board shown in the right) using eutectic solder. Then apply a force in the direction of the arrow. 尺寸 Size / F / 保持时间 Duration 0201 / 2N / 10±1s 0402, 0603 / 5N 0805 / 10N	端电极无脱落且瓷体无损伤。 No removal or split of the termination or other defects shall occur. 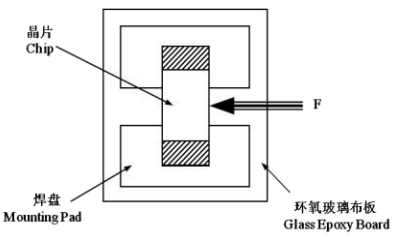

<table>
<tr>
<td>抗弯强度
Resistance to Flexure</td>
<td>IEC 60068-2-21</td>
<td>将晶片焊接在测试基板上（如右图所示的环氧玻璃布板），按下图箭头所示方向施加作用力；
Solder the chip to the test jig (glass epoxy board shown in the right) using a eutectic solder. Then apply a force in the direction shown as follow;
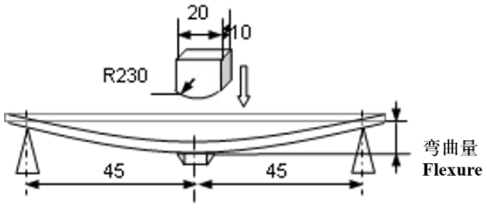

<table>
<tr><th>尺寸
Size</th><th>弯曲变形量
Flexure</th><th>施压速度
Pressurizing Speed</th><th>保持时间
Duration</th></tr>
<tr><td>0201,</td><td>1mm</td><td rowspan="2">＜0.5mm/s</td><td rowspan="2">10±1s</td></tr>
<tr><td>0402, 0603, 0805</td><td>2mm</td></tr>
</table>
</td>
<td>① 无外观损伤。
No visible damage.
② ｜ΔR25/R25｜≤2%
单位 unit：mm
<table>
<tr><th>类型 Type</th><th>a</th><th>b</th><th>c</th></tr>
<tr><td>0201</td><td>0.25</td><td>0.3</td><td>0.3</td></tr>
<tr><td>0402</td><td>0.4</td><td>1.5</td><td>0.5</td></tr>
<tr><td>0603</td><td>1.0</td><td>3.0</td><td>1.2</td></tr>
<tr><td>0805</td><td>1.2</td><td>4.0</td><td>1.65</td></tr>
</table>
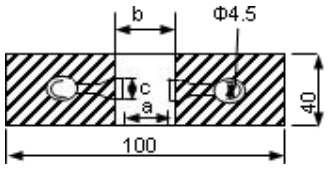

</td>
</tr>
<tr>
<td>振动
Vibration</td>
<td>IEC 60068-2-80</td>
<td>① 将晶片焊接在测试基板上（如右图所示的环氧玻璃布板）；
Solder the chip to the testing jig (glass epoxy board shown in the left) using eutectic solder.
② 晶片以全振幅为 1.5mm 进行振动，频率范围为 10Hz ～55 Hz；
The chip shall be subjected to a simple harmonic motion having total amplitude of 1.5mm, the frequency being varied uniformly between the approximate limits of 10 and 55 Hz.
③ 振动频率按 10Hz→55Hz→10Hz 循环，周期为 1 分钟，在空间三个互相垂直的方向上各振动 2 小时（共 6 小时）。
The frequency ranges from 10 to 55 Hz and return to 10 Hz shall be traversed in approximately 1 minute. This motion shall be applied for a period of 2 hours in each 3mutually perpendicular directions (total of 6 hours).</td>
<td>无外观损伤。
No visible damage.
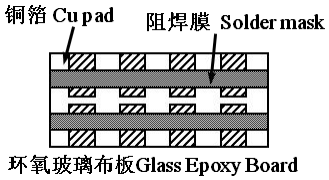

</td>
</tr>
<tr>
<td>坠落
Dropping</td>
<td>IEC 60068-2-32</td>
<td>从 1m 的高度让晶片自由坠落至水泥地面 10 次。
Drop a chip 10 times on a concrete floor from a height of 1 meter.</td>
<td>无外观损伤。
No visible damage.</td>
</tr>
<tr>
<td>可焊性
Solderability</td>
<td>IEC 60068-2-58</td>
<td>① 焊接温度 Solder temperature: 245±5 ℃.
② 浸渍时间 Duration: 3±0.3s.
③ 焊锡成分 Solder: 96.5wt%Sn/3.0wt%Ag/0.5wt%Cu
④ 助焊剂 Flux: （重量比）25%松香和 75%酒精
25% Rosin and 75% ethanol in weight.</td>
<td>① 无外观损伤；
No visible damage.
② 元件端电极的焊锡覆盖率不小于 95%。
Wetting shall exceed 95% coverage.</td>
</tr>
<tr>
<td>耐焊性
Resistance to Soldering Heat</td>
<td>IEC 60068-2-58</td>
<td>① 焊接温度 Solder temperature: 260±5 ℃.
② 浸渍时间 Duration: 10±1s.
③ 焊锡成分 Solder: 96.5wt%Sn/3.0wt%Ag/0.5wt%Cu .
④ 助焊剂 Flux: （重量比）25%松香和 75%酒精
25% Rosin and 75% ethanol in weight.
⑤ 试验后标准条件下放置 1~2 小时后测量。
The chip shall be stabilized at normal condition for 1~2 hours before measuring.</td>
<td>① 无外观损伤；
No visible damage.
② ｜ΔR25/R25｜≤2%
③ ｜ΔB/B｜≤1%</td>
</tr>
</table>

<table>
<tr>
<td>温度周期
Temperature cycling</td>
<td>IEC 60068-2-14</td>
<td>① 无负载于下表所示的环境条件下重复 5 次。
5 cycles of following sequence without loading.
<table>
<tr><th>步骤 Step</th><th>温度 Temperature</th><th>时间 Time</th></tr>
<tr><td>1</td><td>-40±5 ℃</td><td>30±3min</td></tr>
<tr><td>2</td><td>25±2 ℃</td><td>5±3min</td></tr>
<tr><td>3</td><td>125±2 ℃</td><td>30±3min</td></tr>
<tr><td>4</td><td>25±2 ℃</td><td>5±3min</td></tr>
</table>
② 试验后标准条件下放置 1~2 小时后测量。
The chip shall be stabilized at normal condition for 1~2 hours before measuring.</td>
<td>① 无外观损伤；
No visible damage.
② ｜ΔR25/R25｜≤2%
③ ｜ΔB/B｜≤1%</td>
</tr>
<tr>
<td>高温存放
Resistance to dry heat</td>
<td>IEC 60068-2-2</td>
<td>① 在 125±5 ℃空气中，无负载放置 1000±24 小时。
125±5 ℃ in air, for 1000±24 hours without loading.
② 试验后标准条件下放置 1~2 小时后测量。
The chip shall be stabilized at normal condition for 1~2 hours before measuring.</td>
<td>① 无外观损伤；
No visible damage.
② ｜ΔR25/R25｜≤2%
③ ｜ΔB/B｜≤1%</td>
</tr>
<tr>
<td>低温存放
Resistance to cold</td>
<td>IEC 60068-2-1</td>
<td>① 在-40±3 ℃空气中，无负载放置 1000±24 小时。
-40±3 ℃ in air, for 1000±24 hours without loading.
② 试验后标准条件下放置 1~2 小时后测量。
The chip shall be stabilized at normal condition for 1~2 hours before measuring.</td>
<td>① 无外观损伤；
No visible damage.
② ｜ΔR25/R25｜≤2%
③ ｜ΔB/B｜≤1%</td>
</tr>
<tr>
<td>湿热存放
Resistance to damp heat</td>
<td>IEC 60068-2-78</td>
<td>① 在 60±2 ℃，相对湿度 90~95%空气中，无负载放置 1000±24 小时。
60±2 ℃, 90~95%RH in air, for 1000±24 hours without loading.
② 试验后标准条件下放置 1~2 小时后测量。
The chip shall be stabilized at normal condition for 1~2 hours before measuring.</td>
<td>① 无外观损伤；
No visible damage.
② ｜ΔR25/R25｜≤2%
③ ｜ΔB/B｜≤1%</td>
</tr>
<tr>
<td>高温负荷
Resistance to high temperature load</td>
<td>IEC 60539-1
5.25.4</td>
<td>① 在 85±2 ℃空气中，施加允许工作电流 1000±48 小时。
85±2 ℃in air with permissive operating current for 1000±48 hours
② 试验后标准条件下放置 1~2 小时后测量。
The chip shall be stabilized at normal condition for 1~2 hours before measuring.</td>
<td>① 无外观损伤；
No visible damage.
② ｜ΔR25/R25｜≤2%
③ ｜ΔB/B｜≤1%</td>
</tr>
</table>

7 编带 Taping

类型 Type	0201	0402	0603	0805
编带厚度 Tape thickness(mm)	0.5±0.15	0.5±0.15	0.8±0.15	0.85±0.2
编带材质 Tape material	纸 带 Paper Tape			
每盘数量 Quantity per Reel	15K	10K	4K	4K

(1) 编带图 Taping Drawings

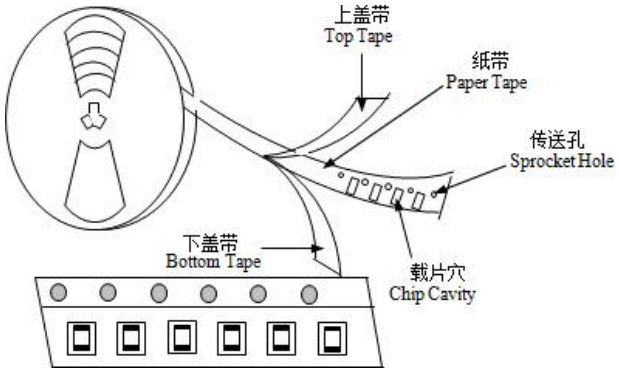

(2) 纸带尺寸 Paper Tape Dimensions (单位 Unit：mm)

CMF0201 系列 CMF0201 series

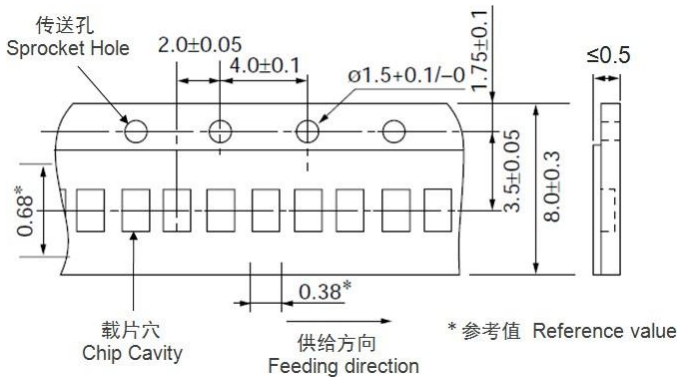

CMF0402 系列 CMF0402 series

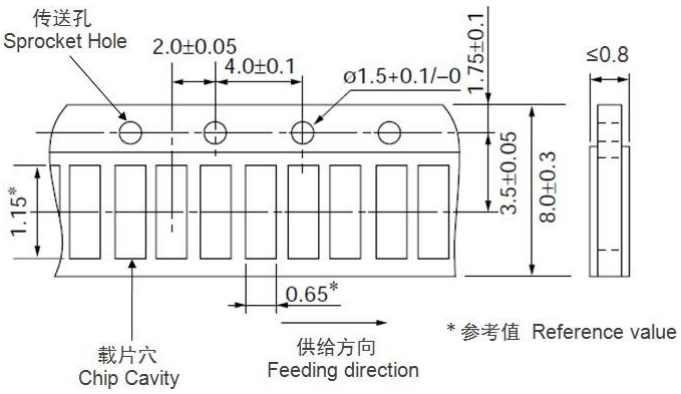

CMF0603 系列 CMF0603 series

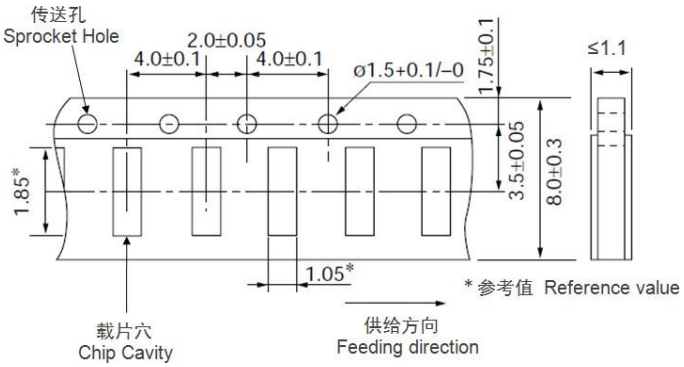

CMF0805 系列 CMF0805 series

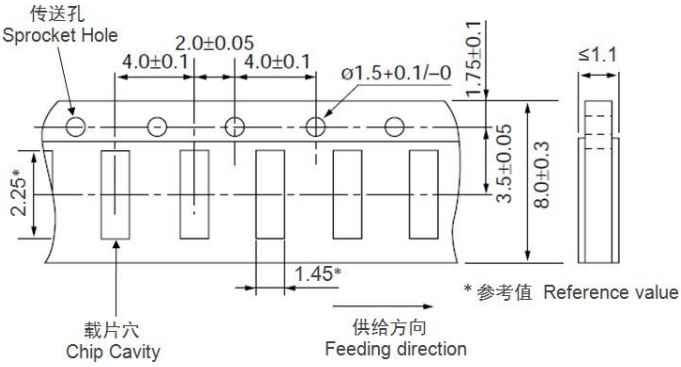

(3) 卷盘尺寸 Reel Dimensions(单位 Unit：mm)

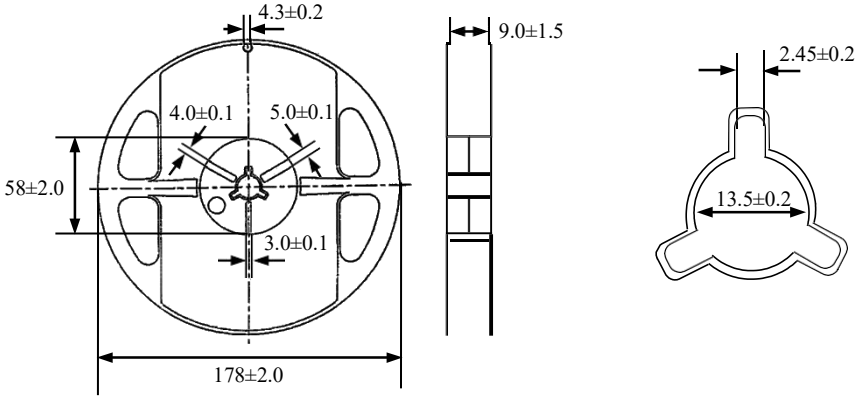

8 储存

- **储存条件**

  a. 储存温度：-10℃～40℃

  b. 相对湿度：≤75%RH

  c. 避免接触粉尘、腐蚀性气氛和阳光

- **储存期限：产品交付后 6 个月**

9 注意事项

- CMF 系列热敏电阻不可在以下条件下工作或储存：

(1) 腐蚀性气体或还原性气体

(氯气、硫化氢气体、氨气、硫酸气体、一氧化氮等)。

(2) 挥发性或易燃性气体

(3) 多尘条件

(4) 高压或低压条件

(5) 潮湿场所

(6) 存在盐水、油、化学液体或有机溶剂的场所

(7) 强烈振动

(8) 存在类似有害条件的其他场所

- CMF 系列热敏电阻的陶瓷属于易碎材料，使用时不可施加过大压力或冲击。

- CMF 系列热敏电阻不可在超过目录规定的温度范围情况下工作。

- 应选择适当的贴装位置，使电路板屈曲或弯折时施加在晶片上的应力最小。相关建议如下：

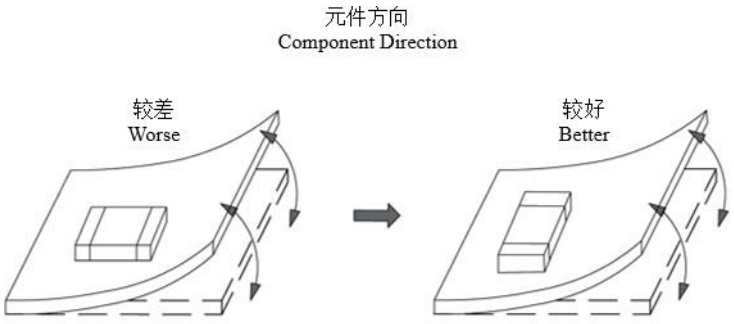

将产品沿应力作用方向水平放置。
Locate this product horizontal to the direction in which stress acts.

8 Storage

- **Storage Conditions**

  a. Storage Temperature: -10℃～40℃

  b. Relative Humidity: ≦75%RH

  c. Keep away from corrosive atmosphere and sunlight.

- **Period of Storage: 6 Months after delivery**

9 Notes & Warnings

- The CMF series thermistors shall not be operated and stored under the following environmental condition:

(1) Corrosive or deoxidized atmospheres

(such as chlorine, sulfurated hydrogen, ammonia, sulfuric acid, nitric oxide and so on)

(2) Volatile or inflammable atmospheres

(3) Dusty condition

(4) Excessively high or low pressure condition

(5) Humid site

(6) Places with brine, oil, chemical liquid or organic solvent

(7) Intense vibration

(8) Places with analogously deleterious conditions

- The ceramic body of the CMF series thermistors is fragile, no excessive pressure or impact shall be exerted on it.

- The CMF series thermistors shall not be operated beyond the specified “Operating Temperature Range” in the catalog.

- Choose a proper mounting position that minimize the stress imposed on the chip during flexing or bending of the board. The recommendations are shown in the figure below:

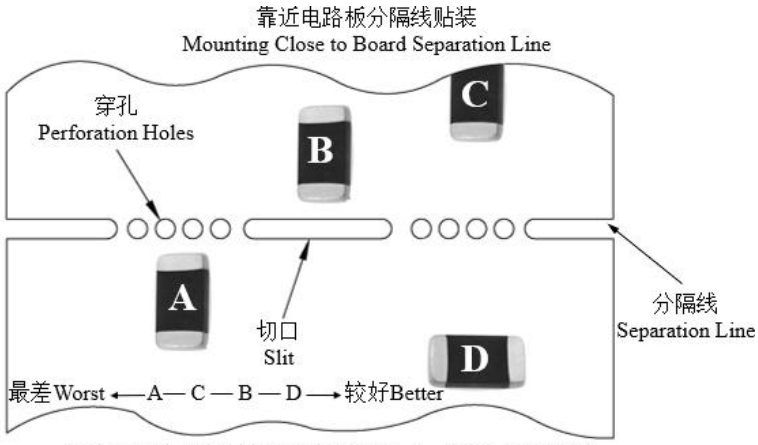

使本产品放在印刷电路板上靠近切口，而不是靠近穿孔。
Put this product on the PC Board near the Slit, not near the Perforation Holes.

使本产品远离印刷电路板上的分隔线位置。
Keep this product on the PC Board away from the Separation Line.

10 建议焊接条件

- **回流焊**
- 温升 1~2℃/sec.
- 预热：150~170℃/90±30 sec.
  预热不足可能会导致陶瓷体破裂。曲线上预热温度与最高温度之间的差值应为 100℃。
- 大于 240℃时间：20~40sec
- 峰值温度：最高 260℃/10 sec.
- 焊膏：96.5wt%Sn/3.0wt%Ag/0.5wt%Cu
- 助焊剂：焊接时应使用松香助焊剂。
  若使用强酸性助焊剂（卤化物含量超过 0.1wt%）或水溶性助焊剂（非树脂型助焊剂，包括水洗型助焊剂和非水洗型助焊剂），则可能造成产品特性和可靠性方面问题。
- 回流焊：最多 2 次。
  两次焊接峰值温度累积时间必须控制在 30 秒内。
- 冷却：在空气逐渐冷却。不建议将元件浸泡溶剂或使用其他方法来快速冷却。
- 不符合焊接条件可能会造成金属分解或外部电极上的焊料湿润程度变差。

- **手工焊**
- 烙铁功率：最大 20W
- 预热：150℃/60sec.
- 烙铁头温度：最高 280℃
- 焊接时间：最多 3sec.
- 焊膏：96.5wt%Sn/3.0wt%Ag/0.5wt%Cu
- 手工焊：最多 1 次

[注：不要使烙铁头接触到端头]

10 Recommended Soldering Technologies

- **Re-flowing Profile**
- 1~2℃/sec. Ramp
- Pre-heating: 150~170℃/90±30 sec.
  Insufficient preheating may cause a crack on the ceramic body. The difference between preheating temperature and the highest temperature in the profile shall be 100℃.
- Time above 240℃: 20~40 sec.
- Peak temperature: 260℃Max./10 sec.
- Solder paste: 96.5wt%Sn/3.0wt%Ag/0.5wt%Cu
- Flux: Use rosin type flux in the soldering process.
  If strong acidic flux(with halide content exceeding 0.1wt%) or water-soluble flux(non-rosin type flux including wash-type flux and non-wash-type flux) is used, some problems might be caused in the product characteristics and reliability.
- Max.2 times for re-flowing.
  In case of repeated soldering, the total accumulated soldering time at peak temperature is within 30sec (Including the first time and second time).
- Cooling: Gradual cooling in air. Rapid cooling by dipping in solvent or by other means is not recommended.
- Excessive soldering conditions may cause dissolution of metallization or deterioration of solder-wetting on the external electrode.

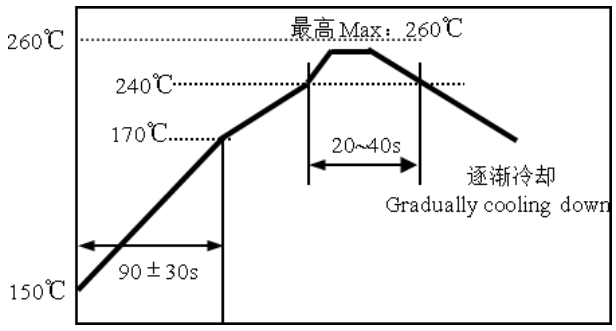

- **Iron Soldering Profile**
- Iron soldering power: Max.20W
- Pre-heating: 150℃/60sec.
- Soldering Tip temperature: 280℃Max.
- Soldering time: 3 sec Max.
- Solder paste: 96.5wt%Sn/3.0wt%Ag/0.5wt%Cu
- Max.1 times for iron soldering

[Note: Take care not to apply the tip of the soldering iron to the terminal electrodes.]

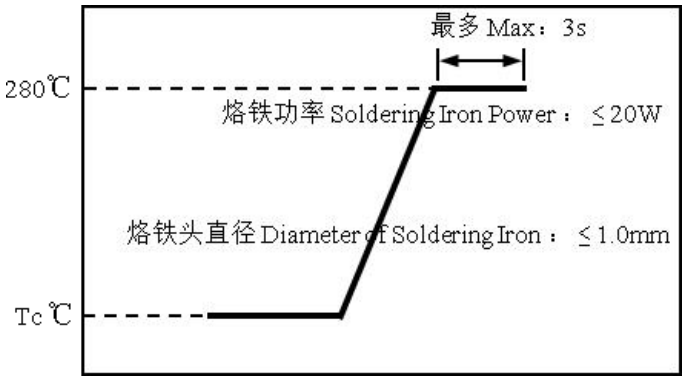

- **焊膏的印刷条件**
- 焊膏用量至关重要。下表列出了焊角的标准高度。
- 过多焊料会造成机械应力，导致断裂、机械损坏和/或电子元件损坏。

- **Printing Conditions of Solder Paste**
- The amount of solder is critical . Standard height of fillet is shown in the table below.
- Too much solder may cause mechanical stress , resulting in cracking , mechanical and / or electronic damage.

参考：最佳焊接用量 Reference: Optimum Solder Amount

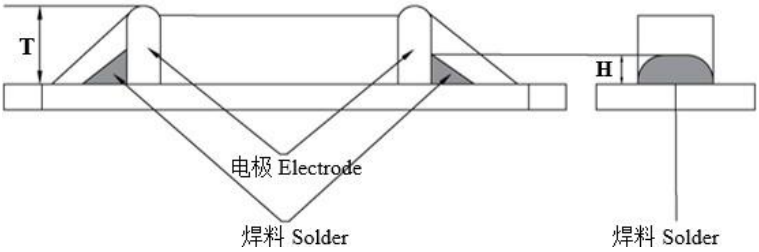

类型 Type	焊膏厚度 Solder Paste Thickness	H
CMF0201	100μm	1/3T≤H≤T
CMF0402	150μm	1/3T≤H≤T
CMF0603, CMF0805	200μm	0.2mm≤H≤T

- **焊接完成后**
- 焊接完成后要清除助焊剂时，请遵循以下几点，以免造成特性退化或导致外部电极质量变化。

1) 进行超声清洗时，请防止安装部分与基板发生共振。
2) 在使用了非水洗型助焊剂时，请勿清洗产品。

- **After Soldering**
- For removing the flux after soldering, observe the following points in order to avoid deterioration of the characteristics or any change of the external electrodes quality.

1) Please keep mounted parts and a substrate from an occurrence of resonance in ultrasonic cleaning.
2) Please do not clean the products in the case of using a non-wash-type flux

类型 Type	CMF0201，CMF0402	CMF0603，CMF0805
溶剂 Solvent	异丙醇 Isopropyl Alcohol	
浸泡清洗 Dipping Cleaning	5 分钟（常温）或者 2 分钟（最高 40℃） Less than 5 min.at room temp. or Less than 2 min. at 40°C max.	
超声波清洗 Ultrasonic Cleaning	5 分钟以下，20W/L 频率 28kHz 到 40kHz Less than 5 min, 20W/L Frequency of several 28kHz to several 40kHz.	1 分钟以下，20W/L 频率 10kHz 到 100kHz Less than 1 min, 20W/L Frequency of several 10kHzto several 100kHz.

- 干燥

清洗之后，请迅速将本产品烘干。

- Drying

After cleaning, promptly dry this product.

11 R-T 表 R-T table

CMF103F3970FB0805

温度 Temp. (℃)	R 最小值 R_Min (Kohm)	R 中心值 R_Cent (Kohm)	R 最大值 R_Max (Kohm)	阻值公差 Res TOL.	温度公差 Temp. TOL.(℃)
-55	963.198	1,018.971	1,077.866	5.78%	0.73
-54	894.576	945.670	999.582	5.70%	0.73
-53	831.279	878.106	927.478	5.62%	0.72
-52	772.860	815.796	861.031	5.54%	0.72
-51	718.917	758.302	799.764	5.47%	0.72
-50	669.080	705.223	743.243	5.39%	0.71
-49	623.013	656.194	691.073	5.32%	0.71
-48	580.408	610.883	642.893	5.24%	0.70
-47	540.986	568.986	598.376	5.17%	0.70
-46	504.490	530.227	557.221	5.09%	0.69
-45	470.685	494.351	519.156	5.02%	0.69
-44	439.359	461.129	483.929	4.94%	0.68
-43	410.314	430.348	451.314	4.87%	0.68
-42	383.372	401.814	421.101	4.80%	0.68
-41	358.367	375.351	393.100	4.73%	0.67
-40	336.093	351.793	368.189	4.66%	0.67
-39	314.304	328.764	343.854	4.59%	0.66
-38	294.078	307.400	321.294	4.52%	0.66
-37	275.290	287.570	300.367	4.45%	0.65
-36	257.830	269.153	280.944	4.38%	0.65
-35	241.596	252.040	262.909	4.31%	0.64
-34	226.493	236.130	246.152	4.24%	0.64
-33	212.435	221.331	230.575	4.18%	0.63
-32	199.343	207.557	216.088	4.11%	0.62
-31	187.145	194.732	202.607	4.04%	0.62
-30	175.774	182.784	190.055	3.98%	0.61
-29	165.169	171.648	178.364	3.91%	0.61
-28	155.273	161.263	167.468	3.85%	0.60
-27	146.034	151.574	157.309	3.78%	0.60
-26	137.405	142.530	147.831	3.72%	0.59
-25	129.342	134.084	138.986	3.66%	0.59
-24	121.787	126.176	130.710	3.59%	0.58
-23	114.723	118.785	122.979	3.53%	0.57
-22	108.114	111.875	115.756	3.47%	0.57
-21	101.929	105.412	109.003	3.41%	0.56
-20	96.137	99.363	102.688	3.35%	0.56
-19	90.711	93.700	96.778	3.29%	0.55
-18	85.625	88.396	91.247	3.23%	0.54
-17	80.857	83.425	86.066	3.17%	0.54
-16	76.385	78.765	81.212	3.11%	0.53
-15	72.188	74.395	76.662	3.05%	0.53
-14	68.247	70.294	72.395	2.99%	0.52

温度 Temp. (℃)	R 最小值 R_Min (Kohm)	R 中心值 R_Cent (Kohm)	R 最大值 R_Max (Kohm)	阻值公差 Res TOL.	温度公差 Temp. TOL.(℃)
-13	64.547	66.445	68.393	2.93%	0.51
-12	61.070	62.831	64.636	2.87%	0.51
-11	57.801	59.435	61.109	2.82%	0.50
-10	54.728	56.244	57.796	2.76%	0.49
-9	51.837	53.244	54.683	2.70%	0.49
-8	49.116	50.421	51.756	2.65%	0.48
-7	46.555	47.766	49.004	2.59%	0.47
-6	44.142	45.267	46.415	2.54%	0.47
-5	41.869	42.913	43.978	2.48%	0.46
-4	39.724	40.693	41.680	2.43%	0.45
-3	37.702	38.601	39.517	2.37%	0.45
-2	35.795	36.629	37.479	2.32%	0.44
-1	33.996	34.770	35.558	2.27%	0.43
0	32.298	33.016	33.747	2.21%	0.42
1	30.696	31.363	32.041	2.16%	0.42
2	29.184	29.802	30.431	2.11%	0.41
3	27.755	28.329	28.911	2.06%	0.40
4	26.404	26.936	27.476	2.01%	0.40
5	25.126	25.620	26.121	1.95%	0.39
6	23.916	24.374	24.838	1.90%	0.38
7	22.771	23.195	23.625	1.85%	0.37
8	21.688	22.081	22.479	1.80%	0.36
9	20.662	21.027	21.395	1.75%	0.36
10	19.691	20.029	20.370	1.70%	0.35
11	18.772	19.085	19.400	1.65%	0.34
12	17.901	18.190	18.482	1.61%	0.33
13	17.075	17.343	17.613	1.56%	0.33
14	16.292	16.540	16.790	1.51%	0.32
15	15.550	15.779	16.009	1.46%	0.31
16	14.845	15.056	15.269	1.41%	0.30
17	14.176	14.371	14.568	1.37%	0.29
18	13.541	13.721	13.902	1.32%	0.29
19	12.938	13.104	13.271	1.27%	0.28
20	12.365	12.518	12.672	1.23%	0.27
21	11.821	11.962	12.103	1.18%	0.26
22	11.304	11.434	11.563	1.14%	0.25
23	10.812	10.931	11.050	1.09%	0.24
24	10.345	10.454	10.563	1.04%	0.23
25	9.900	10.000	10.100	1.00%	0.23
26	9.468	9.568	9.668	1.04%	0.24
27	9.058	9.158	9.257	1.09%	0.25
28	8.668	8.767	8.866	1.13%	0.26
29	8.296	8.395	8.493	1.18%	0.27
30	7.943	8.040	8.139	1.22%	0.28
31	7.606	7.703	7.800	1.26%	0.30

温度 Temp. (℃)	R 最小值 R_Min (Kohm)	R 中心值 R_Cent (Kohm)	R 最大值 R_Max (Kohm)	阻值公差 Res TOL.	温度公差 Temp. TOL.(℃)
32	7.286	7.382	7.478	1.31%	0.31
33	6.981	7.076	7.171	1.35%	0.32
34	6.690	6.784	6.878	1.39%	0.33
35	6.413	6.506	6.599	1.44%	0.35
36	6.149	6.240	6.333	1.48%	0.36
37	5.897	5.987	6.078	1.52%	0.37
38	5.657	5.746	5.836	1.56%	0.38
39	5.428	5.516	5.604	1.60%	0.39
40	5.210	5.296	5.383	1.64%	0.41
41	5.001	5.086	5.171	1.69%	0.42
42	4.802	4.885	4.969	1.73%	0.43
43	4.612	4.693	4.776	1.77%	0.45
44	4.430	4.510	4.592	1.81%	0.46
45	4.256	4.335	4.416	1.85%	0.47
46	4.091	4.168	4.247	1.89%	0.48
47	3.932	4.009	4.086	1.93%	0.50
48	3.781	3.856	3.932	1.97%	0.51
49	3.636	3.710	3.784	2.01%	0.52
50	3.498	3.570	3.643	2.05%	0.54
51	3.365	3.436	3.507	2.08%	0.55
52	3.238	3.308	3.378	2.12%	0.57
53	3.117	3.185	3.254	2.16%	0.58
54	3.001	3.067	3.135	2.20%	0.59
55	2.890	2.955	3.021	2.24%	0.61
56	2.783	2.847	2.912	2.28%	0.62
57	2.681	2.743	2.807	2.31%	0.63
58	2.583	2.644	2.707	2.35%	0.65
59	2.490	2.549	2.610	2.39%	0.66
60	2.400	2.458	2.518	2.43%	0.68
61	2.314	2.371	2.429	2.46%	0.69
62	2.231	2.287	2.344	2.50%	0.71
63	2.152	2.207	2.263	2.54%	0.72
64	2.076	2.130	2.185	2.57%	0.73
65	2.003	2.056	2.109	2.61%	0.75
66	1.933	1.985	2.037	2.65%	0.76
67	1.866	1.916	1.968	2.68%	0.78
68	1.801	1.850	1.901	2.72%	0.79
69	1.739	1.787	1.837	2.75%	0.81
70	1.680	1.727	1.775	2.79%	0.82
71	1.623	1.669	1.716	2.82%	0.84
72	1.568	1.613	1.659	2.86%	0.85
73	1.515	1.559	1.604	2.89%	0.87
74	1.465	1.508	1.552	2.93%	0.88
75	1.416	1.458	1.501	2.96%	0.90
76	1.369	1.410	1.452	3.00%	0.91

温度 Temp. (℃)	R 最小值 R_Min (Kohm)	R 中心值 R_Cent (Kohm)	R 最大值 R_Max (Kohm)	阻值公差 Res TOL.	温度公差 Temp. TOL.(℃)
77	1.324	1.364	1.405	3.03%	0.93
78	1.280	1.320	1.360	3.07%	0.95
79	1.239	1.277	1.317	3.10%	0.96
80	1.198	1.236	1.275	3.13%	0.98
81	1.160	1.197	1.234	3.17%	0.99
82	1.123	1.159	1.196	3.20%	1.01
83	1.087	1.122	1.158	3.23%	1.02
84	1.052	1.087	1.122	3.27%	1.04
85	1.019	1.053	1.087	3.30%	1.06
86	0.987	1.020	1.054	3.33%	1.07
87	0.956	0.988	1.022	3.36%	1.09
88	0.926	0.958	0.990	3.40%	1.11
89	0.898	0.929	0.960	3.43%	1.12
90	0.870	0.900	0.931	3.46%	1.14
91	0.843	0.873	0.903	3.49%	1.15
92	0.818	0.847	0.876	3.52%	1.17
93	0.793	0.821	0.850	3.56%	1.19
94	0.769	0.797	0.825	3.59%	1.20
95	0.746	0.773	0.801	3.62%	1.22
96	0.724	0.750	0.777	3.65%	1.24
97	0.702	0.728	0.755	3.68%	1.26
98	0.681	0.707	0.733	3.71%	1.27
99	0.661	0.686	0.712	3.74%	1.29
100	0.642	0.666	0.692	3.77%	1.31
101	0.623	0.647	0.672	3.80%	1.32
102	0.605	0.629	0.653	3.83%	1.34
103	0.588	0.611	0.634	3.86%	1.36
104	0.571	0.593	0.617	3.89%	1.38
105	0.555	0.577	0.599	3.92%	1.40
106	0.539	0.561	0.583	3.95%	1.41
107	0.524	0.545	0.567	3.98%	1.43
108	0.509	0.530	0.551	4.01%	1.45
109	0.495	0.515	0.536	4.04%	1.47
110	0.481	0.501	0.521	4.07%	1.48
111	0.468	0.487	0.507	4.10%	1.50
112	0.455	0.474	0.493	4.13%	1.52
113	0.443	0.461	0.480	4.16%	1.54
114	0.430	0.449	0.467	4.18%	1.56
115	0.419	0.436	0.455	4.21%	1.58
116	0.408	0.425	0.443	4.24%	1.59
117	0.397	0.414	0.431	4.27%	1.61
118	0.386	0.403	0.420	4.30%	1.63
119	0.376	0.392	0.409	4.32%	1.65
120	0.366	0.382	0.399	4.35%	1.67
121	0.356	0.372	0.388	4.38%	1.69

温度 Temp. (℃)	R 最小值 R_Min (Kohm)	R 中心值 R_Cent (Kohm)	R 最大值 R_Max (Kohm)	阻值公差 Res TOL.	温度公差 Temp. TOL.(℃)
122	0.347	0.362	0.378	4.41%	1.71
123	0.338	0.353	0.369	4.43%	1.73
124	0.329	0.344	0.359	4.46%	1.75
125	0.321	0.335	0.350	4.49%	1.77