导电高分子固态电容器

Conductive Polymer Aluminum Solid Capacitors

编号No.： SY261107

SS 系列 Series

承 认 书

SPECIFICATION FOR APPROVAL

客户名称： 立创 日期： 2026/11/5

Customer Date

产品规格 Product	客户物料编码 Customer Part No.	对应升阳料号 Shengyang Part No.	加工方式 Lead processing
25V3300uF 12.5X21		SS338M025H2100	标准品

扬州升阳电子有限公司 Yangzhou Shengyang Electronics Co., Ltd		客户方 Customer	
审核 APPROVED	制订 MAKER	批准 APPROVAL	承认 CONFIRMED
黎 2026/11/5 华章	邓 2026/11/5 雅娟		

扬州升阳电子有限公司

Yangzhou Shengyang Electronics Co., Ltd

地址：江苏省高邮市北开发区长兴路19号

Add: No.19 Changxing Road,North Development Zone,
Gaoyou City,Jiangsu,China

电话(Tel)：051485838126 传真(Fax)：0514-85838125

网址(Website)：www.yzsydz.cn

索引 Index

1> 升阳料号 Shengyang Product Part No.

2> 电容引脚加工方式 Capacitor Lead Processing

3> 印字 Marking

4> 产品结构图 Product Structure Diagram

5> 产品尺寸 Product Size

6> 产品特性 Characteristics

7> 高温负荷寿命试验 High temperature load life test

8> 浪涌电压试验 Surge voltage test

9> 稳态湿热试验 Damp heat(steady state)

10> 温度特性试验 Characteristics at high and low temperature

11> 快速变温试验 Rapid change of temperature

12> 端子强度试验 Lead strength test

13> 振动试验 Vibration test

14> 可焊性试验 Solderability test

15> 焊锡耐热试验 Solder Heat Resistance Test

16> 回流焊试验 Flow soldering test

17> 包装数量 Packing quantity

18> 使用前注意事项 Precautions before using

19> 安装前注意事项 Precautions before installation

20> 环保 Environmental protection

范围 Scope

本标准用于定义导电高分子固态电容器当前系列的相关特性和尺寸。

This standard defines the relative characteristics and dimensions of conductive polymer solid capacitors

本系列温度使用范围： -55~+105℃

Working temperature scope: -55~+105℃

1> **升阳料号** Shengyang Product Part No.

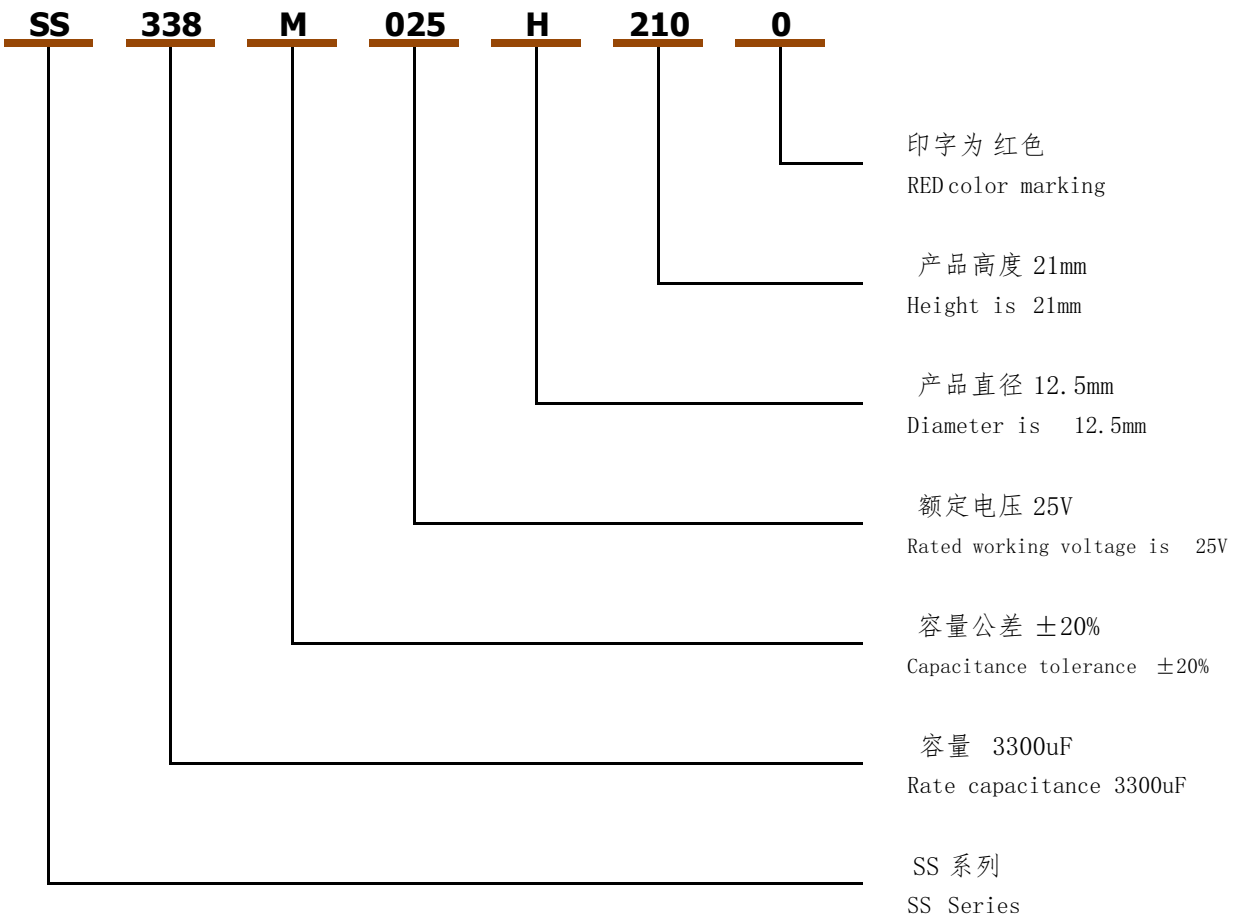

2> **加工方式** Lead processing

标准品 Bulk	**编带-直贴** Taping-straight	**编带-成型** Taping-lead forming
V 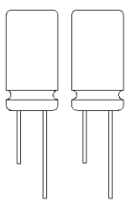	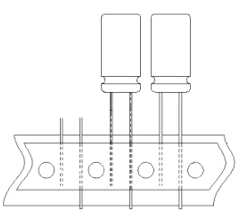	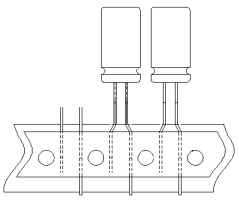

剪脚-直切 Cutting-straight	剪脚-上折弯 Cutting-bending up	剪脚-下折弯 Cutting-bending down
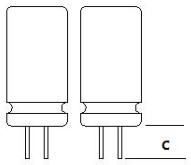	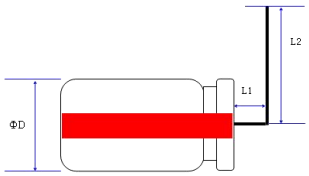	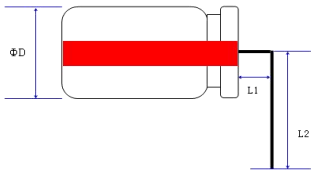
C: ± mm	L1: ± mm L2: ± mm	L1: ± mm L2: ± mm

3> 印字 Marking

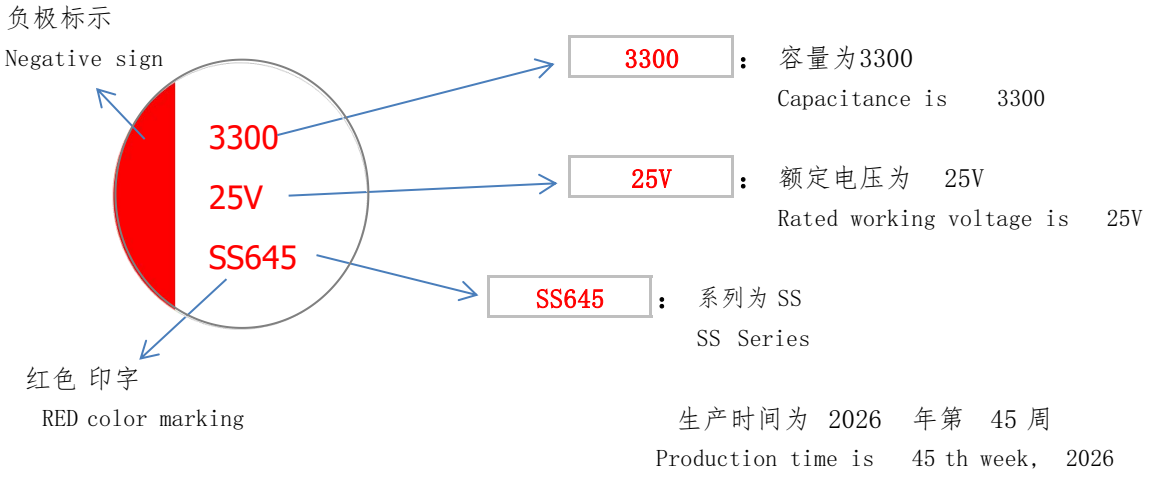

4> 产品结构图

Product Structure Diagram

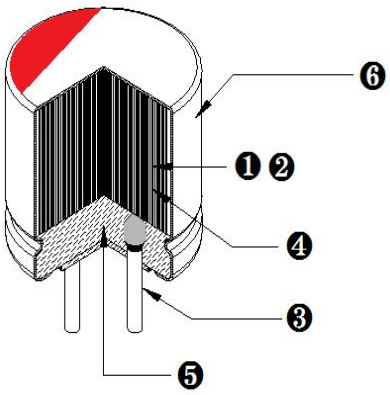

❶ 阳极箔：高纯铝化成箔
Anode foil: high pure aluminum formation foil

❷ 阴极箔：高纯铝碳箔
Cathode foil: high pure aluminum carbon foil

❸ 导针：高纯铝，引线为镀锡铜包钢线
leader pin: high pure aluminum,lead is tin copper clad steel wire

❹ 电解纸：马尼拉麻
Electrolytic paper: Manila hemp

❺ 胶盖：橡胶
Sealing: rubber

❻ 铝壳：高纯铝，涂层铝壳
Aluminum can: high purity aluminum, coated aluminum can

5> 尺寸 size

V 平面 凸面

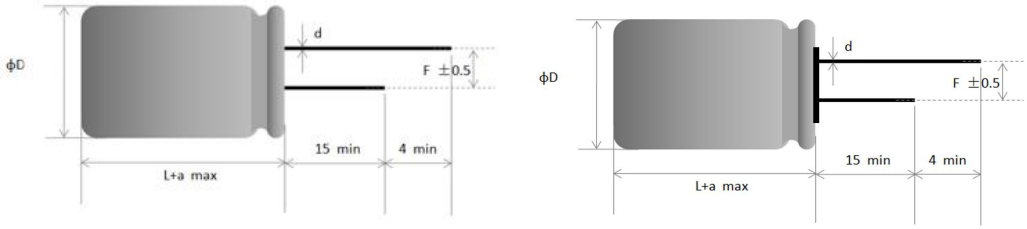

单位(unit):mm

ΦDXL	ΦD±0.5	a	F±0.5	Φd±0.05
12.5X21	12.5	±1	5	0.6

6> 特性 Characteristics

1.标准测试条件

Standard test conditions

除非另有规定，所有测试环境应当在以下条件下进行：

Unless otherwise specified,all tests shall be performed at following conditions:

环境温度： 15-35 ℃

Ambient temperature: 15-35 ℃

相对湿度： 45-75% RH

Relative humidity:45-75%RH

气压： 86-106 Kpa

Air pressure86-106 Kpa

测试疑虑时，在以下条件下确认测量结果：

Any testing doubt, confirm the measurement results under the following conditions:

环境温度： 20±2 ℃

Ambient temperature: 20±2 ℃

相对湿度： 60-70% RH

Relative humidity:60-70%RH

气压： 86-106 Kpa

Air pressure86-106 Kpa

2.特性参数表 Characteristic parameter list

NO.	料号 Part No.	容量 Capacitance	电压 working voltage	损失角 Dissipation Factor	ESR	RC	LC	ΦDXL
1	SS338M025H2100	3300	25	12	16	5400	1000	12.5X21
2								
3								
4								
5								

3.特性参数说明 Description

<table>
<tr><th>NO.</th><th>特性
Characteristics</th><th>单位
unit</th><th colspan="6">说明 Description</th></tr>
<tr><td>1</td><td>容量
capacitance</td><td>uF</td><td colspan="6">产品标称容量，测试频率：120HZ，在规定容量公差内
Product nominal capacity, test frequency: 120HZ, within the specified capacity tolerance</td></tr>
<tr><td>2</td><td>电压
working voltage</td><td>V</td><td colspan="6">产品额定电压
Rated working voltage</td></tr>
<tr><td>3</td><td>损失角
Dissipation Factor</td><td>%</td><td colspan="6">也称损耗，测试频率：120HZ
Also calls dissipation, test frequency: 120HZ</td></tr>
<tr><td>4</td><td>ESR</td><td>mΩ</td><td colspan="6">等效串联电阻，测试频率100KHZ
Equivalent series resistance, test frequency 100KHZ</td></tr>
<tr><td rowspan="4">5</td><td rowspan="4">RC</td><td rowspan="4">mA,rms</td><td colspan="6">最大许可纹波电流为100KHZ下最大A.C电流
The maximum allowable ripple current is 100KHZ, the largest A.C current</td></tr>
<tr><td colspan="6">DC电压和峰值AC电压总和不可超出额定电压，不可反向充电
The DC voltage plus the peak AC voltage must not exceed the rated voltage,and non-reverse charging</td></tr>
<tr><td>频率HZ
Frequency</td><td>120≤f<1k</td><td>1K≤f<10K</td><td>10K≤f<100K</td><td>100K≤f<500K</td><td></td></tr>
<tr><td>系数
coefficient</td><td>0.05</td><td>0.3</td><td>0.7</td><td>1</td><td></td></tr>
<tr><td rowspan="2">6</td><td rowspan="2">LC</td><td rowspan="2">uA</td><td colspan="6">泄漏电流，产品施加额定电压，充电2分钟后测试漏电值
Leakage current, after charging for 2 minutes, test the leakage current value of product</td></tr>
<tr><td colspan="6">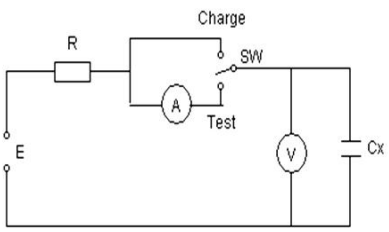
</td></tr>
<tr><td>7</td><td>ΦDXL</td><td>mm</td><td colspan="6">产品外径、高度 Diameter、Height</td></tr>
</table>

4.特性测试注意事项 Precautions before testing characteristics



测试前保持引脚垂直平行
不能扭动、拉扯电容引脚

Keep pins vertical and parallel
before testing,and can not wiggle, pull the pins

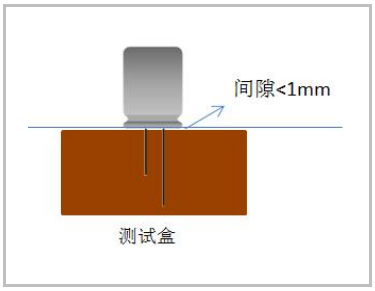

测试容量/损失角/ESR值时，
测试点需在引线根部

When testing capacitance/dissipation factor/ESR value,test points need to be at the root of the lead

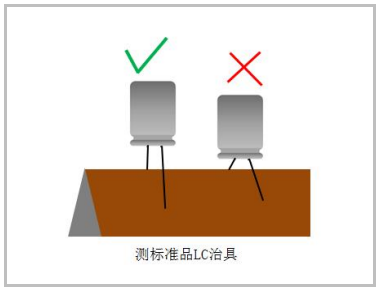

测试LC时，需保持引脚平行
不能让电容引脚呈八字形分开

When testing LC, keep pins parallel,
and can not separate two pins as “八” shape

7> 高温负荷寿命试验 High temperature load life test

电容器在额定最高温度下印加额定电压，持续储存至规定寿命时间后，符合以下要求：

Charged rated voltage and continously stored at upper category tempevature for specified life time,characteristics of capacitor shoule meet following requirements

项目 item	要求 requirements
寿命时间 life time	2000 ±48小时 hours
容量变化 change of capacitance	在容量初始值±20%内 Within ±20% of the initial value
损失角 dissipation factor	不超过规定值的1.5倍 Not to exceed 150% of the value specified
ESR	不超过规定值的1.5倍 Not to exceed 150% of the value specified
LC	不超过规定值 Not to exceed the value specified

8> 浪涌电压试验 Surge voltage test

在任何情况下，浪涌直流电压是电容器所应承受的最大电压，这包括瞬变和峰值纹波最高的线路电压。

The surge DC rating is the maximum voltage to which the capacitor should be subjected under any conditions. This includes transients and peak ripple at the highest line voltage.

额定电压（V） rated working voltage	浪涌电压（V） surge voltage	
2.5	2.9	
6.3	7.2	
10	11.5	
16	18.4	
25	28.8	
35	40.3	
50	57.5	
63	72.5	
100	115.0	

浪涌电压=1.15*额定电压

在常温条件下，电容串联1000Ω电阻后，应用浪涌直流电压进行测试。
充电30±5秒，放电330±5秒，充电放电过程重复1000次，符合以下要求：
Connected in series with 1000 ohm resistors, capacitor shall withstand the surge test voltage applied with 30±5 seconds on, 330±5 seconds off, for 1000 successive test cycles at normal temperature

项目 item	要求 requirements
容量变化 change of capacitance	在容量初始值±20%内 Within ±20% of the initial value
损失角 dissipation factor	不超过规定值的1.5倍 Not to exceed 150% of the value specified
ESR	不超过规定值的1.5倍 Not to exceed 150% of the value specified
LC	不超过规定值 Not to exceed the value specified

9> 稳态湿热试验 Damp heat(steady state) test
于环境温度60±2℃，湿度90-95% RH条件下，储存1000±48小时，符合以下要求：
The following requirements shall be satisfied after the capacitors are stored at 60±2℃,90 to 95%RH for 1000±48 hours

项目 item	要求 requirements
容量变化 change of capacitance	在容量初始值±20%内 Within ±20% of the initial value
损失角 dissipation factor	不超过规定值的1.5倍 Not to exceed 150% of the value specified
ESR	不超过规定值的1.5倍 Not to exceed 150% of the value specified
LC	不超过规定值 Not to exceed the value specified

10> 温度特性试验 characteristics at High and low Temperature
于以下环境步骤按规定时间储存，符合以下要求：
The following requirements shall be satisfied after the capacitors are stored at following conditions and specified time

阶段	温度（C°）	测试项目(120HZ)
1	20±2	CAP/DF/ESR
2	最低使用温度±3	ESR
3	20±2	CAP/DF
4	最高使用温度±3	
5	20±2	

要求 requirement
容量变化在初始值±20%内 Within ±20% of the initial value
损失角不超过规定值 Dissipation factor: not to exceed the value specified
ESR不超过规定值 ESR: not to exceed the value specified

11> 快速变温试验 Rapid change of temperature

阶段	温度 (C°)	时间 (min)	循环回数
1	最低使用温度±3	30±3	5
2	常温	<3	
3	最高使用温度±3	30±3	
4	常温	<3	

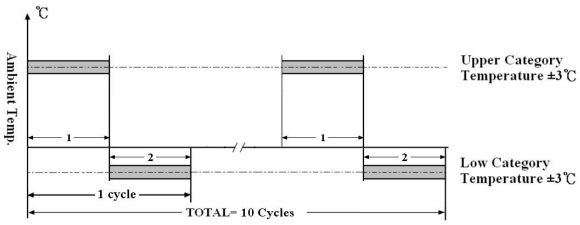

要求 requirement
容量变化在初始值±20%内 Within ±20% of the initial value
损失角不超过规定值 Dissipation factor: not to exceed the value specified
LC不超过规定值 LC: not to exceed the value specified

12> 端子强度试验 Lead strength test

1.引张强度 Tensile Strength

电容器引脚向下，固定电容器本体，在引脚上静态负重至规定时间，符合以下要求：

Fixing capacitor body and pins down,static load on the pins to the specified time, meets the following requirements

电容器引线直径mm diameter of pin	负重（N） weight	负重时间（秒） load time	要求 requirement
d≤0.5	5	10±1	端子无断裂、松动 pins have no broken and loose
0.5<d≤0.8	10	10±1	端子无断裂、松动 pins have no broken and loose
0.8<d≤1.2	25	10±1	端子无断裂、松动 pins have no broken and loose

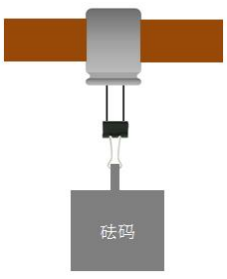

2.折曲强度 Bending strength

电容器引脚向下，固定电容器本体，在引脚上负重，按图示折弯，试验两回。

Fixing capacitor body and pins down,load on the pins and bending for 2 times according to following diagram, then meets requirements as below:

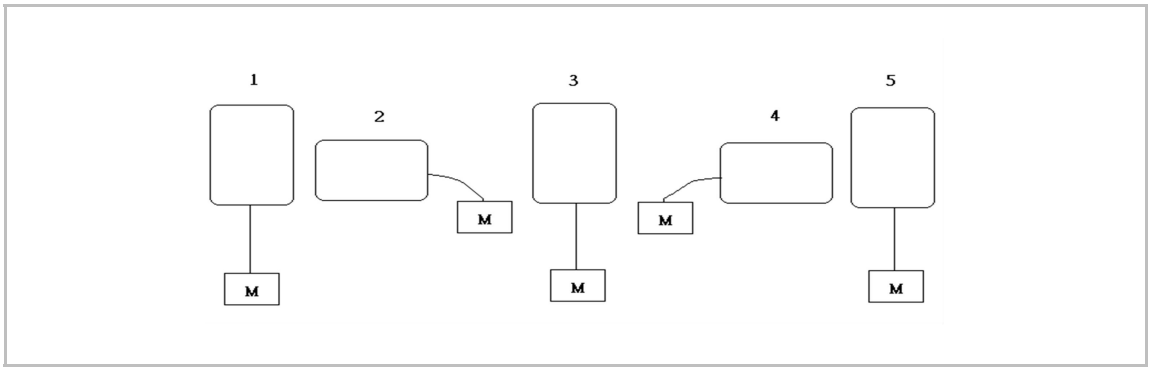

电容器引线直径mm diameter of pin	负重（N） weight	回数 cycle	要求 requirement
d≤0.5	2.5	2	端子无断裂、松动 pins have no broken and loose
0.5<d≤0.8	5	2	端子无断裂、松动 pins have no broken and loose
0.8<d≤1.2	10	2	端子无断裂、松动 pins have no broken and loose

13> 振动试验 Vibration test

振动频率： 10-55HZ （间隔1分钟 / 10HZ-->55HZ-->10HZ）

Vibration frequency: 10-55HZ （Spaced one minute apart/ 10HZ-->55HZ-->10HZ）

振幅： 0.75mm （总偏移1.5mm）

Amplitude: 0.75mm （total migration 1.5mm）

方向： X、Y、Z （3向）

Direction: X、Y、Z axis(three directions)

持续时间： 2小时/向

Duration: 2 hours/direction

安装图示如下：

Installation diagram as below:



30分钟内，容量值相比初始值不应有明显变化

Within 30 minutes,capacitance has no significant change comparation with initial value

项目 item	要求 requirement
容量变化 change of capacitance	在容量初始值±5%内 Within ±5% of the initial value
外观 appearance	端子无断裂、松动 pins have no broken and loose

14> 可焊性试验 Solderability test

焊料： 约25%松香/乙醇溶液，焊料Sn-Ag-Cu

Solder: about 25% rosin/ethanol solution, solder Sn - Ag - Cu

温度： 243±5℃

Temperature: 243±5℃

时间： 2±0.5秒

Time: 2±0.5 seconds

试验后端子浸渍位置至少95%面积包盖了新锡。

After testing, more than 95% of the terminal surface shall be covered with new solder

15> 焊锡耐热试验 Solder Heat Resistance Test

1.焊锡槽法 Tin groove method:

温度： 260±5℃ 时间： 10±1秒

Temperature: 260±5℃ Time: 10±1 seconds

2.烙铁焊接方法 Soldering iron welding method:

温度： 400±10℃ 时间： 3+1/-0秒

Temperature: 400±10℃ Time: 3+1/-0 seconds

以上两种方法，在电容器热量趋于稳定后，符合以下要求：

For above two methods, after the capacitor heat is stabilized, the following requirements should be met

项目 item	要求 requirement
容量变化 change of capacitance	在容量初始值±5%内 Within ±5% of the initial value
损失角 dissipation factor	不超过规定值 Not to exceed the value specified
ESR	不超过规定值 Not to exceed the value specified
LC	不超过规定值 Not to exceed the value specified

16> 回流焊试验 Flow soldering test

项目 item	1	2	3
温度 temperature	160-190℃	220-220℃	260℃
时间 time	110±10sec	55±5sec	6±2sec

项目 item	要求 requirements
容量变化 change of capacitance	在容量初始值±20%内 Within ±20% of the initial value
损失角 dissipation factor	不超过规定值 Not to exceed the value specified
ESR	不超过规定值 Not to exceed the value specified
LC	不超过规定值的1.5倍 Not to exceed 150% of the value specified

17> 包装数量 Packing quantity

1.标准品包装 Bulk packing

尺寸 size	每袋数量pcs quantity of per bag	每内箱数量pcs quantity of inner box	每外箱数量pcs quantity of outer box
Φ5x7-8	1000	20000	40000
Φ5x9-5.511	1000	15000	30000
Φ6.3x5-7	1000	15000	30000
Φ6.3x9	1000	13000	26000
Φ6.3x12	1000	10000	20000
Φ6.3x14	500	9000	18000
Φ8x8	1000	10000	20000
Φ8x11.5	500	7500	15000
Φ10x12.5	500	5000	10000
Φ8x15	400	6000	12000
Φ10x15	400	4000	8000

标准品内箱：

inner box for bulk packing

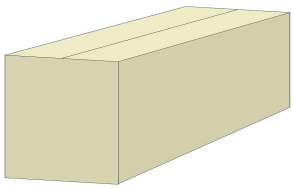

29*17*26.5cm

标准品外箱：

outer box for bulk packing

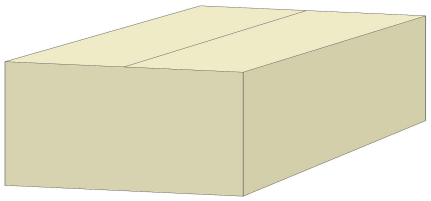

36*30.5*28cm

2.剪脚品包装 packing of cutting products

尺寸 size	每袋数量pcs quantity of per bag	每内箱数量pcs quantity of inner box	每外箱数量pcs quantity of outer box
Φ5x7-8	1000	25000	50000
Φ5x9-5.511	1000	24000	48000
Φ6.3x5-7	1000	24000	48000
Φ6.3x9	1000	15000	30000
Φ6.3x12	1000	15000	30000
Φ6.3x14	500	10000	20000
Φ8x8	1000	15000	30000
Φ8x11.5	500	7500	15000
Φ10x12.5	500	6000	12000
Φ8x15	500	7500	15000
Φ10x15	400	4000	8000

剪脚品内箱：

inner box for cutting products

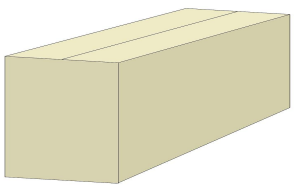

29*17*26.5cm

剪脚品外箱：

outer box for cutting products

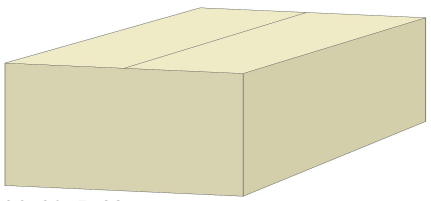

36*30.5*28cm

3.编带品包装　taping packing

尺寸 size	每内盒数量pcs quantity of inner box	每外箱数量pcs quantity of outer box
Φ5.5x7-11	2000	20000
Φ6.3x5	1500	15000
Φ6.3x7-12	1500	15000
Φ8x8-15	1000	10000
Φ10x12.5-15	600	6000

编带品内箱：
inner box for taping packing



33*23*5cm

编带品外箱：
outer box for taping packing



48*34.5*30cm

4.标签内容　Label content

客户无要求的情况下，内标、外标尺寸都一样，格式与内容如下：

In the case of customer without special requirements, the inner and outer labels are the same. The format and content are as follows

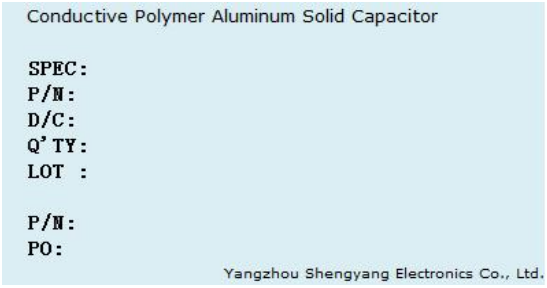

客户有需求时，标签上可以备注客户物料编码、PO订单号

As customer requirements, the label may note the customer's P/N, PO order number

18〉 使用前注意事项 Precautions before using



电容储存环境正常

Storage environment is normal



电容周期在有效期内(18个月)

Date-code is within the validity period(18 months)

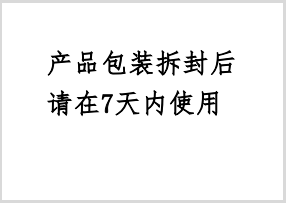

电容拆袋后有密封保存

Please use the product after package is opened in 7 days

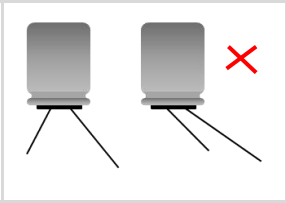

电容引线无扭曲弯折

Pins no distortion and bending

19〉 安装前注意事项 Precautions before installation

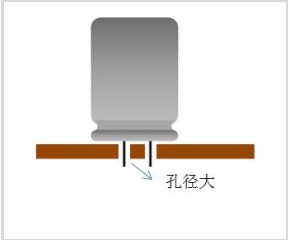

电容引线直径与PC板孔径匹配

Diameter of capacitor pin is matched with PC board aperture

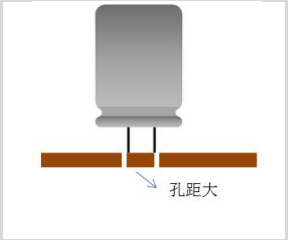

电容引线脚距与PC板孔距匹配

Pitch of capacitor pins is matched to the PC plate hole spacing

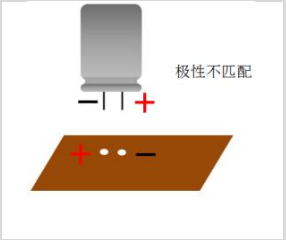

电容插件时极性正确

Polarities of capacitor and PC board are corresponding



本体变形电容不使用

Capacitors which body deformed can not be used



电容插件倾斜不强行用力下压

When capacitors plugged slantly,they can not be forced down

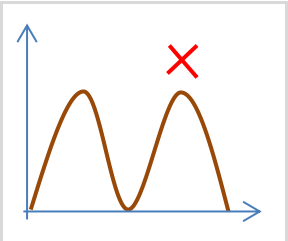

电容只经过一次高温回焊

Capacitor can only pass through one time reflow soldering



电容上锡后本体不受力

Body of capacitor can not be forced after soldering

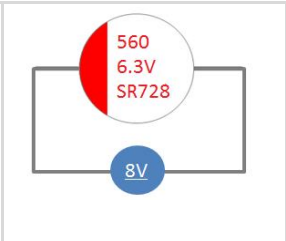

电容施加电压不超额定电压

Charging voltage can not exceed rated working voltage of capacitor

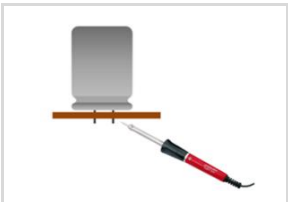

电容手工焊锡时，烙铁不能长时间接触引线

When manual soldering, the soldering iron can not contact pins of capacitor for long time



电容插件后的线路板不叠加堆放

The PC boards which have capacitors should not be stacked

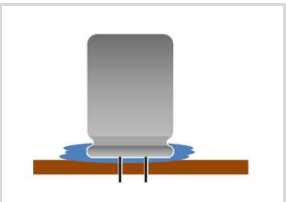

不要让电容正负极接触导电性溶液

Do not allow pins of capacitor to be in contact with the electrical conductivity solution

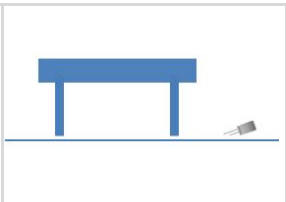

掉落地面电容不使用

Capacitors dropping down can not be used

其它相关注意事项，详见本公司最新产品目录书。
For more information, please refer to our latest catalogue

20> 环保 Environmental protection
本公司每年一次，将电容主要材料及电容成品送第三方权威检测机构检测。
Once a year, we will send the main materials and the capacitor products to the third party authorities for testing
检测时，根据当年欧盟最新要求检测ROHS、SVHC管理物质。
Test ROHS and SVHC management substances according to the latest requirements of the European Union
检测报告，本公司会在检测完成后上传到公司网站（www.yzsydz.cn）。
The test report will be uploaded to the company website (www.yzsydz.cn) after the test is completed
为倡导环保，节能减排，本公司一律提供pdf电子档承认书给客户。
To advocate environmental protection, energy conservation and emissions reduction, our company will provide the PDF specification by email admitted to customer
有特殊要求，请再联络本公司业务人员，谢谢！
For special requirements, please contact our business personnel. Thanks!