REVISION			
LTR	DESCRIPTION	DATE	APP
A0	NEW RELEASE	03/27/2021	PECK

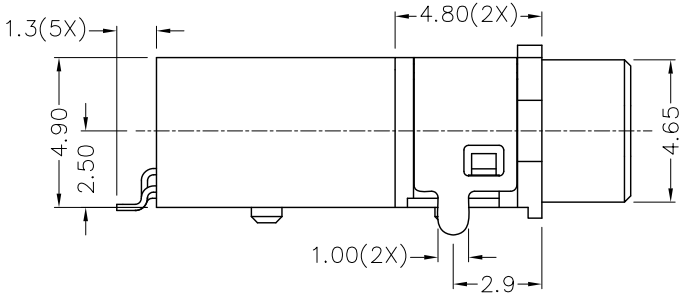

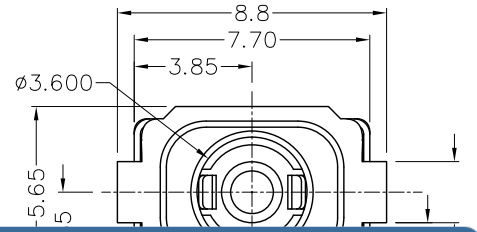

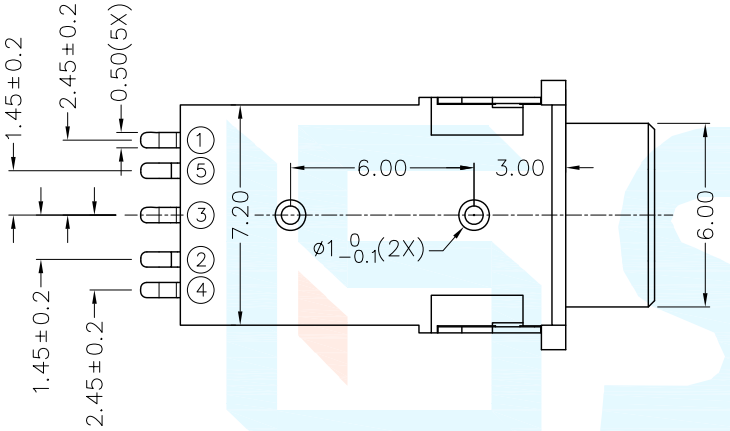

邀您使用(微信)小程序

硕方电子开关&连接器选型手册

手机扫码即可进入...

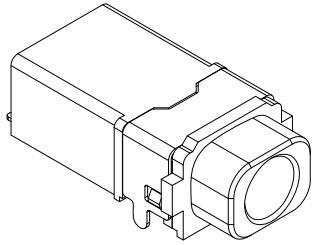



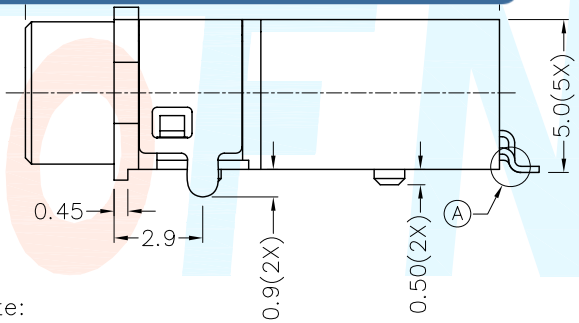

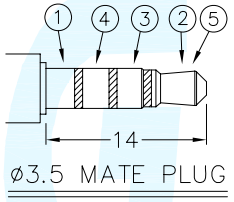

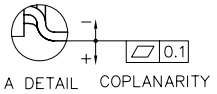

✳ MATERIAL

TERMINAL 1	:COPPER ALLOY
TERMINAL 2	:COPPER ALLOY
TERMINAL 3	:COPPER ALLOY
TERMINAL 4	:COPPER ALLOY
TERMINAL 5	:COPPER ALLOY
SHIELD	:BRASS
HOUSING	:PA6T
COVER	:PA6T

MODEL NO.	TWP-30015DS
SCHEMATIC	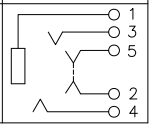

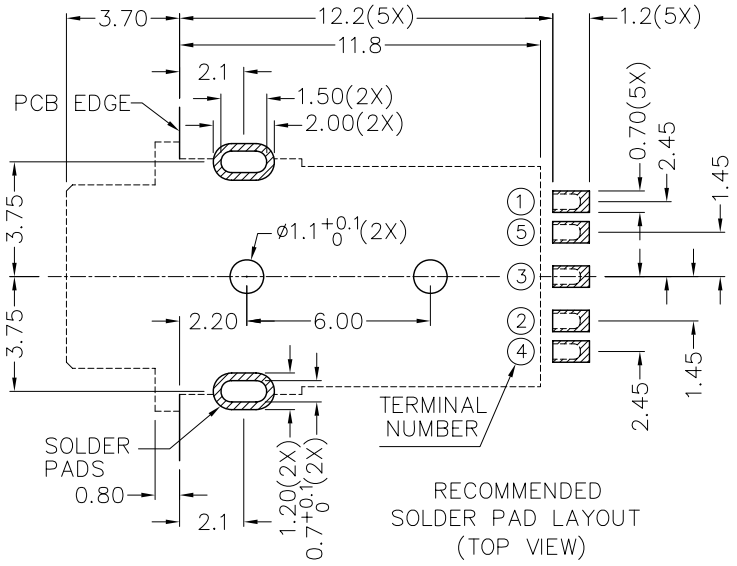

RECOMMENDED SOLDER PAD LAYOUT (TOP VIEW)

Note:

1.Material:

1.1 Housing: High temperature thermoplastic,UL94v−0

1.2 Orbit: High temperature thermoplastic,UL94v−0

1.3 Contact: copper alloy,;
Gold plated contact area;Tin plated solder area

1.4 Shell:Stainless;Ni plated allover;
Gold plated solder area

2.Specification:

2.1 Current rating: 0.5A Max

2.2 Voltage rating: 5V DC

2.3 Dielectric withstanding woltage:
500V(AC) for 1 min.

2.4 Contact resistance: 100mΩ Max.

2.5 Insulation resistance: 1000MΩ min.

2.6 Temperature range: −25°C~85°C

2.7 Mating cycle:5000 cycles min

2.8 Insert force: 40N Max
Extration force: 0.5~40N

=PATTERN PROHIBITED AREA

=GND AREA

=TIN AREA

TOLERANCE ±0.05

DIMENSION CLASSIFICATION			台灣碩方精密電子科技有限公司 TAIWAN SOFNG PRECISION ELECTRONIC CO., LTD					
■ : CRITICAL			TITLE	3.5mm-贴片四段卧式 IP-X7防水型耳机插座			SOFNG 開關,連接器	
⊠ : MAJOR								
TOLERANCE TABLE			PART NO.	PJ-367			SERIES	SD106
.X	±	0.40	APPROVED	Peck	DWG NO.	PJ-367		
.XX	±	0.25	CHECKED	Paul	SCALE	1:1	UNIT mm	SIZE A4
.XXX	±	0.10	DRAWIN	David	REV	A0	SHEET NO.	1/1
ANGLE	±	2°						