G-Switch Specification:

1.Current rated: 1.0A AC/DC
2.Voltage rating: 60V AC/DC
3.Withstanding voltage: 500V AC
4.Contact resistance: 60mΩ Max.
5.Insulation resistance: 800MΩ min
6.Durability cycle: 30 Cycles
7.Removal force: 0.03kgf/Pin min
8.Operating temperature range: -40°C ~ +105°C



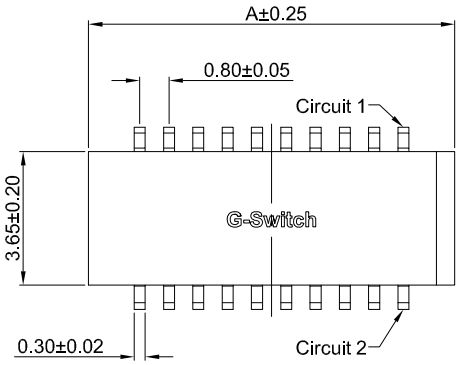

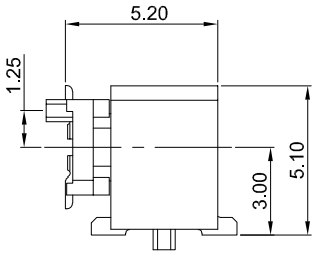

MATING HEIGHT

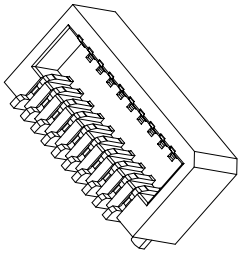

GT-B0802 F S R 51 -XX X XX 01

- G-Switch
- Series No
- F-Female
- Termipoint: S-SMT
- Angle: R-90°
- Pin Q' PY: 10~80
- Height: 51-5.10mm
- Housing Colour: S-Nature
- Terminal Plating: 11-ALL G/F

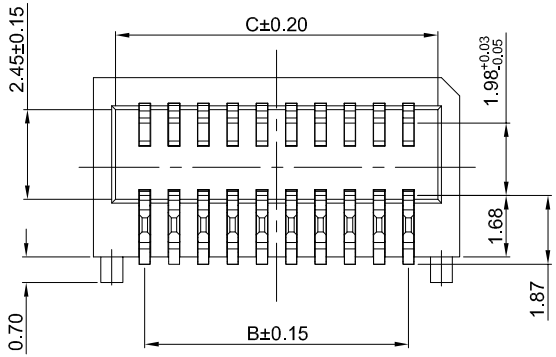

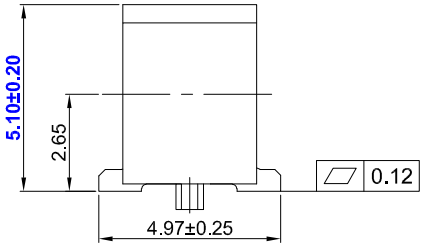

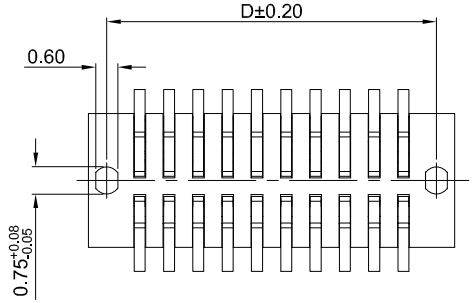

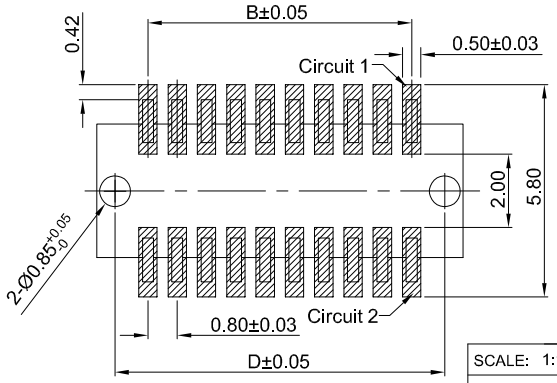

PCB REFERENCE DIAGRAM
TOLERANCE:±0.05

Ordering Information:

Circuit	Dimensions(mm) A	B	C	D	Circuit	Dimensions(mm) A	B	C	D
4	3.60	0.80	2.45	2.60	32	14.80	12.00	13.65	13.80
6	4.40	1.60	3.25	3.40	34	15.60	12.80	14.45	14.60
8	5.20	2.40	4.05	4.20	36	16.40	13.60	15.25	15.40
10	6.00	3.20	4.85	5.00	38	17.20	14.40	16.05	16.20
12	6.80	4.00	5.65	5.80	40	18.00	15.20	16.85	17.00
14	7.60	4.80	6.45	6.60	42	18.80	16.00	17.65	17.80
16	8.40	5.60	7.25	7.40	44	19.60	16.80	18.45	18.60
18	9.20	6.40	8.05	8.20	46	20.40	17.60	19.25	19.40
20	10.00	7.20	8.85	9.00	48	21.20	18.40	20.05	20.20
22	10.80	8.00	9.65	9.80	50	22.00	19.20	20.85	21.00
24	11.60	8.80	10.45	10.60	52	22.80	20.00	21.65	21.80
26	12.40	9.60	11.25	11.40	60	26.00	23.20	24.85	25.00
28	13.20	10.40	12.05	12.20	70	30.00	27.20	28.85	29.00
30	14.00	11.20	12.85	13.00	80	34.00	31.20	32.85	33.00

NO.	PART NAME	MATERIAL	REMARK
2	CONTACT	PHOSPHOR BRONZE	ALL G/F
1	HOUSING	LCP,94V-0	NATURE

Pb Process Capable | RoHS Compliant EU RoHS Standards | Compliant Halogen Free

SCALE:	1:1
UNIT:	mm
SIZE:	A4

Unless otherwise General Tolerance:

X	±0.40
X.x	±0.30
X.xx	±0.20
X°	±5°
X.x°	±3°

Title: BTB 0.80mm Pitch 90° Dual Rows SMT Type Female Connector

Model Code: GT-B0802FSR51-XXXXX01

DRAWN	CHECKED	APPROVED	DATE
Hu	Chen	Chen	2022.12.28

品赞科技 b-Switch ®
www.dg-switch.com

REV: A0 SHEET: 1/1