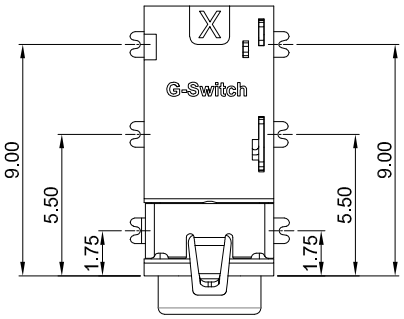

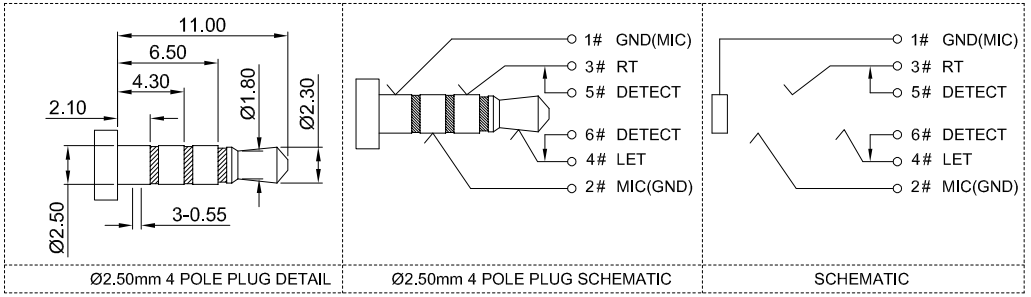

Ø2.50mm 4 POLE PLUG DETAIL | Ø2.50mm 4 POLE PLUG SCHEMATIC | SCHEMATIC

CIRCUIT DIAGRAM

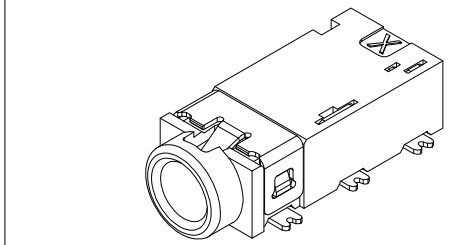

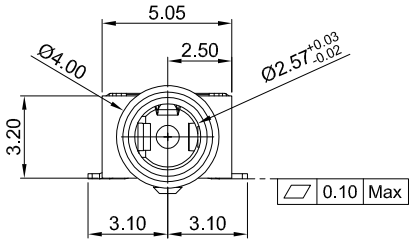

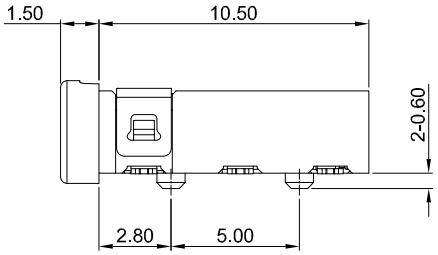

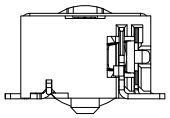

PJ -2 R 002 A-4 N G S 01

- **Type**: PJ=Phone Jack
- **Specification**: 2=Ø2.5mm
- **Angle**: R=90°
- **Termipoint**: S=SMT
- **Contact Plated**: G=Gold
- **Serial code**
- **Detail**
- **Housing Colour**: N=Black
- **Number Of Contacts**: 4=TRRS

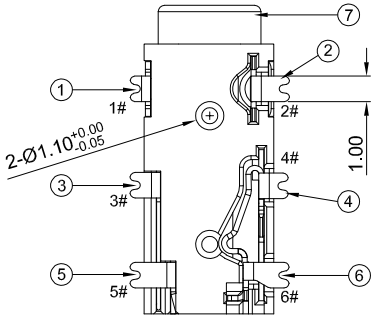

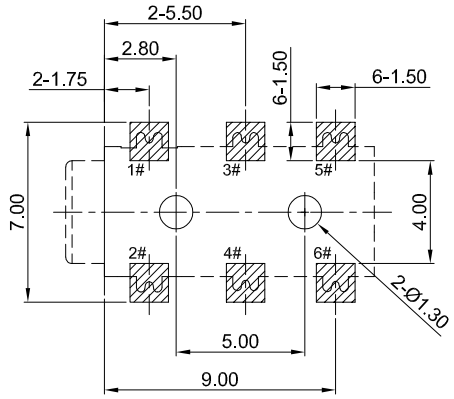

PCB REFERENCE DIAGRAM
TOLERANCE:±0.05

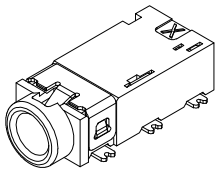

G-Switch Specification:

1.Rated load：1.0A.12V DC
2.Insulation resistance: 100MΩ min,50MΩ min after life test
3.Withstand voltage: 500V AC/min
4.Contact resistance: 50mΩ max,100mΩ max after life test
5.Durability cycle: 5,000 Cycles
6.Insertion and extraction force: 3-30N
7.Operating temperature range: -40°C ~ +85°C

NO.	DESCRIPTION	QTY	MATERIAL	PLATED & COLOR
7	HOUSING	1	PA9T	BLACK
6	TERMINAL 6#	1	C5191	Ni UNDERPLATING OVERALL, GOLD FLASH ON THE SOLDER & CONTACT AREA
5	TERMINAL 5#	1	C5191	
4	TERMINAL 4#	1	SUS301	
3	TERMINAL 3#	1	SUS301	
2	TERMINAL 2#	1	C5191	
1	TERMINAL 1#	1	C5191	

Pb Process Capable | RoHS Compliant EU RoHS Standards

SCALE:	UNIT: mm
SIZE: A4	

Unless otherwise General tolerance:

X.	±0.40
X.x	±0.30
X.xx	±0.20
Angles	±3°

Title: Horizontal Ø2.5mm Phone Jack NC 6Pin L=12.0mm SMT

Model Code: PJ-2R002A-4NGS01

DRAWN	CHECKED	APPROVED	DATE
Xia	Chen	Chen	2025.11.03

品赞科技 b-Switch www.dg-switch.com

REV: A0 SHEET: 1/1