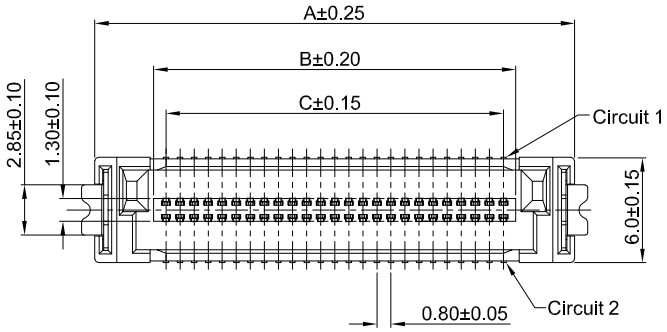

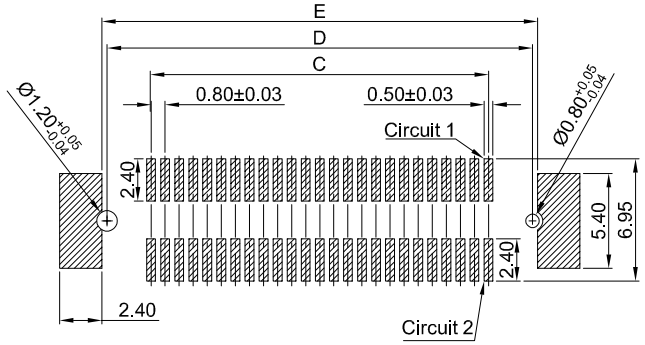

PCB REFERENCE DIAGRAM
TOLERANCE:±0.05



GT-B0808 M S V XX -XX X XX 01

- **G-Switch** — GT-B0808
- **Series No** — M
- **M-Male** — S
- **TermIpoint** — S-SMT
- **Angle** — V-180°
- **Pin Q' PY** — 20~160
- **Terminal Plating** — 01-Au G/F
- **Housing Colour** — B-Black
- **Height (H1)** — 80-8.0mm; 11-11.00mm; 12-12.00mm; 13-13.00mm; 14-14.00mm

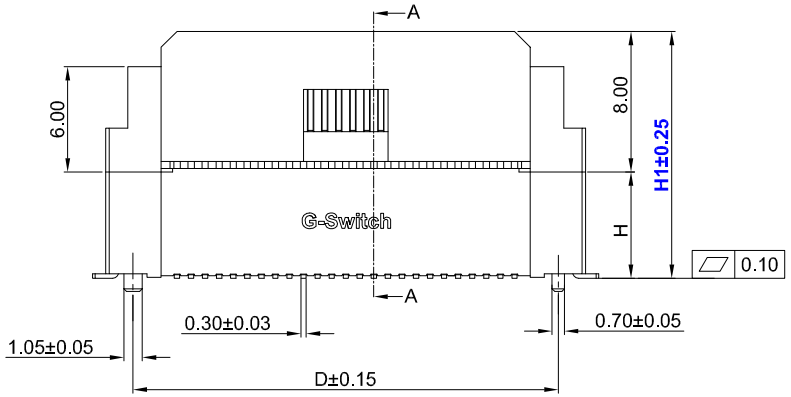

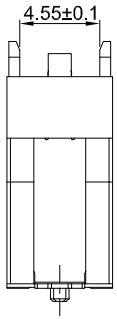

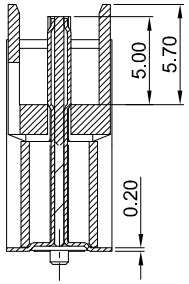

SECTION A-A

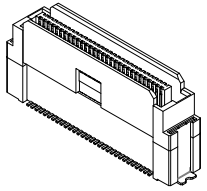

G-Switch Specification:

1.Current rated: 0.5A AC/DC
2.Voltage rating: 100V AC/DC
3.Withstanding voltage: 200V AC for 1 min
4.Contact resistance: 30mΩ max.
5.Insulation resistance: 500MΩ min
6.Durability cycle: 50 Cycles
7.Removal force: 0.015kgf/Pin min
8.Operating temperature range: -40°C ~ +85°C

Ordering Information:

Circuit	Dimension(mm)					Mated Height						H1	H
	A	B	C	D	E	PLUG	Soclet H1						
							13.40	12.40	11.40	10.40	7.40		
20	15.30	8.60	7.20	12.2	12.80								
30	19.30	12.60	11.20	16.20	16.80	8.00	16.00	15.00	14.00	13.00	10.00	8.00	---
40	23.30	16.60	15.20	20.20	20.80	11.00	19.00	18.00	17.00	16.00	13.00	11.00	3.00
50	27.30	20.60	19.20	24.20	24.80	12.00	20.00	19.00	18.00	17.00	14.00	12.00	4.00
60	31.30	24.60	23.20	28.20	28.80	13.00	21.00	20.00	19.00	18.00	15.00	13.00	5.00
80	39.30	32.60	31.20	36.20	36.80	14.00	22.00	21.00	20.00	19.00	16.00	14.00	6.00
100	47.30	40.60	39.20	44.20	44.80	---	---	---	---	---	---	---	---
120	55.30	48.60	47.20	52.20	52.80	---	---	---	---	---	---	---	---
160	71.30	64.60	63.20	68.20	68.80	---	---	---	---	---	---	---	---

NO.	PART NAME	MATERIAL	REMARK
3	SOLDER TABS	BRASS	MATTE TIN
2	CONTACT	PHOSPHOR BRONZE	Gold Flash on Contact Area
1	HOUSING	LCP,94V-0	BLACK

RoHS Compliant EU RoHS Standards

SCALE: 1:1	UNIT: mm	Title: BTB 0.80mm Pitch 180° Dual Rows SMT Type Mate Connector	
SIZE: A4		Model Code: GT-B0808MSVXX-XXXXX01	
Unless otherwise General Tolerance: X ±0.40, X.x ±0.30, X.xx ±0.20, X° ±5°, X.x° ±3°			

DRAWN	CHECKED	APPROVED	DATE
Xia	Chen	Chen	2022.12.28

品赞科技 b-Switch www.dg-switch.com

REV: A0 SHEET: 1/1