New Molde Code	Old Molde Code
GT-USB-7002XXX-XX	GT-USB-7002AJX GT-USB-7002A GT-USB-7002F GT-USB-7002E



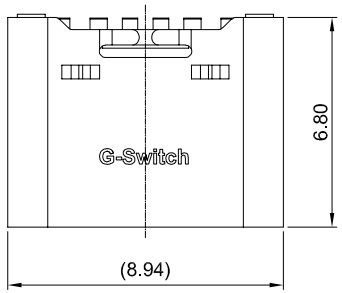

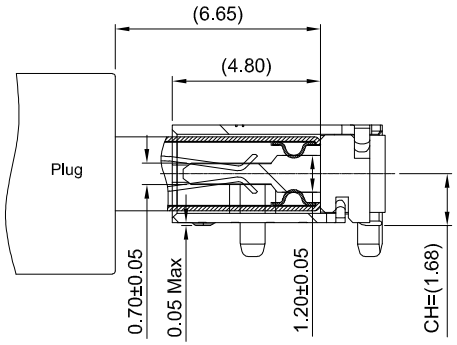

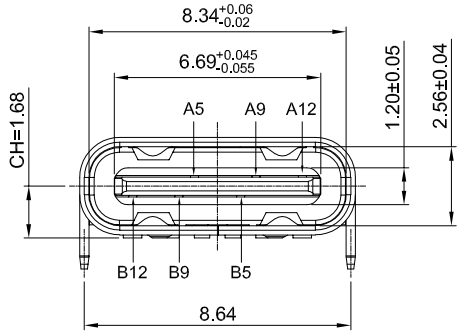

SECTION A-A

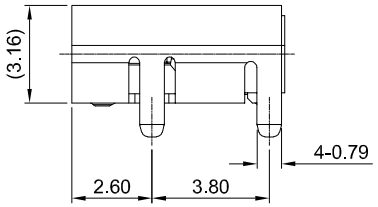

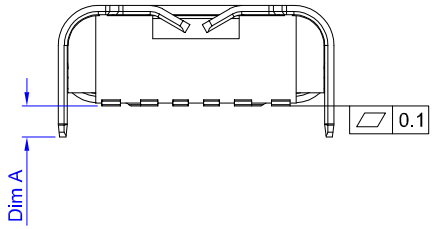

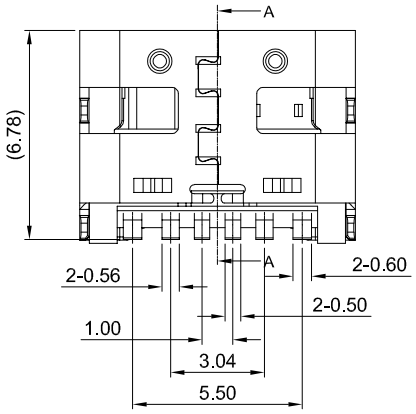

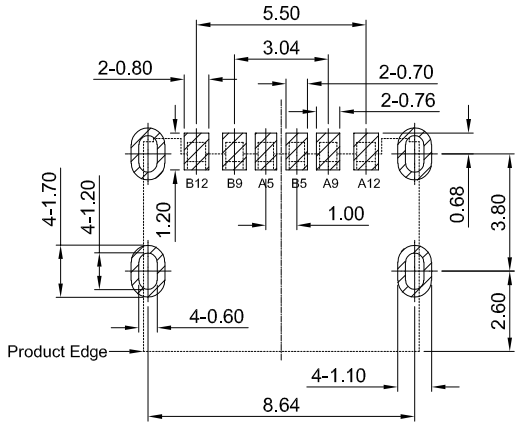

PCB REFERENCE DIAGRAM
TOLERANCE:±0.05

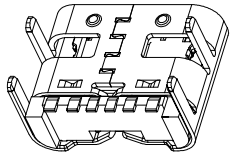

GT-USB-7002MXX - XX

SPEC
7002M:Dim A=1.00
7002M01:Dim A=2.00

Contact Plated
00=G/F
01=1μ"
03=3μ"
30=30μ"

G-Switch USB-C Specification:

1.Current rated: 5A on vbus/1.25A
on vconn/0.25A on other
Voltage rating: 20V AC/DC
2.Withstanding voltage: 100V AC/minute
3.Contact resistance: 40mΩ Max
4.Insulation resistance: 100MΩ Min
5.Operating temperature: -40°C ~ +85°C
6.Mating force : 5N~20N
7.Unmating force: 8N~20N
8.Durability cycle:20,000 cycles

A1	A2	A3	A4	A5	A6	A7	A8	A9	A10	A11	A12
				CC1				VBUS			GND
				Second				First			First

B12	B11	B10	B9	B8	B7	B6	B5	B4	B3	B2	B1
GND			VBUS				CC2				
First			First				Second				

NO.	PARTS	MATERIAL	REMARKS
1	SHELL	STAINLESS STEEL 304	Ni30μ" MIN PLATED
2	MID PLATE	STAINLESS STEEL 301	–
3	HOUSING	LCP	BLACK UL 94 V-0
4	TERMINALS	COPPER ALLOY C2680	Au PLATING ON CONTACT AREA Tin30μ" PLATED ON SOLDER AREA

Pb Process Capable
RoHS Compliant EU RoHS Standards
Compliant Halogen Free

SCALE: 1:1	UNIT: mm
SIZE: A4	

Unless otherwise General Tolerance:

X.	±0.40
X.x	±0.30
X.xx	±0.20
X.xxx	±0.10
X°	±5°

Title: Horizontal Type-C 6P Female SMT CH=1.68 L=6.8mm

Molde Code: GT-USB-7002MXX-XX

DRAWN	CHECKED	APPROVED	DATE
Xia	Chen	Chen	2026.11.02

品赞科技 b-Switch ®
www.dg-switch.com

REV: A1 SHEET: 1/1