SPECIFICATION FOR APPROVAL

规　　格　　书

Customer (客户名称)：

Customer P/N(客户编号)：

Our P/N (本厂编号)：　FS2613NSW-H3.8-R01

Approval Date(日期)：　2026.10.16

Environment Request(环境标准)：

☐ Non-RoHS (非 RoHS 标准)　■ RoHS (RoHS 标准)

☐REACH (REACH 标准)　☐ Others (其他)

CUSTOMER'S APPROVED SIGNATURE		

福声科技 FUSHENG TECHNOLOGY

泰州福声电子科技有限公司

Taizhou Fusheng Electronic Technology Co.,Ltd.

Adds: No.98 of FengHuang Road West,Hailing District ,Taizhou .

地址：江苏省泰州市海陵区凤凰西路98号

Tel: +86-523-86219066　Fax: +86-523- 81601108

Http://www.tzfsdz.com　E-mail: fs.wu@electronic-tech.cn

	DESINGER	CHECKED	APPROVED
SIGNATURE			
DATE			

Alteration History

变更历史

Note 序号	Date 日 期	Detail changes 变　更　内　容	Reason 变更理由	Revision 变更表示

Speaker Specification

Part No.	Customer No 客户型号		Customer code 客户编号	
	Our Part No 本厂编号	FS2613NSW-H3.8-R01	Revision 版本	A

No.	Item 项目	Specification 规格	Testing Condition 测试条件
1.	Rated Imp 共称阻抗	AC:6 ohm±15% DC:5.5ohm±15%	At 2KHz, 3.87Vrms
2.	Resonance Freq 最低共振周波数	Fo：600 Hz±15%	3.87V/while testing in 3CC box
3.	Output S.P.L. 出力音压	102±2dB	3.87V/0.1m at 2 KHz3CC in a baffle
4.	Rated Power 额定功率	at 2.5W	At 3.87Vrms while testing in 3CC box
5.	Max Power 最大功率	at 3W	At 4.24Vrms while testing in 3CC box
6.	Frequency Range 实效频宽	200~10kHz	Output SPL-10dB
7.	Operation 可靠性试验	Must Be Normal at Rated Frequency Range	Program Source 2.5W FO-10kHz
8.	Buzzes & Rattles 异常音试验	Must be free audible noise (buzzes and rattles) 无异常声	200Hz ~3400Hz frequency range, input level up to 3.87Vrms while testing in 3CC box
9.	T H D 失真	10% Max	Mounted in 3CC measure box and in a baffle .Test at 3.87Vrms/10cm
10.	Magnet 磁铁	Nd Fe B	
11.	Operating Temperature 动作温度	-20℃ to +70℃	
12.	Storage Temperature 储存温度	-40℃ to +80℃	
13.	Waterproof Level 防水等级	IP68	
14.	Weight 重量	4.53g	

15.	Cold Test 耐寒试验	Must be normal after having been in a test chamber for 96 hours at the condition of-40℃±3℃ and then left 2 hours in a room. (-40℃±3℃,96 小时试验，常温 2 小时后,无异常的不良)
16.	Heat Test 耐热试验	Must be normal after having been in a test chamber for 96 hours at the condition of+80℃±3℃ and then left 2 hours in a room. (+80℃±3℃ 96 小时试验，常温 2 小时后,无异常的不良)
17.	Load Test 连续负荷试验	Must be normal after load test :Input power: 2.5W while testing in 3CC box 96 hours.At rated frequency range. (粉噪音2.5W 在3cc音腔内连续 96 小时试验后无异常的不良)
18.	Short Term Max Power test 瞬间最大功率试验	Power: 3w 1 sec. on, 1 min. off, for a total of 60 cycles. Must be normal after the test. (在3cc音腔内输入3W信号连续1分钟工作，无永久性损伤)
19.	Polarity 极性	When a positive D.C voltage is applied to the terminal Marked(+)or red, the diaphragm should move to the front. (红线为正极,黑线为负极)
20.	DROP TEST 跌落试验	1.The speaker shall be mounted in a fixed installation. 2.Samples should be dropped from 1m high, 3 times in each direction. 3.Test should be repeated a total of 15 times. (从 1m 的高度跌落 3次,无异常不良)

Temperature Cycle Test

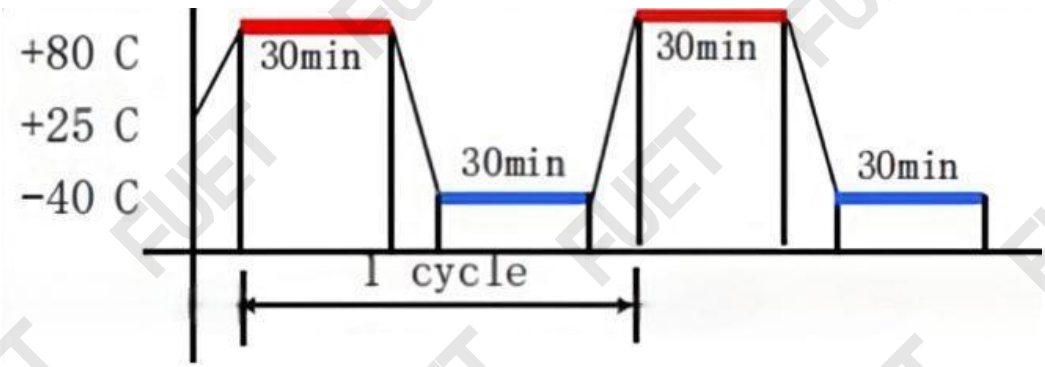

Frequency Response

EFFICIENCY 102 2dB(0dB=20.0μPa)at 2kHz

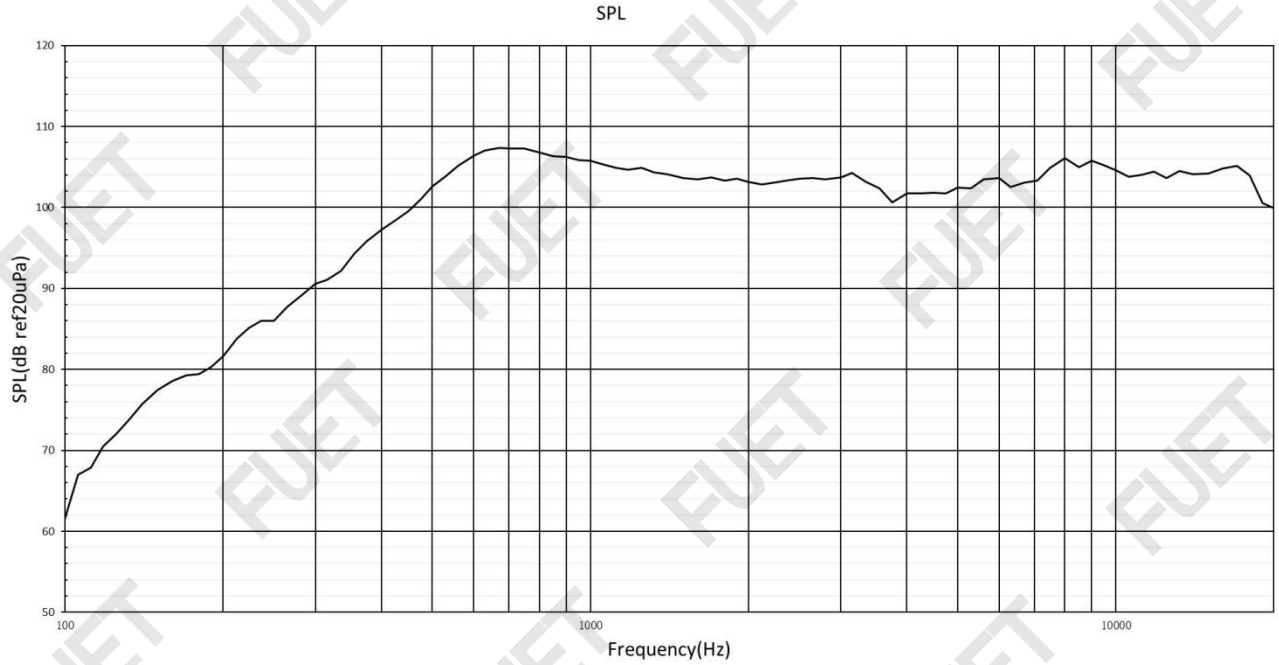

THD

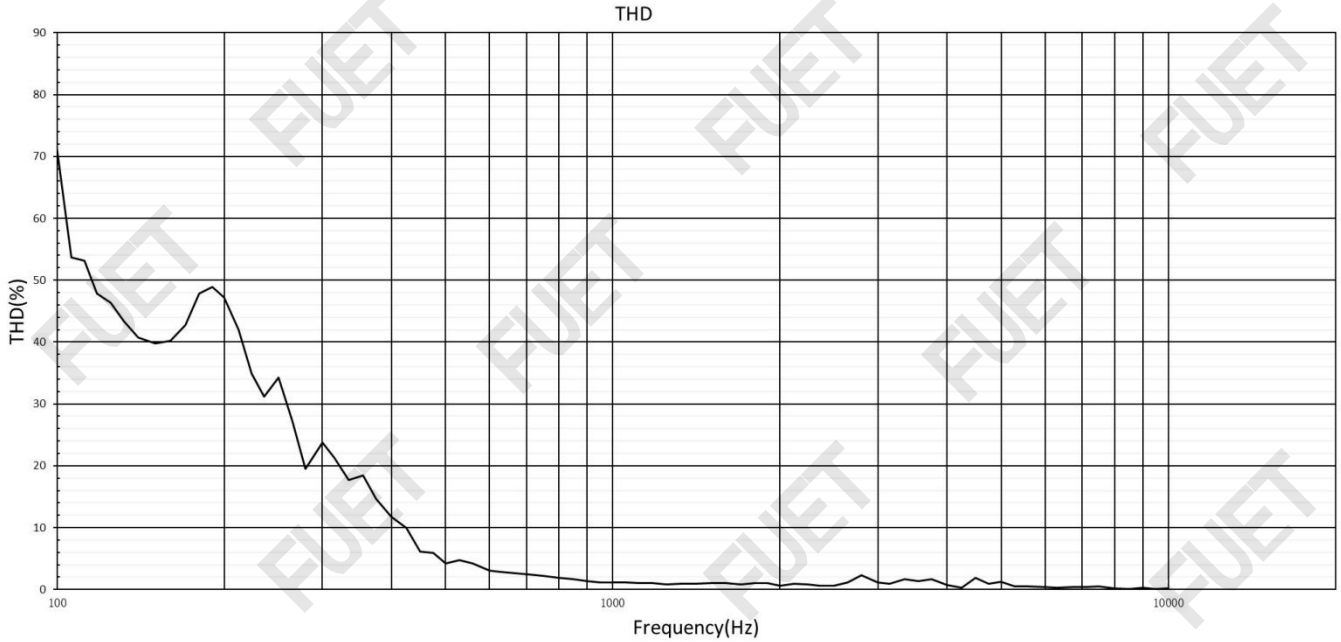

R&B

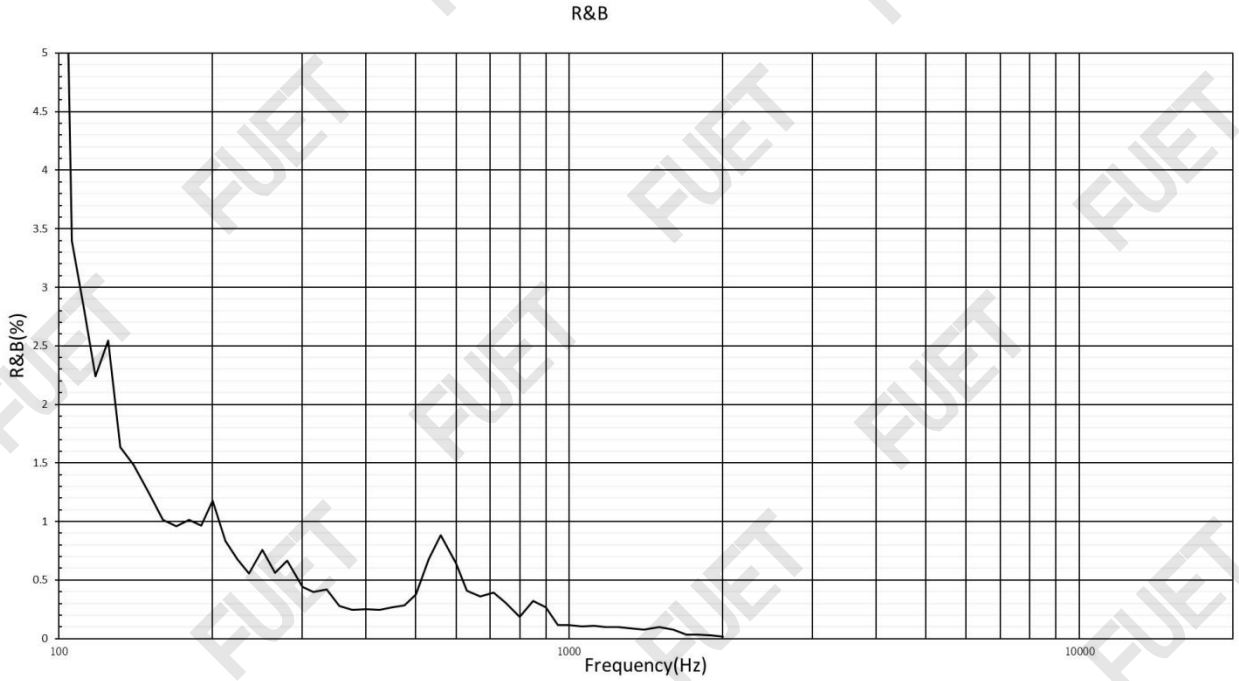

Product Outside View

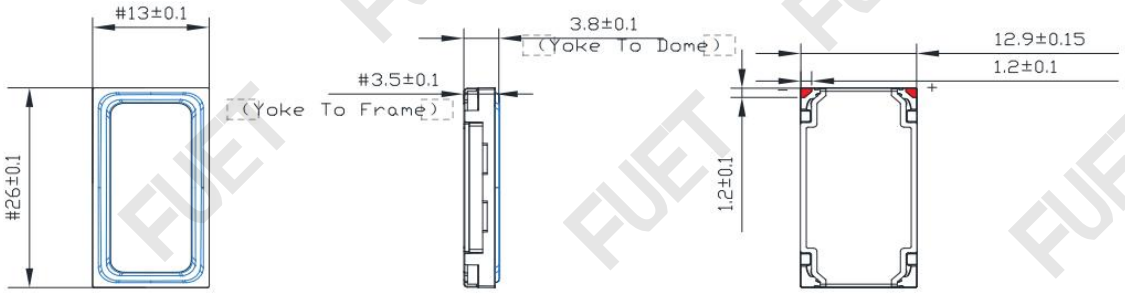

Unit: mm
#: critical dimension, CPK>1.33

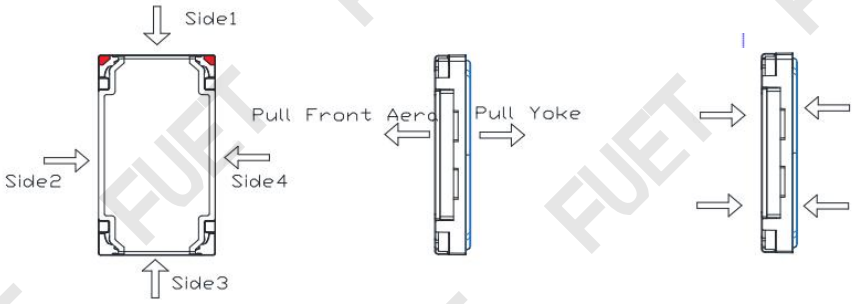

Force layout				
	From	to	Maximum permanent force	Maximum handling force
1	Back of Frame	Front Area	30 (N/100mm2)	40 (N/100mm2)
2	Yoke	Front Area	30 (N/100mm2)	40 (N/100mm2)
3	Side 1	Side 3	15 (N/100mm2)	15 (N/100mm2)
4	Side 2	Side 4	15 (N/100mm2)	15 (N/100mm2)
5	Pull force of Yoke		10 (N/100mm2)	10 (N/100mm2)

Remark:

PART NO.	DESCRIPTION	MATERIAL
1	Yoke	SPCC
2	Magnet	Nd-Fe-B
3	Plate	SPCC
4	Coil	COPPER WIRE
5	FPC	PI+CU
6	Frame	PPA+SPCC
7	Diaphragm	硅胶
8	Dome	AL+PMI
Note: Accord with RoHS2.0 standard		

PACKAGING

