

SECTION A-A

REFERENCE ASSEMBLY

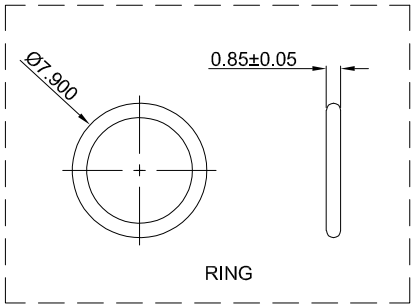

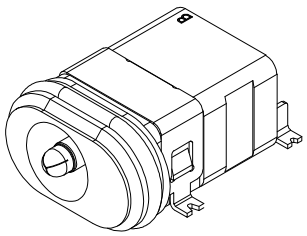

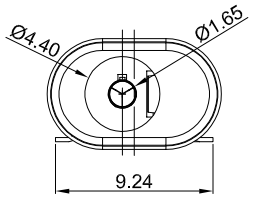

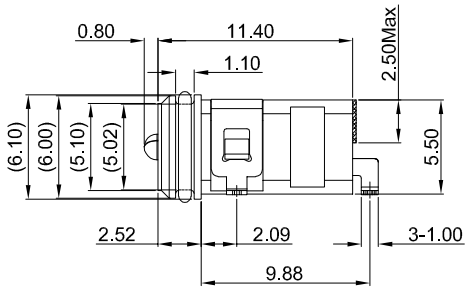

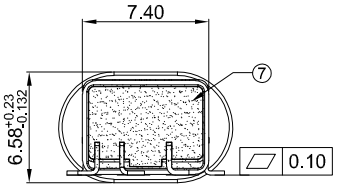

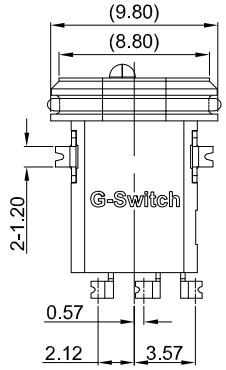

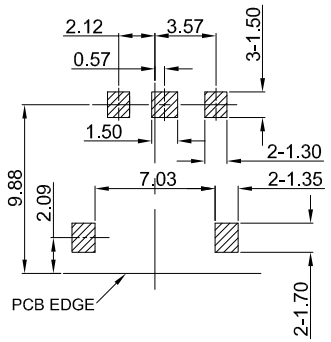

PCB REFERENCE DIAGRAM
TOLERANCE:±0.05

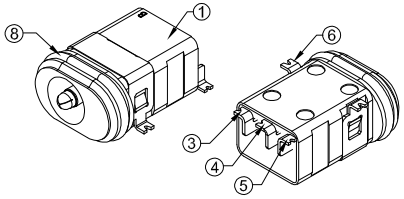

SCHEMATIC

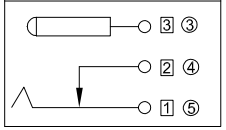

□ : TERMINAL NO.
○ : ITEM NO.

PJ -4 R 003 A-3 N S S 01

- **Type**: PJ=Phone Jack
- **Specification**: 4=Ø4.4mm
- **Angle**: R=90°
- **Serial code**
- **Detail**
- **Number Of Contacts**: 3=TRS
- **Housing Colour**: N=Black
- **Contact Plated**: S=Sn
- **Termipoint**: S=SMT
- **Other**

G-Switch Specification:

1. Rated load:1A 30DC
2. Insulation resistance: 100MΩ min
3. Withstand voltage: 500V AC/min
4. Contact resistance: 30mΩ max
5. Durability cycle: 5,000 Cycles
6. Insertion and extraction force: 5-25N
7. Operating temperature range: -40°C ~ +85°C
8. Waterproof grade: IPX8
9. Hardness of silicone rubber:60°

NO.	DESCRIPTION	QTY	MATERIAL	PLATED & COLOR
8	RING	1	SILICONE	BLUE
7	BOND	1	--	--
6	SHELL	1	C2680	Sn PLATED
5	TIP SPRING [1]	1	Ti-Cu	Sn PLATED
4	SHNUT [2]	1	C2680	Sn PLATED
3	CENTER PIN [3]	1	C2680	Sn PLATED
2	CAP	1	LCP	BLACK UL94V-HB
1	HOUSING	1	LCP	BLACK UL94V-HB



RoHS Compliant
EU RoHS Standards

SCALE: 1:1	UNIT: mm
SIZE: A4	

Unless otherwise General tolerance:

X.	±0.40
X.x	±0.30
X.xx	±0.20
X.xxx	±0.10
Angles	±3°

Title: IPX8 Horizontal Ø4.4mm Phone Jack NC 3Pin L=11.40mm SMT

Model Code: PJ-4R003A-3NSS01

DRAWN	CHECKED	APPROVED	DATE
Wu	Xia	Chen	2025.09.10

品赞科技 b-Switch ®
www.dg-switch.com

REV: A0 SHEET: 1/1