LUTETECH 陆特科技

0402L004/30SRW

Surface Mount PPTC Devices

Features
- ■Size 0.04*0.02 inch /1.0*0.5 mm
- ■Surface mount resettable fuse
- ■Fast time-to-trip
- ■Low resistance
- ■RoHS compliant, lead-free and halogen-free
- ■Compatible with high temperature solders

Electrical Characteristics (25℃)/电性参数

Part Number	Marking	I_{hold} (A)	I_{trip} (A)	V_{max} (Vdc)	I_{max} (A)	P_d typ. (W)	Time to Trip (Max.)		Resistance	
							Current (A)	Time (Sec)	R_{min} (Ω)	R_{1max} (Ω)
0402L004/30SRW		0.04	0.16	30	40	0.5	1.50	3.00	1.00	30.00

I_{hold} = Hold current: maximum current device will pass without tripping in 25℃ still air. 保持电流=在 25℃静止空气环境中,元件不动作的最大电流。
I_{trip} = Trip current: minimum current at which the device will trip in 25℃ still air. 动作电流=在 25℃静止空气环境中,元件的最小动作电流。
V_{max} = Maximum voltage device can withstand without damage at rated current (I_{max}). 最大电压=元件在额定电流下能承受的最大电压。
I_{max} = Maximum fault current device can withstand without damage at rated voltage (V_{max}). 最大电流=元件在额定电压下能承受的最大电流。
$P_{d\,typ.}$ = Typical power dissipated from device when in the tripped state at 25℃ still air. 动作功率=在 25℃静止空气环境中,元件动作状态下的消耗功率。
T_{trip} = Maximum time to trip(s) at assigned current reflow soldering of 260℃ for 20 sec. 动作时间=5 倍保持电流下的最大动作时间。
R_{min} = Minimum resistance of device in initial (un-soldered) state. 初始最小电阻=元件焊接前的初始最小阻值。
R_{1max} = Maximum resistance of device at 25℃ measured one hour after tripping or reflow soldering of 260℃ for 20 sec. 焊后最大电阻=元件焊接 1 小时后的最大阻值。
Caution : Operation beyond the specified rating may result in damage and possible arcing and flame. 注意：超出指定额定值的操作，可能会导致损伤并可能产生电弧和火焰.

Product Dimensions(mm)/产品尺寸

Part Number	Quantity	A		B		C		D	E
		Min	Max	Min	Max	Min	Max	Min	Min
0402L004/30SRW	10000	0.85	1.15	0.35	1.00	0.40	0.80	0.10	-

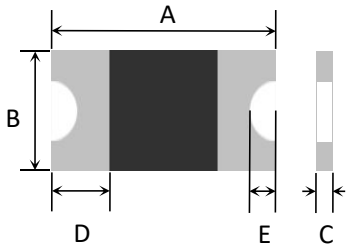

Temperature Derating/不同环境温度下的 I_{hold} 值

Part Number	Ambient operating temperature hold current (I_{hold})								
	-40℃	-20℃	0℃	25℃	40℃	50℃	60℃	70℃	85℃
0402L004/30SRW	0.056	0.05	0.045	0.04	0.034	0.026	0.02	0.016	0.013

Solder Reflow Recommendations/回流焊建议

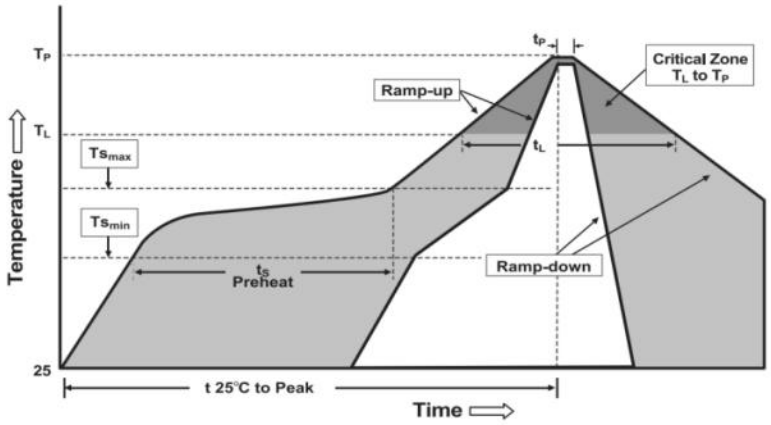

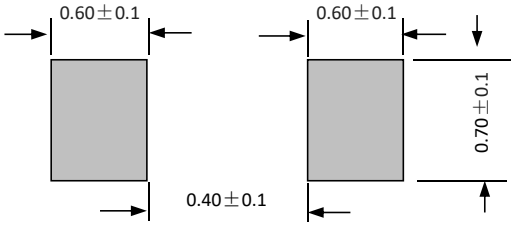

Recommended Pad Layout (mm)
建议焊盘布局(mm)

Part Number System/产品编号

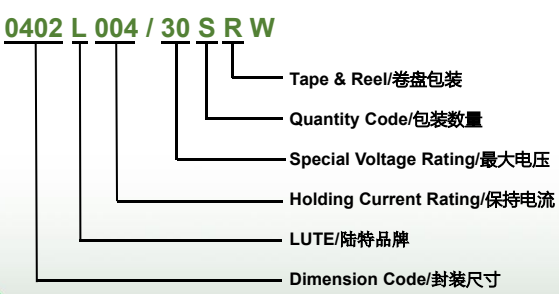

Agency Approvals/认证

REACH COMPLIANT
RoHS COMPLIANT
HF Halogen FREE

www.lutefuse.com
Tel:86-755-28704432 Email:sales@sl-fuse.cn

Specifications are subject to change without notice

Revision 2020