2SD1898R

SOT-89-3L Bipolar Transistor 双极型三极管

▪ Features 特点

NPN General Purpose 通用

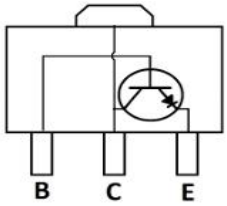



▪Absolute Maximum Ratings 最大额定值

Characteristic 特性参数	Symbol 符号	Rat 额定值	Unit 单位
Collector-Base Voltage 集电极基极电压	V_{CBO}	100	V
Collector-Emitter Voltage 集电极发射极电压	V_{CEO}	80	V
Emitter-Base Voltage 发射极基极电压	V_{EBO}	5	V
Collector Current 集电极电流	I_C	1000	mA
Power dissipation 耗散功率	$P_C(T_a=25℃)$	500	mW
Thermal Resistance Junction-Ambient 热阻	$R_{\ominus JA}$	250	℃/W
Junction and Storage Temperature 结温和储藏温度	T_J,T_{stg}	-55to+150℃	

▪Device Marking 产品打标

H_{FE}	82-180(P)	120-270(Q)	180-390(R)
Mark	DF		

▪Electrical Characteristics 电特性

(T_A=25℃ unless otherwise noted 如无特殊说明，温度为 25℃)

Characteristic 特性参数	Symbol 符号	Min 最小值	Type 典型值	Max 最大值	Unit 单位
Collector-Base Breakdown Voltage 集电极基极击穿电压(I_C=50μA，I_E=0)	BV_{CBO}	100	—	—	V
Collector-Emitter Breakdown Voltage 集电极发射极击穿电压(I_C=2mA，I_B=0)	BV_{CEO}	80	—	—	V
Emitter-Base Breakdown Voltage 发射极基极击穿电压(I_E=50μA，I_C=0)	BV_{EBO}	5	—	—	V
Collector-Base Leakage Current 集电极基极漏电流(V_{CB}=80V，I_E=0)	I_{CBO}	—	—	1	μA
Emitter-Base Leakage Current 发射极基极漏电流(V_{EB}= 4V，I_C=0)	I_{EBO}	—	—	1	μA
DC Current Gain 直流电流增益(V_{CE}=3V，I_C=100mA)	H_{FE}	82	—	390	
Collector-Emitter Saturation Voltage 集电极发射极饱和压降(I_C=500mA，I_B= 50mA)	$V_{CE(sat)}$	—	—	0.4	V
Base-Emitter Saturation Voltage 基极发射极饱和压降(I_C=500mA，I_B=50mA)	$V_{BE(sat)}$	—	—	1.2	V
Base-Emitter On Voltage 基极发射极导通电压(V_{CE}= 10V，I_C= 500mA)	$V_{BE(on)}$	—	—	1.2	V
Transition Frequency 特征频率(V_{CE}= 10V，I_C= 50mA)	f_T	—	100	—	MHz
Output Capacitance 输出电容(V_{CB}= 10V，I_E=0, f=1MHz)	Cob	—	20	—	pF

■Typical Characteristic Curve 典型特性曲线

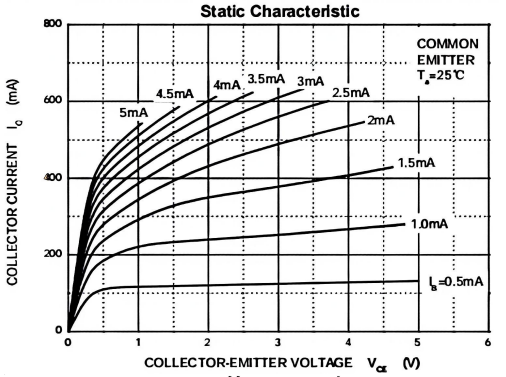

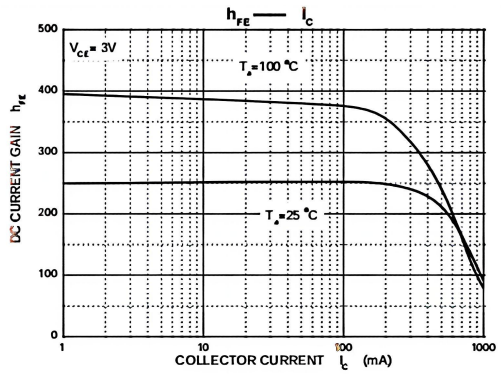

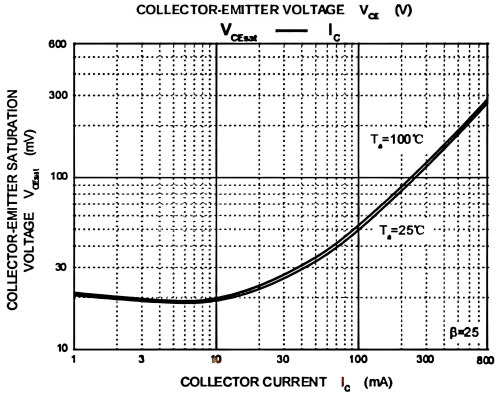

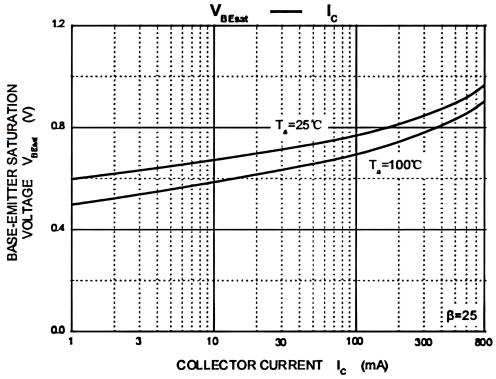

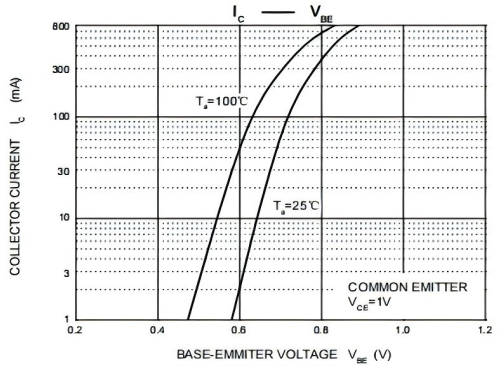

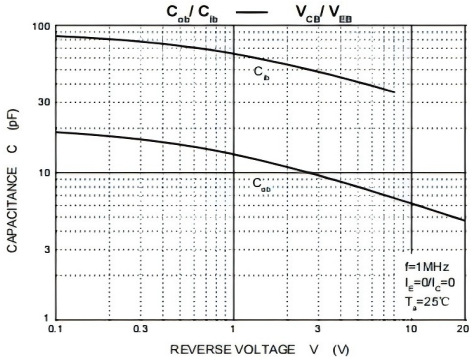

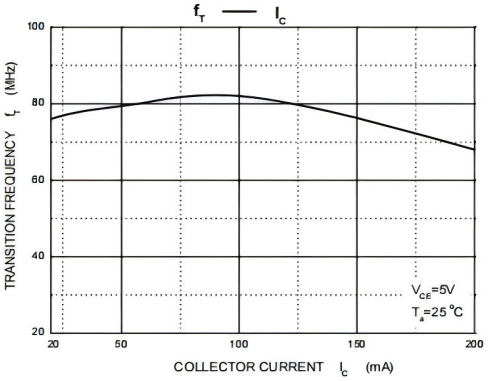

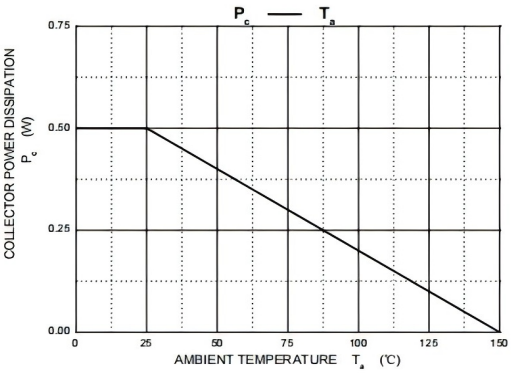

■**Dimension** 外形封装尺寸

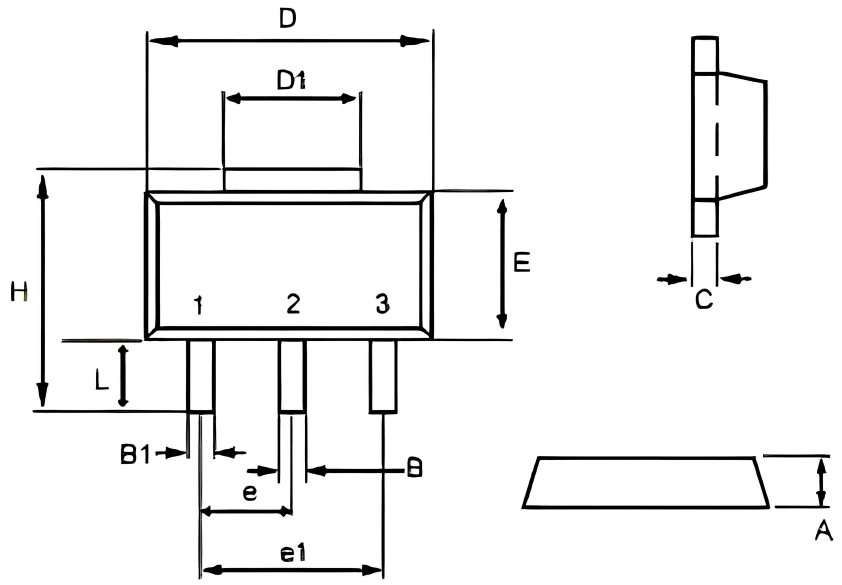

Symbol	Dimensions In Millimeters		Dimensions In Inches	
	Min	Max	Min	Max
A	1.40	1.60	0.055	0.063
B	0.40	0.56	0.016	0.022
B1	0.35	0.48	0.014	0.019
C	0.35	0.44	0.014	0.017
D	4.40	4.60	0.173	0.181
D1	1.35	1.83	0.053	0.072
e	1.45	1.55	0.057	0.061
e1	2.95	3.05	0.116	0.120
E	2.29	2.60	0.090	0.102
H	3.75	4.25	0.148	0.167
L	0.80	1.20	0.031	0.047