

DRC16-40S

✓ ACTIVE

DEUTSCH | DEUTSCH DRC

TE Internal #: DRC16-40S

Housing for Female Terminals, Wire-to-Wire, 40 Position, .216 in [5.49 mm] Centerline, Sealable, Black, Wire & Cable, Power & Signal, DEUTSCH DRC

[View on TE.com >](#)



Connectors > Automotive Connectors > Automotive Housings > DEUTSCH DRC Housings



Connector System: **Wire-to-Wire**
Number of Positions: **40**
Connector & Housing Type: **Housing for Female Terminals**
Centerline (Pitch): **5.49 mm [.216 in]**
Sealable: **Yes**

[All DEUTSCH DRC Housings \(112\)](#)

Features

Product Type Features

Mixed & Hybrid Connector	No
Connector Shape	Rectangular
Connector System	Wire-to-Wire
Connector & Housing Type	Housing for Female Terminals
Sealable	Yes
Connector & Contact Terminates To	Wire & Cable
Primary Locking Feature	Contact Retainer

Configuration Features

Blank Cavity Position	0
Number of Positions	40
Number of Rows	4

Electrical Characteristics

Operating Voltage	250 VAC
Nominal Voltage Architecture	12 V, 24 V, 48 V

Body Features

Cable Exit Angle	180°
Primary Product Color	Black



Contact Features

Contact Size	Size 16
Contact Type	Socket
Mating Pin Diameter	1.59 mm[.063 in]
Contact Current Rating (Max)	13 A

Mechanical Attachment

Terminal Position Assurance	No
Strain Relief	Add By Accessory
Mating Alignment Type	Polarizing Rib
Mating Alignment	With
Connector Mounting Type	Cable Mount (Free-Hanging)

Housing Features

Housing Material	PPS GF
Centerline (Pitch)	5.49 mm[.216 in]

Dimensions

Connector Height	30.53 mm[1.202 in]
Product Width	72.85 mm[2.868 in]
Product Length	40.56 mm[1.597 in]
Row-to-Row Spacing	5.49 mm[.216 in]

Usage Conditions

Operating Temperature (Max)	125 °C[257 °F]
Operating Temperature Range	-55 – 125 °C[-67 – 257 °F]

Operation/Application

Circuit Application	Power & Signal
---------------------	----------------

Industry Standards

Degree of Protection	IP68, IP6K9K
Agency/Standard	SAE J2030
UL Flammability Rating	20mm Flame Test per Standard UL-94

Packaging Features

Packaging Quantity	125
Packaging Method	Box



Other

Serviceable	Yes
Connector Position Assurance Capable	No

Product Compliance

For compliance documentation, visit the product page on TE.com>













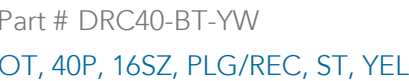
EU RoHS Directive 2011/65/EU	Compliant
EU ELV Directive 2000/53/EC	Compliant
China RoHS 2 Directive MIIT Order No 32, 2016	No Restricted Materials Above Threshold
EU REACH Regulation (EC) No. 1907/2006	Current ECHA Candidate List: JUNE 2023 (235) Candidate List Declared Against: JUNE 2023 (235) SVHC > Threshold: Octamethylcyclotetrasiloxane (D4) (.5% in Component Part) Dodecamethylcyclohexasiloxane (D6) (.5% in Component Part) Decamethylcyclopentasiloxane (D5) (.5% in Component Part) Article Safe Usage Statements: Wash thoroughly after handling. Recycle if possible and dispose of the article by following all applicable governmental regulations relevant to your geographic location.
Halogen Content	BFR/CFR/PVC Free, but Br/Cl >900 ppm in other sources.
Solder Process Capability	Not reviewed for solder process capability

Product Compliance Disclaimer

This information is provided based on reasonable inquiry of our suppliers and represents our current actual knowledge based on the information they provided. This information is subject to change. The part numbers that TE has identified as EU RoHS compliant have a maximum concentration of 0.1% by weight in homogenous materials for lead, hexavalent chromium, mercury, PBB, PBDE, DBP, BBP, DEHP, DIBP, and 0.01% for cadmium, or qualify for an exemption to these limits as defined in the Annexes of Directive 2011/65/EU (RoHS2). Finished electrical and electronic equipment products will be CE marked as required by Directive 2011/65/EU. Components may not be CE marked. Additionally, the part numbers that TE has identified as EU ELV compliant have a maximum concentration of 0.1% by weight in homogenous materials for lead, hexavalent chromium, and mercury, and 0.01% for cadmium, or qualify for an exemption to these limits as defined in the Annexes of Directive 2000/53/EC (ELV). Regarding the REACH Regulation, the information TE provides on SVHC in articles for this part number is based on the latest European Chemicals Agency (ECHA) ‘Guidance on requirements for substances in articles’ posted at this URL: <https://echa.europa.eu/guidance-documents/guidance-on-reach>





Compatible Parts



 <p>TE Part # CAT-D799-H342 DEUTSCH DRC Headers</p>	 <p>TE Part # CAT-J67-DSCC16 DEUTSCH Size 16 Crimp Contacts</p>	 <p>TE Part # DRC12-40PA REC, 40P, BLK, N, FLANGE, A</p>	 <p>TE Part # CAT-D48-SP729 DEUTSCH Sealing Plugs</p>
 <p>TE Part # CAT-D48-ST273 DEUTSCH Solid Contacts</p>	 <p>TE Part # DRC40-BT BOOT, 40P, 16SZ, PLG/REC, ST, BLK</p>	 <p>TE Part # DRC40-BT-90DEG BOOT, 40P, 16SZ, PLG/REC, RA, BLK</p>	 <p>TE Part # 0411-291-1405 EXT TOOL, SIZE 16, 14-16 AWG, N, GRN</p>
 <p>TE Part # 0411-204-1605 EXT TOOL, SIZE 16, 16-18 AWG, N, DRK BLU</p>	 <p>TE Part # 0515-001-4005 PROTECT CVR, 40P, PLG, WHT, DRC16</p>	 <p>TE Part # DRC40-BT-DH BOOT, 40P, 16SZ, PLG/REC,ST,DRN HOLE,BLK</p>	 <p>TE Part # DRC40-BT-GRAY BOOT, 40P, 16SZ, PLG/REC, ST, GRY</p>
 <p>TE Part # DRC40-BT-YW BOOT, 40P, 16SZ, PLG/REC, ST, YEL</p>			

Also in the Series

DEUTSCH DRC

 <p>Automotive Connector Caps & Covers (3)</p>	 <p>Automotive Housings(112)</p>	 <p>Connector Backshells(6)</p>	 <p>Insertion & Extraction Tools(7)</p>
---	---	--	--



PCB Headers & Receptacles(44)

Customers Also Bought



TE Part #0462-201-16141
SOC, SOLID, SIZE 16, 16-20AWG, NI



TE Part #DRC26-24BT
BOOT, 24P, 20SZ, PLG/REC, ST, BLK



TE Part #T1912240132-009
H24BPR-TSHC-M32-EMC-C



TE Part #T1932240000-009
H24BPR-AGC-EMC-C



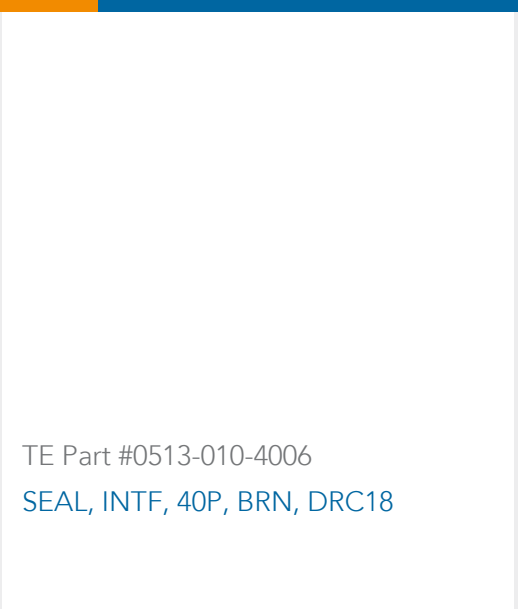
TE Part #DRC14-24PB
REC, 24P, BLK, N, B



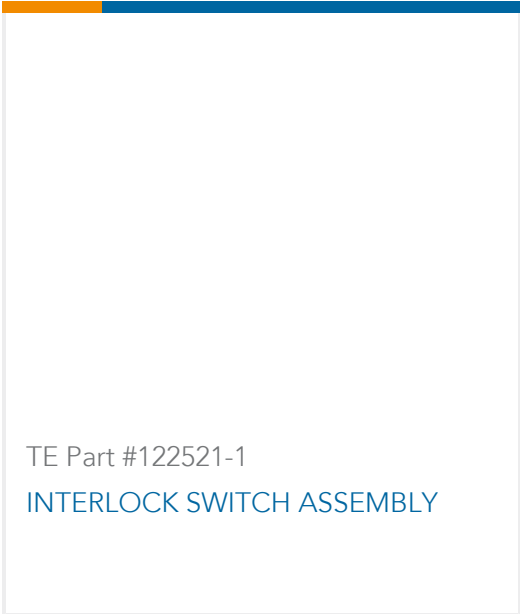
TE Part #282155-008
44A0111-14-4



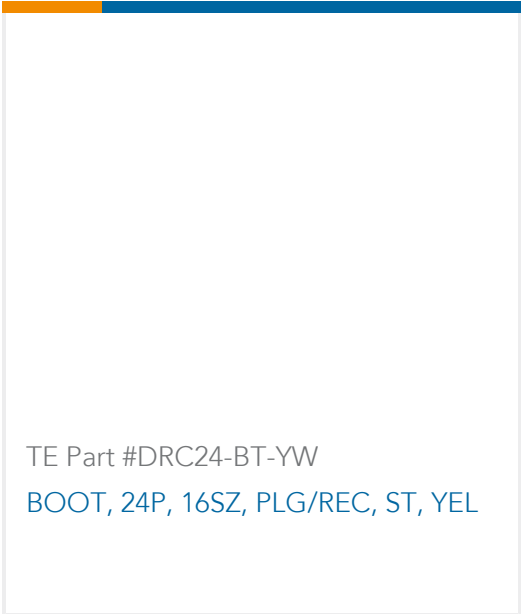
TE Part #NB33842001
TAK-SLEEVE-1/8-X-STK



TE Part #0513-010-4006
SEAL, INTF, 40P, BRN, DRC18



TE Part #122521-1
INTERLOCK SWITCH ASSEMBLY



TE Part #DRC24-BT-YW
BOOT, 24P, 16SZ, PLG/REC, ST, YEL

Documents

Product Drawings

PLG, 40P, BLK, N

English

CAD Files

3D PDF

3D

Customer View Model

ENG_CVM_CVM_DRC16-40S_F.2d_dxf.zip



English

Customer View Model

[ENG_CVM_CVM_DRC16-40S_F.3d_igs.zip](#)

English

Customer View Model

[ENG_CVM_CVM_DRC16-40S_F.3d_stp.zip](#)

English

By downloading the CAD file I accept and agree to the [Terms and Conditions](#) of use.

Datasheets & Catalog Pages

[ICT Terminals and Connectors Catalogue](#)

English

Product Specifications

[Application Specification](#)

English

Agency Approvals

[UL Report](#)

English