



Connectors > Automotive Connectors > Automotive Housings > DEUTSCH DT Receptacle Connectors



Connector System: **Wire-to-Wire**
Number of Positions: **8**
Connector & Housing Type: **Housing for Male Terminals**
Centerline (Pitch): **9.12 mm [.359 in]**
Sealable: **Yes**

[All DEUTSCH DT Receptacle Connectors \(241\)](#)

Features

Product Type Features

Mixed & Hybrid Connector	No
Connector Shape	Rectangular
Connector System	Wire-to-Wire
Connector & Housing Type	Housing for Male Terminals
Sealable	Yes
Connector & Contact Terminates To	Wire & Cable
Primary Locking Feature	Integrated in Housing

Configuration Features

Blank Cavity Position	0
Connector Modification	End Cap
Number of Positions	8
Number of Rows	2

Electrical Characteristics

Operating Voltage	250 VAC
Nominal Voltage Architecture	12 V, 24 V, 65 V

Body Features



Cable Exit Angle	180°
Primary Product Color	Green
Connector & Keying Code	C

Contact Features

Contact Size	Size 16
Contact Type	Pin
Mating Pin Diameter	1.59 mm[.063 in]
Contact Current Rating (Max)	13 A

Mechanical Attachment

Terminal Position Assurance	Yes
Strain Relief	Add By Accessory
Mating Alignment Type	Keyed
Mating Alignment	With
Connector Mounting Type	Cable Mount (Free-Hanging)

Housing Features

Housing Material	PA GF
Centerline (Pitch)	9.12 mm[.359 in]

Dimensions

Connector Height	23.88 mm[.94 in]
Product Width	36.45 mm[1.435 in]
Product Length	46.94 mm[1.848 in]
Row-to-Row Spacing	4.45 mm[.175 in]
Compatible Insulation Diameter Range	2.23 – 3.68 mm[.088 – .145 in]

Usage Conditions

Operating Temperature (Max)	125 °C[257 °F]
Operating Temperature Range	-55 – 125 °C[-67 – 257 °F]

Operation/Application

Circuit Application	Power & Signal
---------------------	----------------

Industry Standards

Degree of Protection	IP68, IP6K9K
Agency/Standard	SAE J2030
UL Flammability Rating	12mm Flame Test per Standard UL-94



Packaging Features

Packaging Quantity	300
Packaging Method	Box

Other

Serviceable	Yes
Connector Position Assurance Capable	No

Product Compliance

For compliance documentation, visit the product page on TE.com>


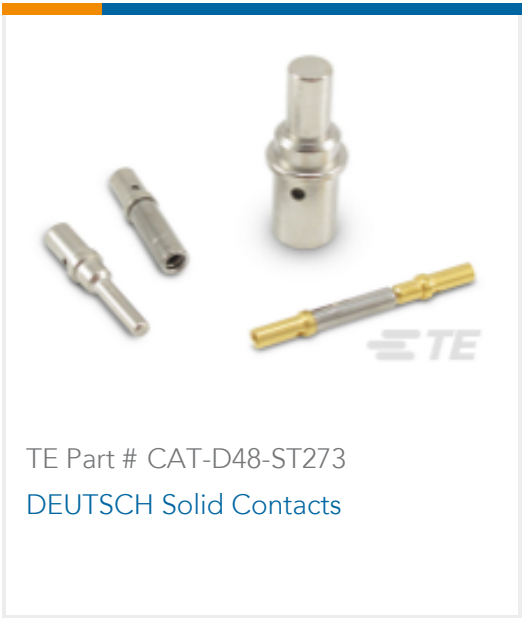







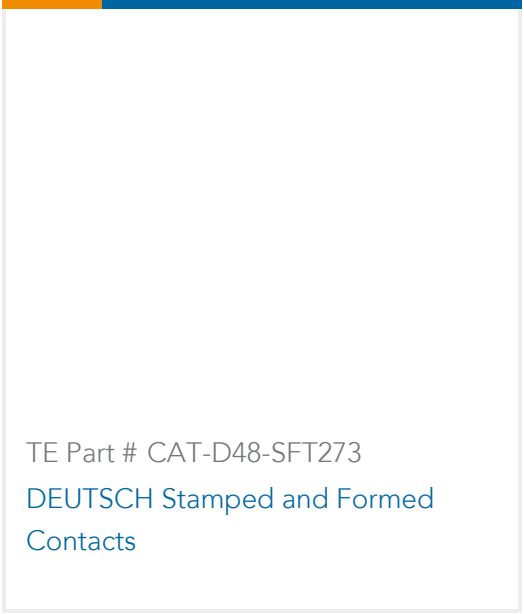
EU RoHS Directive 2011/65/EU	Compliant
EU ELV Directive 2000/53/EC	Compliant
China RoHS 2 Directive MIIT Order No 32, 2016	No Restricted Materials Above Threshold
EU REACH Regulation (EC) No. 1907/2006	Current ECHA Candidate List: JUNE 2023 (235) Candidate List Declared Against: JUNE 2023 (235) SVHC > Threshold: Octamethylcyclotetrasiloxane (D4) (.5% in Component Part) Dodecamethylcyclohexasiloxane (D6) (.5% in Component Part) Decamethylcyclopentasiloxane (D5) (.5% in Component Part) Article Safe Usage Statements: Wash thoroughly after handling. Recycle if possible and dispose of the article by following all applicable governmental regulations relevant to your geographic location.
Halogen Content	Not Low Halogen - contains Br or Cl > 900 ppm.
Solder Process Capability	Not reviewed for solder process capability

Product Compliance Disclaimer

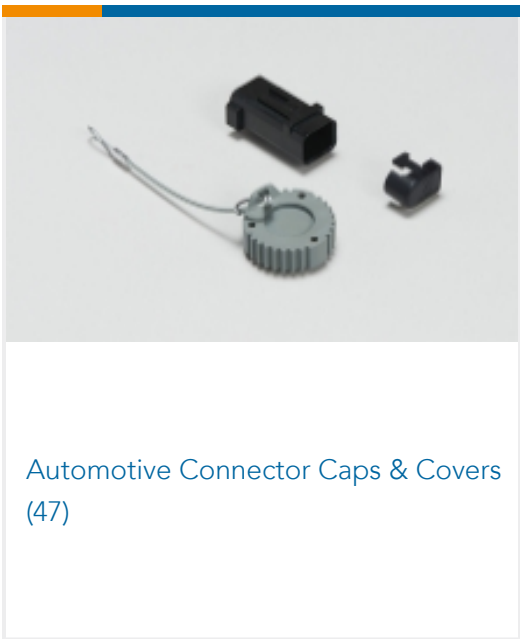
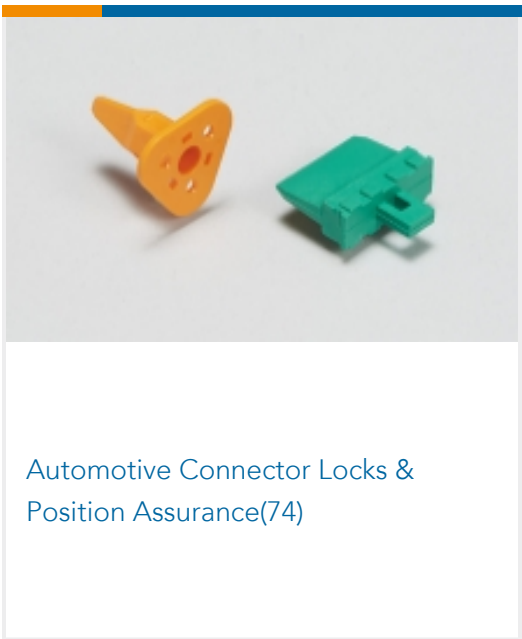
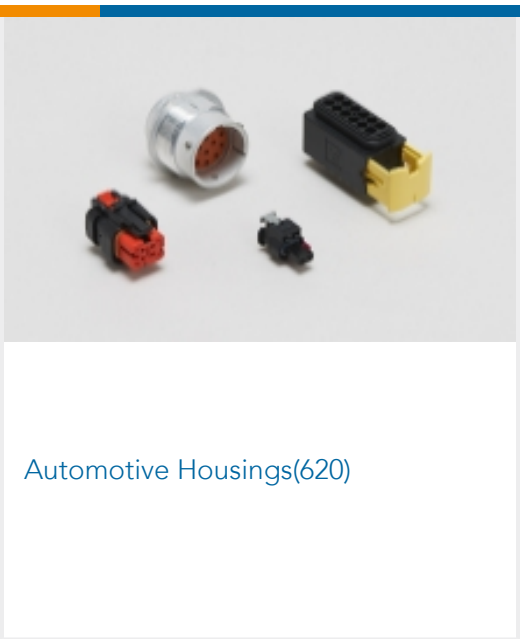


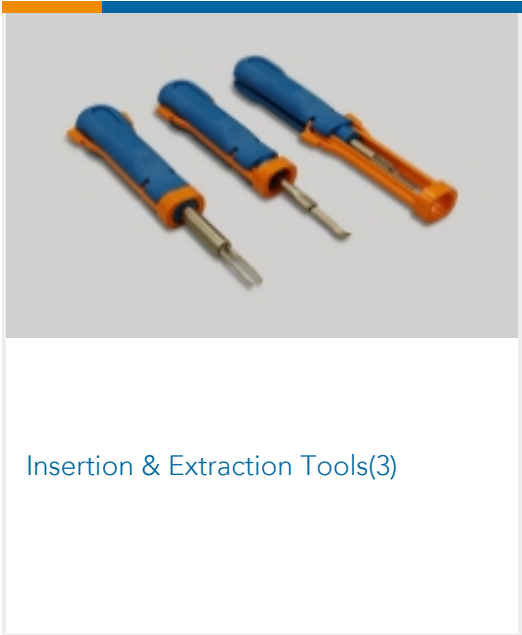


This information is provided based on reasonable inquiry of our suppliers and represents our current actual knowledge based on the information they provided. This information is subject to change. The part numbers that TE has identified as EU RoHS compliant have a maximum concentration of 0.1% by weight in homogenous materials for lead, hexavalent chromium, mercury, PBB, PBDE, DBP, BBP, DEHP, DIBP, and 0.01% for cadmium, or qualify for an exemption to these limits as defined in the Annexes of Directive 2011/65/EU (RoHS2). Finished electrical and electronic equipment products will be CE marked as required by Directive 2011/65/EU. Components may not be CE marked. Additionally, the part numbers that TE has identified as EU ELV compliant have a maximum concentration of 0.1% by weight in homogenous materials for lead, hexavalent chromium, and mercury, and 0.01% for cadmium, or qualify for an exemption to these limits as defined in the Annexes of Directive 2000/53/EC (ELV). Regarding the REACH Regulation, the information TE provides on SVHC in articles for this part number is based on the latest European Chemicals Agency (ECHA) ‘Guidance on requirements for substances in articles’ posted at this URL: <https://echa.europa.eu/guidance-documents/guidance-on-reach>



Compatible Parts

 <p>TE Part # CAT-D48-SP729 DEUTSCH Sealing Plugs</p>	 <p>TE Part # CAT-D48-ST273 DEUTSCH Solid Contacts</p>	 <p>TE Part # CAT-D487-M8649 DEUTSCH DT Mounting Clips</p>	 <p>TE Part # W8P WEDGE LOCK, 8P, REC, GRN, DT</p>
 <p>TE Part # CAT-J67-DSCC16 DEUTSCH Size 16 Crimp Contacts</p>	 <p>TE Part # CAT-J41-DDPC DEUTSCH DT Plug Connectors</p>	 <p>TE Part # DT-RT1 EXT TOOL, FRONT RELEASE</p>	 <p>TE Part # 2300908-1 0460-003-16329, PIN, SOLID, 20-24AWG, AU</p>
 <p>TE Part # CAT-D487-CH8172 DEUTSCH DT Series Housings & Connectors</p>	 <p>TE Part # CAT-D48-SFT273 DEUTSCH Stamped and Formed Contacts</p>		

Also in the Series | DEUTSCH DT

 <p>Automotive Connector Caps & Covers (47)</p>	 <p>Automotive Connector Locks & Position Assurance(74)</p>	 <p>Automotive Housings(620)</p>	 <p>Connector Backshells(58)</p>
 <p>Connector Seals & Cavity Plugs(6)</p>	 <p>Insertion & Extraction Tools(3)</p>	 <p>Other Automotive Connector Accessories(27)</p>	 <p>PCB Headers & Receptacles(103)</p>



Customers Also Bought

TE Part #HD34-18-14SE
REC, 14P, AL, E, 16, S

TE Part #DT04-12PA-BE02
DEUTSCH DT Receptacle Connectors

TE Part #DT06-08SB-EP06
DEUTSCH DT Plug Connectors

TE Part #1-174360-1
E-J MK-2 CAP HSG 3P NATURAL

TE Part #900324-4
070 RUBBER PLUG S

Documents

Product Drawings

REC, 8P, GRN, N, CAP, C

English

REC, 8P, GRN, N, CAP, C

English

CAD Files

3D PDF

3D

Customer View Model

ENG_CVM_CVM_DT04-08PC-E003_A.2d_dxf.zip

English

Customer View Model

ENG_CVM_CVM_DT04-08PC-E003_A.3d_igs.zip

English

Customer View Model

ENG_CVM_CVM_DT04-08PC-E003_A.3d_stp.zip

English

By downloading the CAD file I accept and agree to the [Terms and Conditions](#) of use.

Datasheets & Catalog Pages

ICT Terminals and Connectors Catalogue

English

CONNECTOR SELECTOR

English



[Product Specifications](#)

[Application Specification](#)

English

[Agency Approvals](#)

[UL Report](#)

English