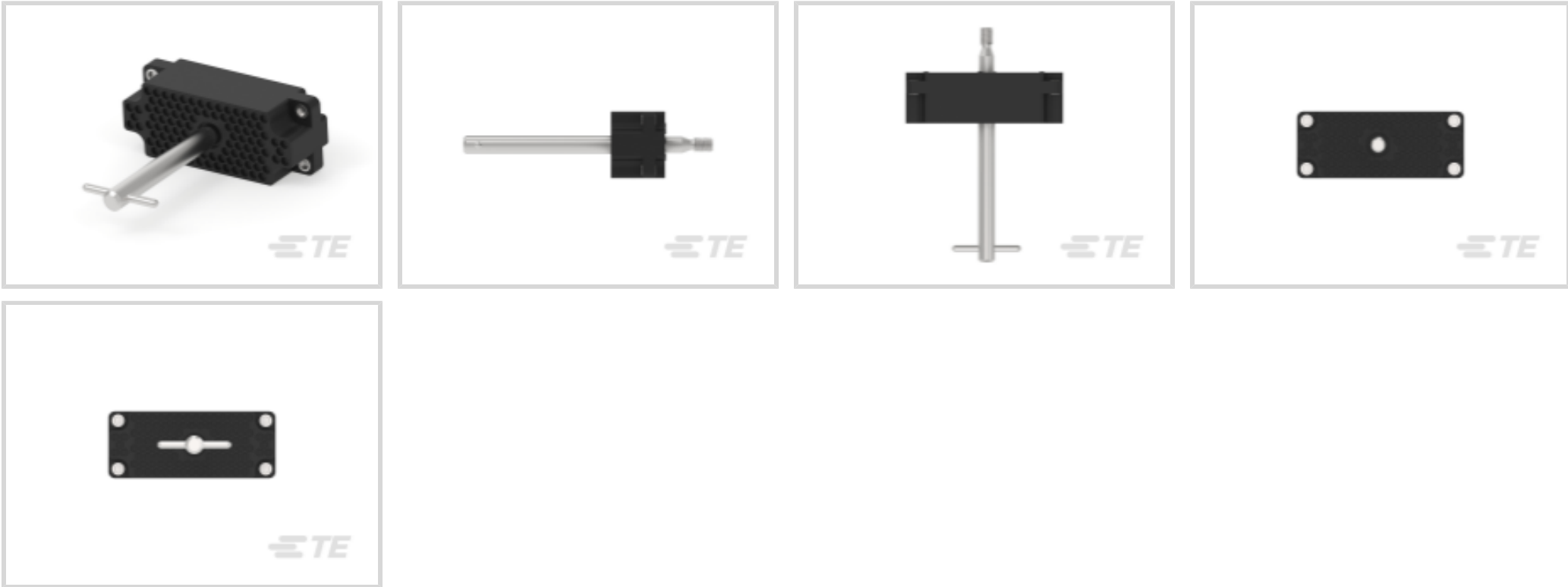




Connectors > Power Connectors > Rectangular Power > Rectangular Power Connectors



Rectangular Power Connector Type: **Housing**

Connector & Housing Type: **Plug**

Connector System: **Cable-to-Cable, Cable-to-Panel**

Number of Positions: **104**

Centerline (Pitch): **3.81 mm [.15 in]**

Features

Product Type Features

Rectangular Power Connector Type	Housing
Connector & Housing Type	Plug
Connector System	Cable-to-Cable, Cable-to-Panel
Sealable	No
Connector & Contact Terminates To	Wire & Cable

Configuration Features

Number of Positions	104
Number of Power Positions	104
Number of Signal Positions	104
Number of Rows	8

Electrical Characteristics

Operating Voltage	250 VDC
-------------------	---------

Contact Features

Contact Current Rating (Max)	13 A
------------------------------	------



Contact Retention Within Housing	With
Contact Type	Pin

Termination Features

Termination Method to Wire & Cable	Crimp
------------------------------------	-------

Mechanical Attachment

Strain Relief	Without
Panel Mount Feature	With
Panel Mount Feature Type	Screw Mount
Connector Mounting Type	Panel Mount

Housing Features

Centerline (Pitch)	3.81 mm[.15 in]
Housing Color	Black
Housing Material	Phenolic GF

Dimensions

Connector Height	71.88 mm[2.83 in]
Product Width	28.7 mm[1.13 in]
Product Length	107.37 mm[4.227 in]
Wire Size	.05 – 2 mm ²
Row-to-Row Spacing	3.3 mm[.13 in]

Usage Conditions

Operating Temperature Range	-55 – 150 °C[-67 – 302 °F]
-----------------------------	----------------------------

Operation/Application

Circuit Application	Power & Signal
---------------------	----------------

Industry Standards

UL Flammability Rating	UL 94V-0
Glow Wire Rating	Standard Part - Not Glow Wire

Packaging Features

Packaging Quantity	1
Packaging Method	Carton

Product Compliance

For compliance documentation, visit the product page on [TE.com](#)>




EU RoHS Directive 2011/65/EU	Compliant
EU ELV Directive 2000/53/EC	Compliant
China RoHS 2 Directive MIIT Order No 32, 2016	No Restricted Materials Above Threshold
EU REACH Regulation (EC) No. 1907/2006	Current ECHA Candidate List: JUNE 2023 (235) Candidate List Declared Against: JAN 2022 (223) Does not contain REACH SVHC
Halogen Content	Low Halogen - Br, Cl, F, I < 900 ppm per homogenous material. Also BFR/CFR/PVC Free
Solder Process Capability	Not applicable for solder process capability


Product Compliance Disclaimer

This information is provided based on reasonable inquiry of our suppliers and represents our current actual knowledge based on the information they provided. This information is subject to change. The part numbers that TE has identified as EU RoHS compliant have a maximum concentration of 0.1% by weight in homogenous materials for lead, hexavalent chromium, mercury, PBB, PBDE, DBP, BBP, DEHP, DIBP, and 0.01% for cadmium, or qualify for an exemption to these limits as defined in the Annexes of Directive 2011/65/EU (RoHS2). Finished electrical and electronic equipment products will be CE marked as required by Directive 2011/65/EU. Components may not be CE marked. Additionally, the part numbers that TE has identified as EU ELV compliant have a maximum concentration of 0.1% by weight in homogenous materials for lead, hexavalent chromium, and mercury, and 0.01% for cadmium, or qualify for an exemption to these limits as defined in the Annexes of Directive 2000/53/EC (ELV). Regarding the REACH Regulation, the information TE provides on SVHC in articles for this part number is based on the latest European Chemicals Agency (ECHA) 'Guidance on requirements for substances in articles' posted at this URL: <https://echa.europa.eu/guidance-documents/guidance-on-reach>


Compatible Parts




TE Part # 201532-4
RECEPT BLOCK, 104 POSN, M SERIES



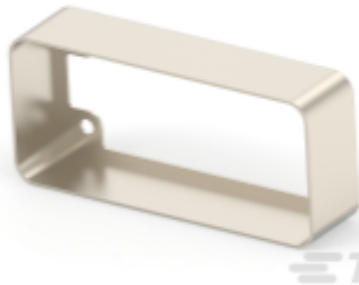
TE Part # 201692-9
CNTR FASTENER PLUG BLOCK, 104P




TE Part # 1-201692-7
CNTR FASTENER PLUG BLOCK, 104P




TE Part # 1-201692-9
CTR. FASTENER PLUG BLOCK-104



TE Part # 202119-2
PIN HOOD



TE Part # 202110-1
104 UNASSM KIT, M SERIES



TE Part # 202169-1
M-SERIES HALF SHIELD KIT



Also in the Series

AMP M Series

Board-to-Board Jumpers & Shunts(7)

Rack & Panel Connectors(1)

Rectangular Connector Hardware(51)

Rectangular Power Connectors(66)

Standard Edge Connectors(2)

Customers Also Bought

TE Part #206438-2
CPC RECPT ASSEMBLY SIZE 23-57

TE Part #745255-2
SPRING LATCH 2/BAG

TE Part #745286-2
LATCHING BLOCK

TE Part #202173-7
104 CTR. FASTNR. GUIDE PIN ASY

TE Part #1419111-3
20C228=SPRING,HOLD-DOWN,KUP,.0

TE Part #1393143-1
27E043=SOCKET,KU,11,SLG,NYL,N

TE Part #1393143-8
27E125=SOCKET,R10,10,SLG,PHE

TE Part #3-1393159-5
20C249=SPRING,HOLD-DOWN,R10,.0

Documents

- CAD Files
- 3D PDF
- English
- Customer View Model
- ENG_CVM_201692-4_AN.2d_dxf.zip
- English



Customer View Model

[ENG_CVM_201692-4_AN.3d_igs.zip](#)

English

Customer View Model

[ENG_CVM_201692-4_AN.3d_stp.zip](#)

English

Customer View Model

[ENG_CVM_CVM_201692-4_AY.3d_igs.zip](#)

English

Customer View Model

[ENG_CVM_CVM_201692-4_AY.3d_stp.zip](#)

English

Customer View Model

[ENG_CVM_CVM_201692-4_AY.2d_dxf.zip](#)

English

3D PDF

3D

By downloading the CAD file I accept and agree to the [Terms and Conditions](#) of use.

Datasheets & Catalog Pages

[M_SERIES_PIN_AND_SOCKET_CONNECTORS](#)

English

Instruction Sheets

[Instruction Sheet \(U.S.\)](#)

English

[M Series 104-Position Plug & Receptacle Connectors w/Center Fasteners](#)

English

Agency Approvals

[Agency Approval Document](#)

English