

Series  
**45**  
*Catalogue*

[www.eao.com](http://www.eao.com)



# Expert manufacturers. *EAO creates possibilities. Since 1947.*



**Founding year:** 1947

**Number of employees:** 600

**Headquarters:** Olten, Switzerland

**Manufacturing Companies:** Switzerland,  
Germany, North America, China

**Sales Companies:** 10

**Distribution countries:** 50

**Core markets:** Transportation, Automotive,  
Heavy Duty & Special Vehicles, Machinery

EAO AG, a Swiss, family-owned company founded in 1947, has developed into one of the world's leading manufacturers of high-quality industrial switches, complete custom HMI panels and interface systems, and specialised automotive switch systems.

Efficient and modern development processes, effective global supply chains and skilled project and consultation management represent additional services that we offer our customers and business partners around the world.

## **Your solution-focused expert and partner**

We do much more than just manufacture individual control elements. As a solution-focused partner, we provide the option of technically and mechanically customizing existing HMI Components in line with our customers' individual requirements. From simple control elements through to sophisticated HMI Systems, from serial production through to installation – we offer the entire range of HMI services and inspire the confidence of our customers.

# Customer Oriented.

*More than an expert, a partner.*



Being close to customers and able to offer a comprehensive range of services are fundamental to our success and at the core of our corporate policy.

EAO's production sites in Switzerland, Germany, North America and China combine volume production, development, research, and logistics. In addition to these centres of competence, EAO has 10 sales companies around the world at its disposal.

Thanks to this comprehensive network and our 50 distribution companies in the major industrialized countries, EAO is represented wherever interactions between humans and machines play key roles.




# Control. *For every application.*

## Operator Device

Actuators and indicators for controlling specific and basic machine functions.

## Handheld Control Unit

HMI solutions for mobile control units.





Regardless of the industrial demands placed on our HMI Components and Systems, reliability, longevity, intuitive operation and safety are always at the heart of our products and solutions. Our aim is to provide control over these processes and to afford machine operators the greatest possible level of protection at all times.

### Main Operator Panel

*HMI Components and Systems for main control units for the overall control of machinery.*



# New Complete Product Selector.

*OBS.EAO.COM*

EAO simplifies the customer experience.

EAO proudly announces its Complete Product Selector which has been designed to “simplify the customer experience” and provide 24/7 access to the new Series 45 product line.

- Easy part number selection
- New globally recognized “complete part number” system
- Streamlined interactive 3-D viewer and library of online tools
- Immediate access to available inventory and outlets

Customers will have an immediate and efficient connection to a library of complete part numbers that will allow them to dynamically search pre-configured kits. Utilizing an “Omni-channel” approach, users will experience an identical experience on both the desktop and mobile website.

Visit our website: [obs.eao.com](http://obs.eao.com)

## Related documents

Find out more about our innovative, intuitive and reliable HMI Products and Solutions.



Machinery  
Brochure



Series 45  
Main catalogue



Series 61  
Brochure



Series 71  
Brochure



Series 82  
Brochure



Series 84  
Brochure



# Series 45.

*Modular, aesthetic and robust in use.*

---

## Innovative and comprehensive

### *Series 45*

EAO's Series 45 unites an extremely broad range of machine operating functions with outstanding technical properties. Penetration by dust and liquids is prevented even under the most adverse conditions.

### **Robust industrial control system**

Resistant to aggressive cleaning agents, oils, dyes and other chemical substances, the actuators and indicators of the new Series 45 work perfectly each and every time. Our HMIs literally keep their cool in the face of high humidity and extreme fluctuations in temperature. Functionality is preserved even when the control units are subjected to dust or water at high pressures (IP69K). Series 45 is ideal for use in the most adverse conditions.

### **High level of modularity**

Their modular construction ensures that our HMI Components all operate smoothly with each other. They are straightforward to install and can also be integrated easily into decentralised systems.

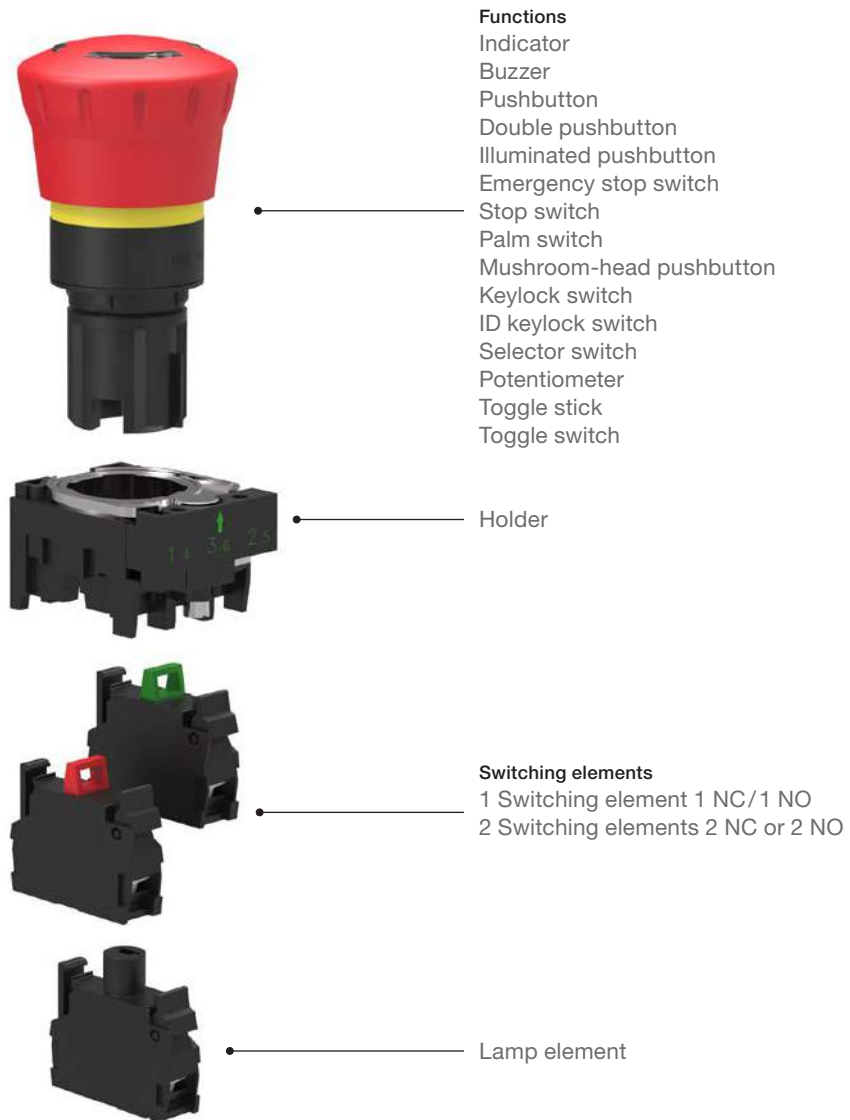
### **Full functionality**

Every conceivable HMI function can be performed by products from Series 45. Pushbuttons, illuminated pushbuttons, indicators, selector switches, keylock switches, toggle sticks and emergency stop switches are capable of handling all major functions.

### **Major benefits**

- Comprehensive Series
- Easy to use, modular construction and rapid assembly without special tools
- Rugged in use; IP69K front protection and metal models
- Modern design thanks to flush mounting, attractive illumination and metallic or plastic appearance
- Low energy consumption thanks to LEDs
- Long service life (up to 10 million switching cycles)

## Product structure of Series 45.





<b>Overview</b>	
<b>Numbering structure</b>	<b>10</b>
<b>Flush design</b>	
Indicator	22
Pushbutton	25
Illuminated pushbutton	27
Keylock switch	29
Selector switch	30
<b>Raised design</b>	
Indicator	38
Buzzer	44
Pushbutton	45
Illuminated pushbutton	56
Double pushbutton	64
Double pushbutton illuminated	66
Emergency stop switch	68
Emergency stop switch illuminated	70
Stop switch	72
Palm switch	74
Mushroom-head pushbutton	75
Keylock switch	94
ID keylock switch	98
Selector switch	99
Potentiometer	116
Toggle stick	118
Toggle switch	121
<b>Accessories</b>	<b>122</b>
<b>Drawings</b>	<b>158</b>
<b>Technical data</b>	<b>167</b>
<b>Marking</b>	<b>178</b>
<b>Application guidelines</b>	<b>185</b>
<b>Index</b>	<b>186</b>

# 45 Numbering structure

## Indicator

45 - 2 T XX . X X X 0 . 0 0 0

### Actuator

T = Indicator

### Function

00 = Full face illumination

07 = Front illumination

### Material

1 = Plastic

2 = Metal

3 = Metal/plastic

4 = Metal/matt

### Shape of handle or front bezel

F = flush

0 = raised

### Colour

E = red transparent

F = amber transparent

G = yellow transparent

H = green transparent

J = blue transparent

K = colourless transparent

N = white transparent

## Buzzer

45 - 2 H 00 . X 0 1 X . 0 0 0

### Actuator

H = Buzzer

### Material

1 = Plastic

2 = Metal

### Operating voltage

6 = 24 VAC/DC

7 = 110 VAC

8 = 230 VAC



# 45 Numbering structure

## Pushbutton

45 - 2 1 XX . X X X 0 . 0 0 0

### Actuator

1 = Pushbutton

### Function

31 = 2 positions, momentary

34 = 2 positions, Maintained, push to release

### Material

1 = Plastic

2 = Metal

3 = Metal/plastic

4 = Metal/matt

### Shape of handle or front bezel

1 = raised/lens level with front bezel

2 = raised/lens raised above front bezel

3 = raised/lens lower than front bezel

4 = raised/lens lower than front bezel, with castellations

F = flush

### Colour

1 = black

2 = red

4 = yellow

5 = green

6 = blue

8 = grey

9 = white

K = clear transparent

## Double pushbutton, Double pushbutton illuminated

45 - 2 X XX . X X X 0 . 0 0 0

### Actuator

J = Double pushbutton

K = Double pushbutton illuminated

### Function

31 = 2 positions, momentary

### Material

1 = Plastic

2 = Metal

3 = Metal / plastic

### Shape of handle

5 = 2 lenses level with front bezel

6 = lens level with front bezel/ lens level raised above front bezel

### Colour

T = green/red

V = white/black

# 45 Numbering structure

## Illuminated pushbutton

45 - 2 2 XX . X X X 0 . 0 0 0

Actuator									
2 = Illuminated pushbutton									
<b>Function</b>									
31 = 2 positions, momentary									
34 = 2 positions, Maintained, push to release									
<b>Material</b>									
1 = Plastic									
2 = Metal									
3 = Metal/plastic									
4 = Metal/matt									
<b>Shape of handle or front bezel</b>									
1 = raised/lens level with front bezel									
2 = raised/lens raised above front bezel									
4 = raised/lens lower than front bezel, with castellations									
F = flush									
<b>Colour</b>									
E = red transparent									
F = amber transparent									
G = yellow transparent									
H = green transparent									
J = blue transparent									
K = colourless transparent									
N = white transparent									



## Emergency stop switch

45 - 2 X XX . X X X 0 . 0 0 0

### Actuator

C = Emergency stop switch

D = Emergency stop switch, illuminated

### Function

35 = Key to release

36 = Twist to release

37 = Pull to release

### Material

1 = Plastic

2 = Metal

### Shape of handle or front bezel

8 = Diameter 30 mm

9 = Diameter 40 mm

A = Diameter 60 mm

### Colour

2 = red

# 45 Numbering structure

## Stop switch

45 - 2 7 XX . X X X 0 . 0 0 0

### Actuator

7 = Stop switch

### Function

36 = Twist to release

### Material

1 = Plastic

2 = Metal

### Shape of handle or front bezel

9 = Diameter 40 mm

### Colour

1 = black

## Palm switch

45 - 4 8 X . X 8 1 0

### Actuator

8 = Palm switch

### Function

1 = Momentary

2 = Maintained

### Material

1 = Plastic

2 = Metal



# 45 Numbering structure

## Mushroom-head pushbutton

45 - 2 X XX . X X X 0 . 0 0 0

### Actuator

5 = Mushroom-head pushbutton

6 = Mushroom-head pushbutton, illuminated

### Function

30 = 2 positions, Maintained, pull release

31 = 2 positions, momentary

32 = 3 positions, Maintained/momentary, pull release

### Material

1 = Plastic

2 = Metal

3 = Metal/plastic

### Shape of handle or front bezel

8 = Diameter 30 mm

9 = Diameter 40 mm

A = Diameter 60 mm

### Colour

1 = black

2 = red

4 = yellow

5 = green

## Keylock switch

45 - 2 9 XX . X X 0 0 . X X X

### Actuator

9 = Keylock switch

### Function

0C = 3 positions, maintained, key remove L/R

0D = 3 positions, maintained, key remove L

0F = 3 positions, maintained, key remove L/C/R

0G = 3 positions, maintained, key remove L/C

0H = 2 positions, maintained, key remove L/R

0J = 2 positions, maintained, key remove L

0K = 2 positions, momentary, key remove L

0Z = 3 positions, momentary, key remove C

11 = 3 positions, momentary/maintained, key remove C

17 = 3 positions, maintained, key remove R

22 = 3 positions, maintained/momentary, key remove C

24 = 3 positions, maintained, key remove C

25 = 2 positions, maintained, key remove R

### Material

1 = Plastic

2 = Metal

3 = Metal/plastic

4 = Metal/matt

### Shape of handle or front bezel

F = flush

0 = raised

### Lock System

1 = RONIS

### Key

1 = T254

### Angle

1 = 90° (V-Pos)

3 = 2x45° (V-Pos)

6 = 45° (0-Pos.12 o'clock)

# 45 Numbering structure

## Selector switch

45 - 2 8 XX . X X X 0 . 0 0 X

### Actuator

8 = Selector switch

### Function

0S = 3 positions, momentary

0X = 3 positions, momentary L, Maintained R

16 = 3 positions, momentary R, Maintained L

19 = 3 positions, Maintained

28 = 2 positions, Maintained

44 = 2 positions, momentary

45 = 4 positions, Maintained, (0-Position 15 h/18 h/21 h/12 h)

### Material

1 = Plastic

2 = Metal

3 = Metal/plastic

4 = Metal/matt

### Shape of handle or front bezel

C = short lever

D = long lever

E = round lever

### Colour

2 = red

4 = yellow

5 = green

6 = blue

9 = white

### Angle

1 = 90° (V-Pos)

2 = 4x90°

3 = 2x45° (V-Pos)

6 = 45° (0-Pos.12 o'clock)

## Potentiometer

45 - 2 P XX . X X X 0 . 0 0 0

### Actuator

P = Potentiometer

### Function

01 = 100kOhm

02 = 10kOhm

03 = 1kOhm

04 = 4.7kOhm

05 = 470kOhm

06 = 47kOhm

### Material

1 = Plastic

2 = Metal

### Shape of handle or front bezel

E = round lever

### Colour

1 = black

# 45 Numbering structure

## Toggle stick

45 - 2 F XX . X X X 0 . 0 0 0

### Actuator

F = Toggle stick

### Function

0T = 2 positions, momentary, L/R

0V = 4 positions, momentary, L/R/U/D

13 = 2 positions, momentary, L/R, lockable C

14 = 4 positions, momentary, L/R/U/D, lockable C

20 = 2 positions, maintained, L/R

21 = 4 positions, maintained, L/R/U/D

26 = 2 positions, maintained, L/R, lockable C

27 = 4 positions, maintained, L/R/U/D, lockable C

38 = 2 positions, momentary U/D

40 = 2 positions, momentary, U/D, lockable C

41 = 2 positions, maintained, U/D

43 = 2 positions, maintained, U/D, lockable

### Material

1 = Plastic

2 = Metal

3 = Metal/plastic

### Colour

1 = black

## Toggle switch

45 - 2 N XX . X 0 1 0 . 0 0 0

### Actuator

N = Toggle switch

### Funktion

39 = 2 positions, momentary

42 = 2 positions, maintained

### Material

1 = Plastic

2 = Metal

3 = Metal/plastic

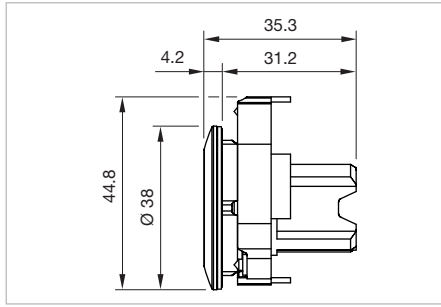


# 45 Flush design

Indicator, IP66, IP67, IP69K



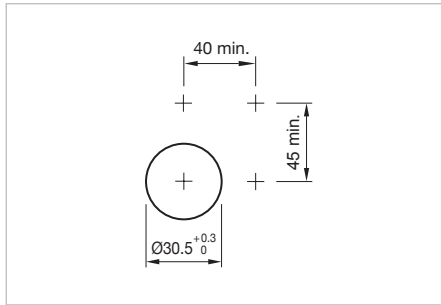
Product can differ from the current configuration.



Dimensions [mm]

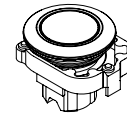
### Additional Information

- Mounting depth incl. front plate, see chapter «drawings»
- Front panel thickness 1 ... 6 mm

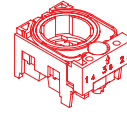


Mounting cut-outs [mm]

### Equipment consisting of (schematic overview)

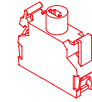


**Actuator**



**Holder**

page 140








**Illumination element**

page 146

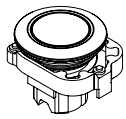
Each Part Number listed below includes all the black components shown in the 3D-drawing.

*To obtain a complete unit, please select the red components from the pages shown.*

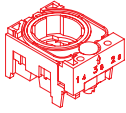
LED colour	Front bezel	Lens cap	Part No.	Weight
 <p><b>Indicator actuator, Front dimension Ø 38 mm</b></p>				
red	Metal sandgrey	Plastic red	<b>45-2T07.4FE0.000</b>	0,048 kg
 <p><b>Indicator actuator, Front dimension Ø 38 mm</b></p>				
yellow	Metal sandgrey	Plastic yellow	<b>45-2T07.4FG0.000</b>	0,048 kg
 <p><b>Indicator actuator, Front dimension Ø 38 mm</b></p>				
green	Metal sandgrey	Plastic green	<b>45-2T07.4FH0.000</b>	0,048 kg
 <p><b>Indicator actuator, Front dimension Ø 38 mm</b></p>				
blue	Metal sandgrey	Plastic blue	<b>45-2T07.4FJ0.000</b>	0,048 kg
 <p><b>Indicator actuator, Front dimension Ø 38 mm</b></p>				
white	Metal sandgrey	Plastic colourless	<b>45-2T07.4FK0.000</b>	0,048 kg

## Pushbutton, IP66, IP67, IP69K

### Equipment consisting of (schematic overview)

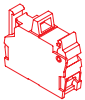


Actuator



Holder

page 140

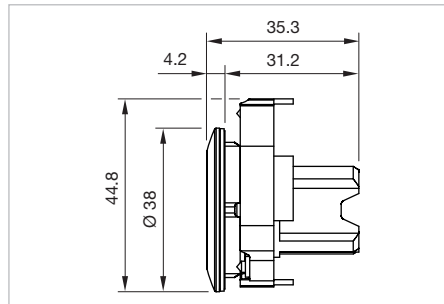


Switching element

page 142

Each Part Number listed below includes all the black components shown in the 3D-drawing.

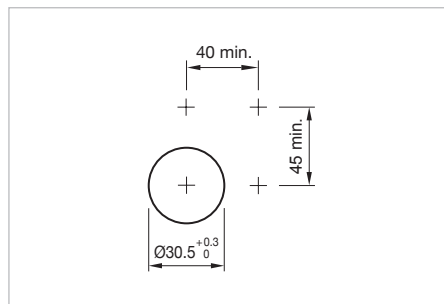
To obtain a complete unit, please select the red components from the pages shown.



Dimensions [mm]



Product can differ from the current configuration.










Mounting cut-outs [mm]

### Additional Information

- Mounting depth incl. front plate, see chapter «drawings»
- Front panel thickness 1 ... 6 mm

Front bezel	Lens	Switching system	Switching action	Part No.	Wiring diagram	Weight
	<b>Pushbutton actuator, Momentary, Front dimension Ø 38 mm</b>					
Metal sandgrey	Plastic black	Slow-make switching element	Momentary	<b>45-2131.4F10.000</b>	1	0,048 kg
	<b>Pushbutton actuator, Momentary, Front dimension Ø 38 mm</b>					
Metal sandgrey	Plastic red	Slow-make switching element	Momentary	<b>45-2131.4F20.000</b>	1	0,048 kg
	<b>Pushbutton actuator, Momentary, Front dimension Ø 38 mm</b>					
Metal sandgrey	Plastic yellow	Slow-make switching element	Momentary	<b>45-2131.4F40.000</b>	1	0,048 kg
	<b>Pushbutton actuator, Momentary, Front dimension Ø 38 mm</b>					
Metal sandgrey	Plastic green	Slow-make switching element	Momentary	<b>45-2131.4F50.000</b>	1	0,048 kg
	<b>Pushbutton actuator, Momentary, Front dimension Ø 38 mm</b>					
Metal sandgrey	Plastic blue	Slow-make switching element	Momentary	<b>45-2131.4F60.000</b>	1	0,048 kg

# 45 Flush design

Front bezel	Lens	Switching system	Switching action	Part No.	Wiring diagram	Weight
	<b>Pushbutton actuator, Momentary, Front dimension Ø 38 mm</b>					
Metal sandgrey	Plastic white	Slow-make switching element	Momentary	<b>45-2131.4F90.000</b>	1	0,048 kg
	<b>Pushbutton actuator, Maintained, Front dimension Ø 38 mm</b>					
Metal sandgrey	Plastic black	Slow-make switching element	Maintained	<b>45-2134.4F10.000</b>	2	0,048 kg
	<b>Pushbutton actuator, Maintained, Front dimension Ø 38 mm</b>					
Metal sandgrey	Plastic red	Slow-make switching element	Maintained	<b>45-2134.4F20.000</b>	2	0,048 kg
	<b>Pushbutton actuator, Maintained, Front dimension Ø 38 mm</b>					
Metal sandgrey	Plastic yellow	Slow-make switching element	Maintained	<b>45-2134.4F40.000</b>	2	0,048 kg
	<b>Pushbutton actuator, Maintained, Front dimension Ø 38 mm</b>					
Metal sandgrey	Plastic green	Slow-make switching element	Maintained	<b>45-2134.4F50.000</b>	2	0,048 kg
	<b>Pushbutton actuator, Maintained, Front dimension Ø 38 mm</b>					
Metal sandgrey	Plastic blue	Slow-make switching element	Maintained	<b>45-2134.4F60.000</b>	2	0,048 kg
	<b>Pushbutton actuator, Maintained, Front dimension Ø 38 mm</b>					
Metal sandgrey	Plastic white	Slow-make switching element	Maintained	<b>45-2134.4F90.000</b>	2	0,048 kg

E---

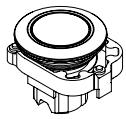
Wiring diagram 1

E~--

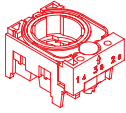
Wiring diagram 2

Illuminated pushbutton, IP66, IP67, IP69K

Equipment consisting of (schematic overview)

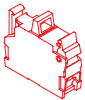


Actuator



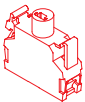
Holder

page 140



Switching element

page 142

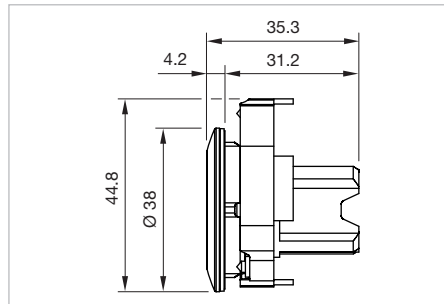


Illumination element

page 146

Each Part Number listed below includes all the black components shown in the 3D-drawing.

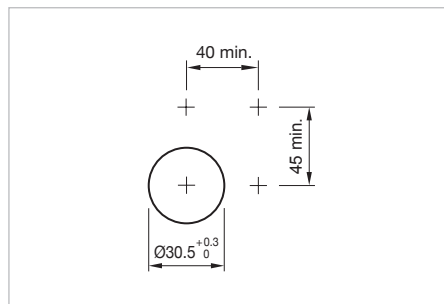
To obtain a complete unit, please select the red components from the pages shown.



Dimensions [mm]








Product can differ from the current configuration.








Mounting cut-outs [mm]

Additional Information

- Mounting depth incl. front plate, see chapter «drawings»
- Front panel thickness 1 ... 6 mm

LED colour	Front bezel	Lens	Switching system	Switching action	Part No.	Wiring diagram	Weight
 <p><b>Illuminated pushbutton actuator, Momentary, Front dimension Ø 38 mm</b></p>							
red	Metal sandgrey	Plastic red transparent	Slow-make switching element	Momentary	<b>45-2231.4FE0.000</b>	1	0,048 kg
 <p><b>Illuminated pushbutton actuator, Momentary, Front dimension Ø 38 mm</b></p>							
yellow	Metal sandgrey	Plastic yellow transparent	Slow-make switching element	Momentary	<b>45-2231.4FG0.000</b>	1	0,048 kg
 <p><b>Illuminated pushbutton actuator, Momentary, Front dimension Ø 38 mm</b></p>							
green	Metal sandgrey	Plastic green transparent	Slow-make switching element	Momentary	<b>45-2231.4FH0.000</b>	1	0,048 kg
 <p><b>Illuminated pushbutton actuator, Momentary, Front dimension Ø 38 mm</b></p>							
blue	Metal sandgrey	Plastic blue transparent	Slow-make switching element	Momentary	<b>45-2231.4FJ0.000</b>	1	0,048 kg
 <p><b>Illuminated pushbutton actuator, Momentary, Front dimension Ø 38 mm</b></p>							
white	Metal sandgrey	Plastic colourless transparent	Slow-make switching element	Momentary	<b>45-2231.4FK0.000</b>	1	0,048 kg

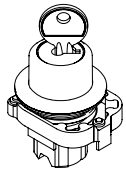
# 45 Flush design

LED colour	Front bezel	Lens	Switching system	Switching action	Part No.	Wiring diagram	Weight
 <p><b>Illuminated pushbutton actuator, Maintained, Front dimension Ø 38 mm</b></p>							
red	Metal sandgrey	Plastic red transparent	Slow-make switching element	Maintained	<b>45-2234.4FE0.000</b>	2	0,048 kg
 <p><b>Illuminated pushbutton actuator, Maintained, Front dimension Ø 38 mm</b></p>							
yellow	Metal sandgrey	Plastic yellow transparent	Slow-make switching element	Maintained	<b>45-2234.4FG0.000</b>	2	0,048 kg
 <p><b>Illuminated pushbutton actuator, Maintained, Front dimension Ø 38 mm</b></p>							
green	Metal sandgrey	Plastic green transparent	Slow-make switching element	Maintained	<b>45-2234.4FH0.000</b>	2	0,048 kg
 <p><b>Illuminated pushbutton actuator, Maintained, Front dimension Ø 38 mm</b></p>							
blue	Metal sandgrey	Plastic blue transparent	Slow-make switching element	Maintained	<b>45-2234.4FJ0.000</b>	2	0,048 kg
 <p><b>Illuminated pushbutton actuator, Maintained, Front dimension Ø 38 mm</b></p>							
white	Metal sandgrey	Plastic colourless transparent	Slow-make switching element	Maintained	<b>45-2234.4FK0.000</b>	2	0,048 kg

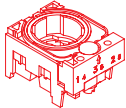
E---	E~--
Wiring diagram 1	Wiring diagram 2

## Keylock switch 2 and 3 positions, IP66, IP67, IP69K

### Equipment consisting of (schematic overview)

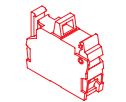


Actuator



Holder

page 140

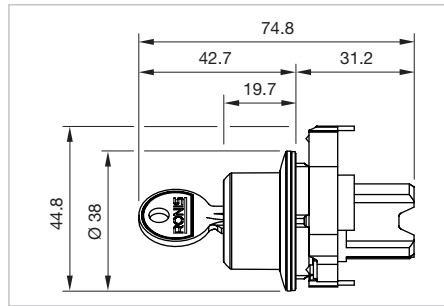


Switching element

page 142

Each Part Number listed below includes all the black components shown in the 3D-drawing.

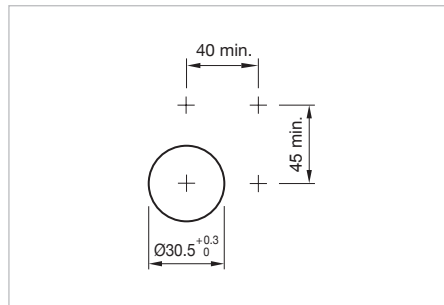
To obtain a complete unit, please select the red components from the pages shown.



Dimensions [mm]



Product can differ from the current configuration.



Mounting cut-outs [mm]

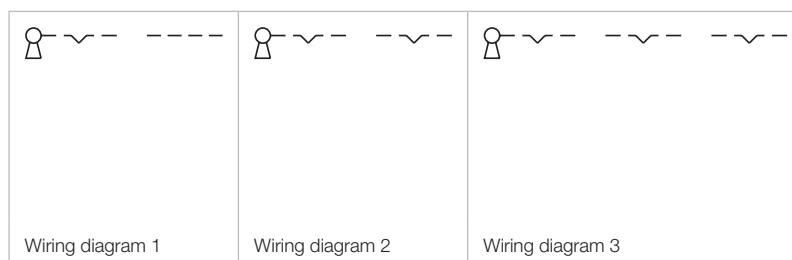
### Additional Information

- Mounting depth incl. front plate, see chapter «drawings»
- Front panel thickness 1 ... 6 mm
- The standard lock: RONIS, T254
- Two keys are supplied with each key lock switch



Switching positions (A = Rest, B = Momentary, C = Maintained)

Front bezel	Switching action	Switching angle	Part No.	Wiring diagram	Weight
<p><b>Keylock switch 2 positions, Front dimension Ø 38 mm</b></p>					
Metal sandgrey	Rest(a) - Momentary	45° right	<b>45-290J.4F00.116</b>	1	0,090 kg
Metal sandgrey	Rest(a) - Maintained(a)	90° right	<b>45-290H.4F00.111</b>	2	0,090 kg
Metal sandgrey	Rest - Maintained(a)	90° right	<b>45-290J.4F00.111</b>	2	0,090 kg
<p><b>Keylock switch 3 positions, Front dimension Ø 38 mm</b></p>					
Metal sandgrey	Maintained(a) - Rest(a) - Maintained(a)	45° left+right	<b>45-290F.4F00.113</b>	3	0,090 kg



Wiring diagram 1

Wiring diagram 2

Wiring diagram 3

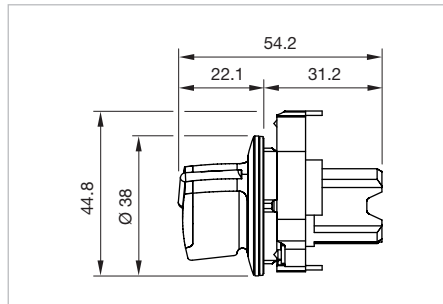


# 45 Flush design

## Selector switch actuator 2 positions short lever, IP66, IP67, IP69K



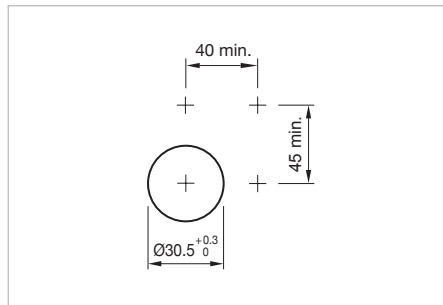
Product can differ from the current configuration.



Dimensions [mm]

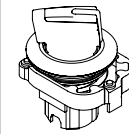
### Additional Information

- It is advisable to choose a white illumination
- Mounting depth incl. front plate, see chapter «Drawings»
- Front panel thickness 1 ... 6 mm
- Illumination elements are optional

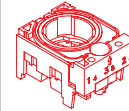


Mounting cut-outs [mm]

### Equipment consisting of (schematic overview)



**Actuator**



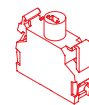
**Holder**

page 140



**Switching element**

page 142

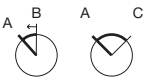


**Illumination element**





page 146



Each Part Number listed below includes all the black components shown in the 3D-drawing.

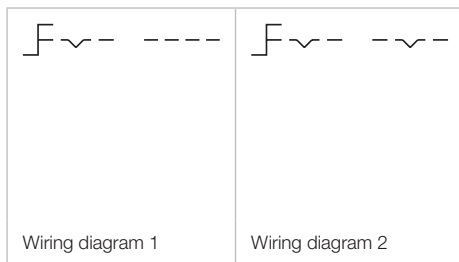
To obtain a complete unit, please select the red components from the pages shown.



Switching positions (A = Rest, B = Momentary, C = Maintained)

Lever	Front bezel	Switching action	Switching angle	Part No.	Wiring diagram	Weight
	<b>Selector switch actuator 2 positions, short lever, Front dimension Ø 38 mm</b>					
Plastic red short	Metal sandgrey	Rest - Maintained	45° right	<b>45-2844.4C20.006</b>	1	0,055 kg
	<b>Selector switch actuator 2 positions, short lever, Front dimension Ø 38 mm</b>					
Plastic green short	Metal sandgrey	Rest - Maintained	45° right	<b>45-2844.4C50.006</b>	1	0,055 kg
	<b>Selector switch actuator 2 positions, short lever, Front dimension Ø 38 mm</b>					
Plastic white short	Metal sandgrey	Rest - Maintained	45° right	<b>45-2844.4C90.006</b>	1	0,055 kg
	<b>Selector switch actuator 2 positions, short lever, Front dimension Ø 38 mm</b>					
Plastic red short	Metal sandgrey	Rest - Maintained	90° right	<b>45-2828.4C20.001</b>	2	0,055 kg

Lever	Front bezel	Switching action	Switching angle	Part No.	Wiring diagram	Weight
 <p><b>Selector switch actuator 2 positions, short lever, Front dimension Ø 38 mm</b></p>						
Plastic green short	Metal sandgrey	Rest - Maintained	90° right	<b>45-2828.4C50.001</b>	2	0,055 kg
 <p><b>Selector switch actuator 2 positions, short lever, Front dimension Ø 38 mm</b></p>						
Plastic white short	Metal sandgrey	Rest - Maintained	90° right	<b>45-2828.4C90.001</b>	2	0,055 kg

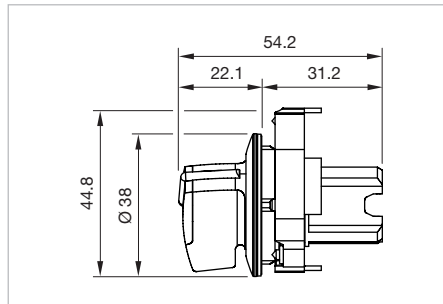


# 45 Flush design

## Selector switch 2 positions long lever, IP66, IP67, IP69K



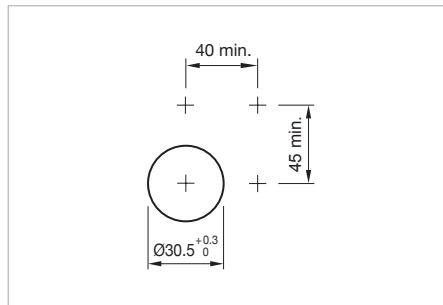
Product can differ from the current configuration.



Dimensions [mm]

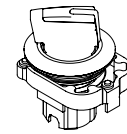
### Additional Information

- It is advisable to choose a white illumination
- Mounting depth incl. front plate, see chapter «Drawings»
- Front panel thickness 1 ... 6 mm
- Illumination elements are optional

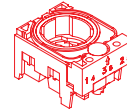


Mounting cut-outs [mm]

### Equipment consisting of (schematic overview)



**Actuator**



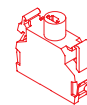
**Holder**

page 140



**Switching element**

page 142

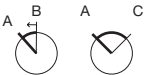


**Illumination element**





page 146



Each Part Number listed below includes all the black components shown in the 3D-drawing.

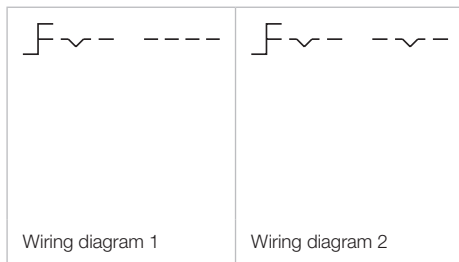
To obtain a complete unit, please select the red components from the pages shown.



Switching positions (A = Rest, B = Momentary, C = Maintained)

Lever	Front bezel	Switching action	Switching angle	Part No.	Wiring diagram	Weight
	<b>Selector switch actuator 2 positions, long lever, Front dimension Ø 38 mm</b>					
Plastic red long	Metal sandgrey	Rest - Maintained	45° right	<b>45-2844.4D20.006</b>	1	0,055 kg
	<b>Selector switch actuator 2 positions, long lever, Front dimension Ø 38 mm</b>					
Plastic green long	Metal sandgrey	Rest - Maintained	45° right	<b>45-2844.4D50.006</b>	1	0,055 kg
	<b>Selector switch actuator 2 positions, long lever, Front dimension Ø 38 mm</b>					
Plastic white long	Metal sandgrey	Rest - Maintained	45° right	<b>45-2844.4D90.006</b>	1	0,055 kg
	<b>Selector switch actuator 2 positions, long lever, Front dimension Ø 38 mm</b>					
Plastic red long	Metal sandgrey	Rest - Maintained	90° right	<b>45-2828.4D20.001</b>	2	0,055 kg

Lever	Front bezel	Switching action	Switching angle	Part No.	Wiring diagram	Weight
 <p><b>Selector switch actuator 2 positions, long lever, Front dimension Ø 38 mm</b></p>						
Plastic green long	Metal sandgrey	Rest - Maintained	90° right	<b>45-2828.4D50.001</b>	2	0,055 kg
 <p><b>Selector switch actuator 2 positions, long lever, Front dimension Ø 38 mm</b></p>						
Plastic white long	Metal sandgrey	Rest - Maintained	90° right	<b>45-2828.4D90.001</b>	2	0,055 kg

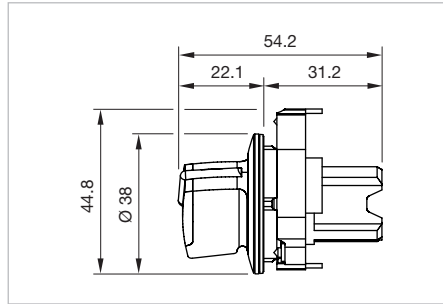


# 45 Flush design

## Selector switch 3 positions short lever, IP66, IP67, IP69K



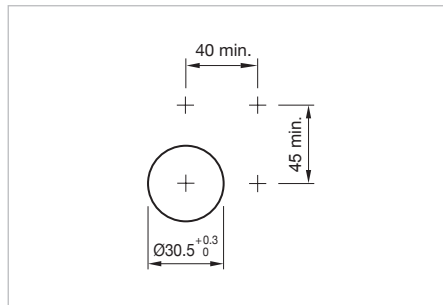
Product can differ from the current configuration.



Dimensions [mm]

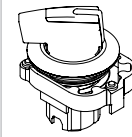
### Additional Information

- It is advisable to choose a white illumination
- Mounting depth incl. front plate, see chapter «Drawings»
- Front panel thickness 1 ... 6 mm
- Illumination elements are optional

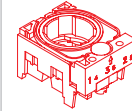


Mounting cut-outs [mm]

### Equipment consisting of (schematic overview)



**Actuator**



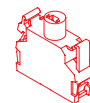
**Holder**

page140



**Switching element**

page142

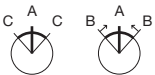


**Illumination element**





page 146



Each Part Number listed below includes all the black components shown in the 3D-drawing.

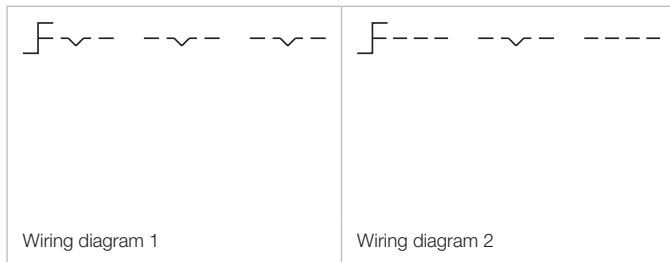
To obtain a complete unit, please select the red components from the pages shown.



Switching positions (A = Rest, B = Momentary, C = Maintained)

Lever	Front bezel	Switching action	Switching angle	Part No.	Wiring diagram	Weight
	<b>Selector switch actuator 3 positions, short lever, Front dimension Ø 38 mm</b>					
Plastic red short	Metal sandgrey	Maintained - Rest - Maintained	45° left+right	<b>45-2819.4C20.003</b>	1	0,055 kg
	<b>Selector switch actuator 3 positions, short lever, Front dimension Ø 38 mm</b>					
Plastic green short	Metal sandgrey	Maintained - Rest - Maintained	45° left+right	<b>45-2819.4C50.003</b>	1	0,055 kg
	<b>Selector switch actuator 3 positions, short lever, Front dimension Ø 38 mm</b>					
Plastic white short	Metal sandgrey	Maintained - Rest - Maintained	45° left+right	<b>45-2819.4C90.003</b>	1	0,055 kg
	<b>Selector switch actuator 3 positions, short lever, Front dimension Ø 38 mm</b>					
Plastic red short	Metal sandgrey	Momentary - Rest - Momentary	45° left+right	<b>45-280S.4C20.003</b>	2	0,055 kg

Lever	Front bezel	Switching action	Switching angle	Part No.	Wiring diagram	Weight
 <p><b>Selector switch actuator 3 positions, short lever, Front dimension Ø 38 mm</b></p>						
Plastic green short	Metal sandgrey	Momentary - Rest - Momentary	45° left+right	<b>45-280S.4C50.003</b>	2	0,055 kg
 <p><b>Selector switch actuator 3 positions, short lever, Front dimension Ø 38 mm</b></p>						
Plastic white short	Metal sandgrey	Momentary - Rest - Momentary	45° left+right	<b>45-280S.4C90.003</b>	2	0,055 kg



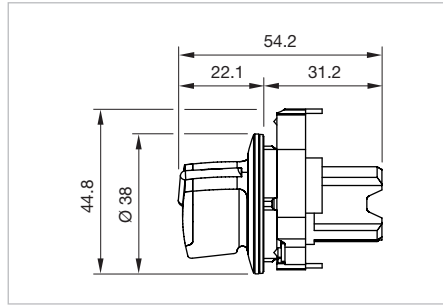


# 45 Flush design

## Selector switch 3 positions long lever, IP66, IP67, IP69K



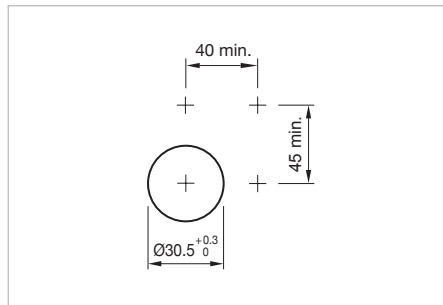
Product can differ from the current configuration.



Dimensions [mm]

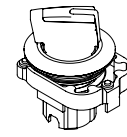
### Additional Information

- It is advisable to choose a white illumination
- Mounting depth incl. front plate, see chapter «drawings»
- Front panel thickness 1 ... 6 mm
- Illumination elements are optional

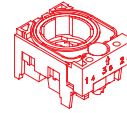


Mounting cut-outs [mm]

### Equipment consisting of (schematic overview)



**Actuator**



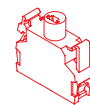
**Holder**

page 140



**Switching element**

page 142

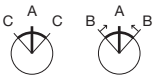


**Illumination element**





page 146



Each Part Number listed below includes all the black components shown in the 3D-drawing.

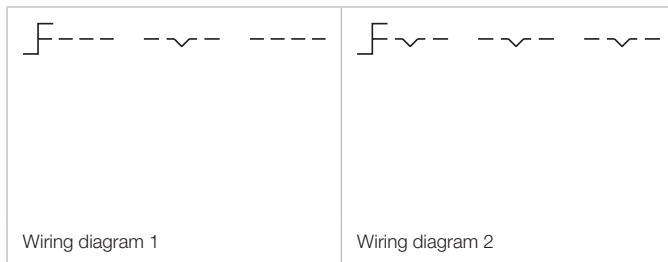
To obtain a complete unit, please select the red components from the pages shown.



Switching positions (A = Rest, B = Momentary, C = Maintained)

Lever	Front bezel	Switching action	Switching angle	Part No.	Wiring diagram	Weight
	<b>Selector switch actuator 3 positions, long lever, Front dimension Ø 38 mm</b>					
Plastic red long	Metal sandgrey	Maintained - Rest - Maintained	45° left+right	<b>45-2819.4D20.003</b>	1	0,055 kg
	<b>Selector switch actuator 3 positions, long lever, Front dimension Ø 38 mm</b>					
Plastic green long	Metal sandgrey	Maintained - Rest - Maintained	45° left+right	<b>45-2819.4D50.003</b>	1	0,055 kg
	<b>Selector switch actuator 3 positions, long lever, Front dimension Ø 38 mm</b>					
Plastic white long	Metal sandgrey	Maintained - Rest - Maintained	45° left+right	<b>45-2819.4D90.003</b>	1	0,055 kg
	<b>Selector switch actuator 3 positions, long lever, Front dimension Ø 38 mm</b>					
Plastic red long	Metal sandgrey	Momentary - Rest - Momentary	45° left+right	<b>45-280S.4D20.003</b>	2	0,055 kg

Lever	Front bezel	Switching action	Switching angle	Part No.	Wiring diagram	Weight
 <p><b>Selector switch actuator 3 positions, long lever, Front dimension Ø 38 mm</b></p>						
Plastic green long	Metal sandgrey	Momentary - Rest - Momentary	45° left+right	<b>45-280S.4D50.003</b>	2	0,055 kg
 <p><b>Selector switch actuator 3 positions, long lever, Front dimension Ø 38 mm</b></p>						
Plastic white long	Metal sandgrey	Momentary - Rest - Momentary	45° left+right	<b>45-280S.4D90.003</b>	2	0,055 kg

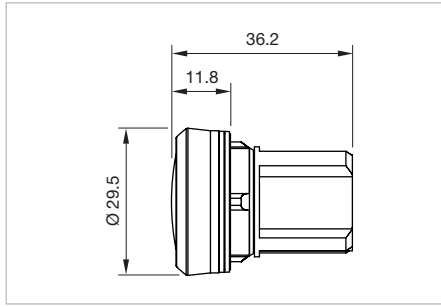


# 45 Raised design

Indicator full face illumination, IP66, IP67, IP69K



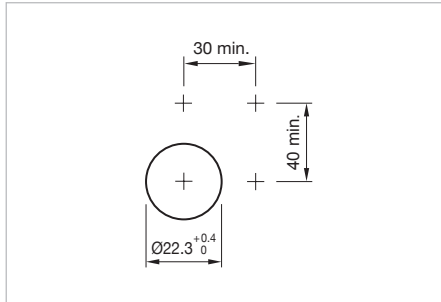
Product can differ from the current configuration.



Dimensions [mm]

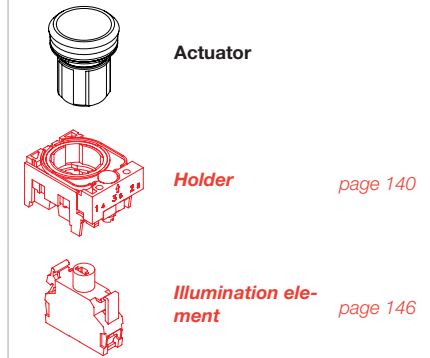
### Additional Information

- Mounting depth incl. front plate, see chapter «drawings»








Mounting cut-outs [mm]

### Equipment consisting of (schematic overview)



Each Part Number listed below includes all the black components shown in the 3D-drawing.

*To obtain a complete unit, please select the red components from the pages shown.*

LED colour	Housing material	Lens cap	Part No.	Weight
	<b>Indicator actuator, Front dimension Ø 29,5 mm</b>			
amber	Plastic	Plastic ambergris	<b>45-2T00.10F0.000</b>	0,001 kg
	<b>Indicator actuator, Front dimension Ø 29,5 mm</b>			
red	Plastic	Plastic red	<b>45-2T00.10E0.000</b>	0,001 kg
	<b>Indicator actuator, Front dimension Ø 29,5 mm</b>			
yellow	Plastic	Plastic yellow	<b>45-2T00.10G0.000</b>	0,001 kg
	<b>Indicator actuator, Front dimension Ø 29,5 mm</b>			
green	Plastic	Plastic green	<b>45-2T00.10H0.000</b>	0,001 kg
	<b>Indicator actuator, Front dimension Ø 29,5 mm</b>			
blue	Plastic	Plastic blue	<b>45-2T00.10J0.000</b>	0,001 kg

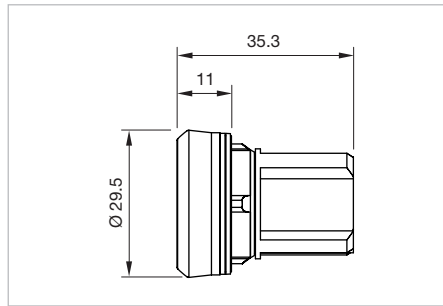
LED colour	Housing material	Lens cap	Part No.	Weight
	<b>Indicator actuator, Front dimension Ø 29,5 mm</b>			
white	Plastic	Plastic white	<b>45-2T00.10N0.000</b>	0,001 kg
	<b>Indicator actuator, Front dimension Ø 29,5 mm</b>			
colourless	Plastic	Plastic colourless	<b>45-2T00.10K0.000</b>	0,001 kg
	<b>Indicator actuator, Front dimension Ø 29,5 mm</b>			
amber	Metal	Plastic ambergris	<b>45-2T00.20F0.000</b>	0,010 kg
	<b>Indicator actuator, Front dimension Ø 29,5 mm</b>			
red	Metal	Plastic red	<b>45-2T00.20E0.000</b>	0,010 kg
	<b>Indicator actuator, Front dimension Ø 29,5 mm</b>			
yellow	Metal	Plastic yellow	<b>45-2T00.20G0.000</b>	0,010 kg
	<b>Indicator actuator, Front dimension Ø 29,5 mm</b>			
green	Metal	Plastic green	<b>45-2T00.20H0.000</b>	0,010 kg
	<b>Indicator actuator, Front dimension Ø 29,5 mm</b>			
blue	Metal	Plastic blue	<b>45-2T00.20J0.000</b>	0,010 kg
	<b>Indicator actuator, Front dimension Ø 29,5 mm</b>			
white	Metal	Plastic white	<b>45-2T00.20N0.000</b>	0,010 kg
	<b>Indicator actuator, Front dimension Ø 29,5 mm</b>			
colourless	Metal	Plastic colourless	<b>45-2T00.20K0.000</b>	0,010 kg

# 45 Raised design

## Indicator front illumination, IP66, IP67, IP69K



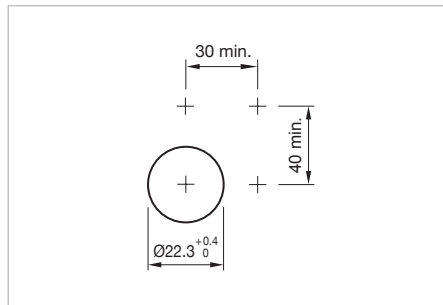
Product can differ from the current configuration.



Dimensions [mm]

### Additional Information

- Mounting depth incl. front plate, see chapter «drawings»

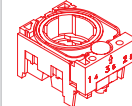


Mounting cut-outs [mm]

### Equipment consisting of (schematic overview)

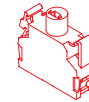


**Actuator**



**Holder**

page 140













**Illumination element**

page 146

Each Part Number listed below includes all the black components shown in the 3D-drawing.

*To obtain a complete unit, please select the red components from the pages shown.*

LED colour	Front bezel	Lens	Housing material	Part No.	Weight
	<b>Indicator actuator, Front dimension Ø 29,5 mm</b>				
red	Plastic black	Plastic red transparent	Plastic	<b>45-2T07.10E0.000</b>	0,011 kg
	<b>Indicator actuator, Front dimension Ø 29,5 mm</b>				
yellow	Plastic black	Plastic yellow transparent	Plastic	<b>45-2T07.10G0.000</b>	0,011 kg
	<b>Indicator actuator, Front dimension Ø 29,5 mm</b>				
green	Plastic black	Plastic green transparent	Plastic	<b>45-2T07.10H0.000</b>	0,011 kg
	<b>Indicator actuator, Front dimension Ø 29,5 mm</b>				
blue	Plastic black	Plastic blue transparent	Plastic	<b>45-2T07.10J0.000</b>	0,011 kg
	<b>Indicator actuator, Front dimension Ø 29,5 mm</b>				
white	Plastic black	Plastic colourless transparent	Plastic	<b>45-2T07.10K0.000</b>	0,011 kg

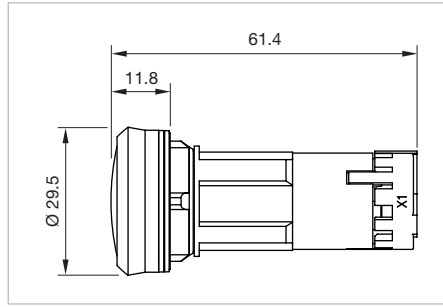
LED colour	Front bezel	Lens	Housing material	Part No.	Weight
	<b>Indicator actuator, Front dimension Ø 29,5 mm</b>				
red	Metal sandgrey	Plastic red transparent	Plastic	<b>45-2T07.30E0.000</b>	0,020 kg
	<b>Indicator actuator, Front dimension Ø 29,5 mm</b>				
yellow	Metal sandgrey	Plastic yellow transparent	Plastic	<b>45-2T07.30G0.000</b>	0,020 kg
	<b>Indicator actuator, Front dimension Ø 29,5 mm</b>				
green	Metal sandgrey	Plastic green transparent	Plastic	<b>45-2T07.30H0.000</b>	0,020 kg
	<b>Indicator actuator, Front dimension Ø 29,5 mm</b>				
blue	Metal sandgrey	Plastic blue transparent	Plastic	<b>45-2T07.30J0.000</b>	0,020 kg
	<b>Indicator actuator, Front dimension Ø 29,5 mm</b>				
white	Metal sandgrey	Plastic colourless transparent	Plastic	<b>45-2T07.30K0.000</b>	0,020 kg

# 45 Raised design

## Duo indicator, IP66, IP67, IP69K

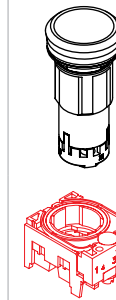


Product can differ from the current configuration.



Dimensions [mm]

### Equipment consisting of (schematic overview)



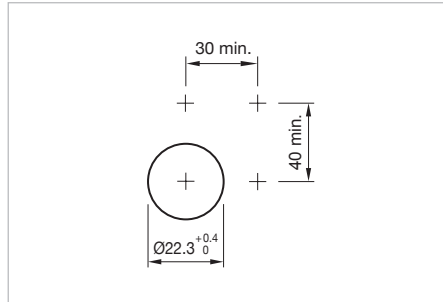
Actuator

Holder

page 140

### Additional Information





- Mounting depth incl. front plate, see chapter «drawings»





Mounting cut-outs [mm]

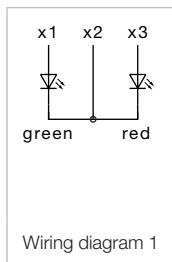
Each Part Number listed below includes all the black components shown in the 3D-drawing.

*To obtain a complete unit, please select the red components from the pages shown.*

LED colour	Operating voltage	Housing material	Lens cap	Part No.	Wiring diagram	Weight
	<b>Indicator actuator, Front dimension Ø 29.5 mm</b>					
red/green	6-24 VAC/DC	Plastic	Plastic transparent	<b>45-2G08.10K1.000</b>	1	0.051 kg
	<b>Indicator actuator, Front dimension Ø 29.5 mm</b>					
red/green	110 VAC	Plastic	Plastic transparent	<b>45-2G08.10K7.000</b>	1	0.051 kg
	<b>Indicator actuator, Front dimension Ø 29.5 mm</b>					
red/green	230 VAC	Plastic	Plastic transparent	<b>45-2G08.10K8.000</b>	1	0.051 kg
	<b>Indicator actuator, Front dimension Ø 29.5 mm</b>					
red/green	6-24 VAC/DC	Metal	Plastic transparent	<b>45-2G08.20K2.000</b>	1	0.084 kg



LED colour	Operating voltage	Housing material	Lens cap	Part No.	Wiring diagram	Weight
 <p><b>Indicator actuator, Front dimension Ø 29.5 mm</b></p>						
red/green	110 VAC	Metal	Plastic transparent	<b>45-2G08.20K7.000</b>	1	0.084 kg
 <p><b>Indicator actuator, Front dimension Ø 29.5 mm</b></p>						
red/green	230 VAC	Metal	Plastic transparent	<b>45-2G08.20K8.000</b>	1	0.084 kg

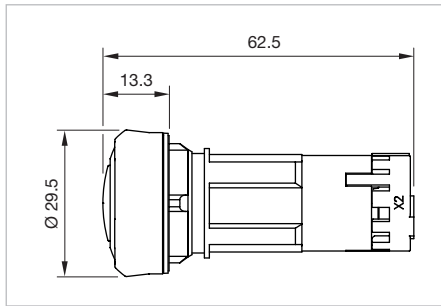


# 45 Raised design

## Buzzer, IP40

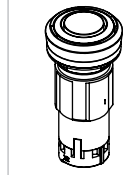


Product can differ from the current configuration.

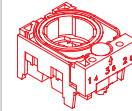


Dimensions [mm]

### Equipment consisting of (schematic overview)



Actuator

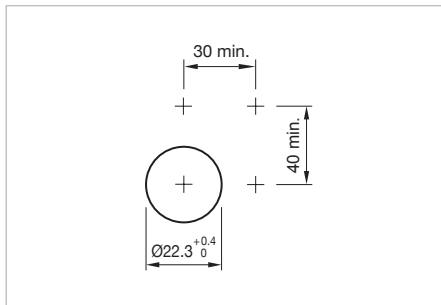


Holder

page 140

### Additional Information


- Mounting depth incl. front plate, see chapter «drawings»

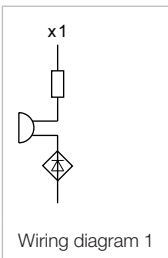


Mounting cut-outs [mm]

Each Part Number listed below includes all the black components shown in the 3D-drawing.

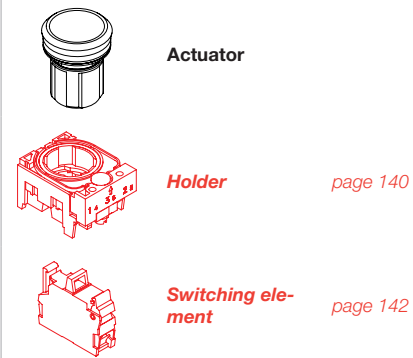
*To obtain a complete unit, please select the red components from the pages shown.*

Operating voltage	Housing material	Part No.	Wiring diagram	Weight
 <b>Buzzer, Front dimension Ø 29.5 mm</b>				
24 VAC/DC	Plastic	<b>45-2H00.1016.000</b>	1	0.051 kg
110 VAC	Plastic	<b>45-2H00.1017.000</b>	1	0.051 kg
230 VAC	Plastic	<b>45-2H00.1018.000</b>	1	0.051 kg
24 VAC/DC	Metal	<b>45-2H00.2016.000</b>	1	0.084 kg
110 VAC	Metal	<b>45-2H00.2017.000</b>	1	0.084 kg
230 VAC	Metal	<b>45-2H00.2018.000</b>	1	0.084 kg



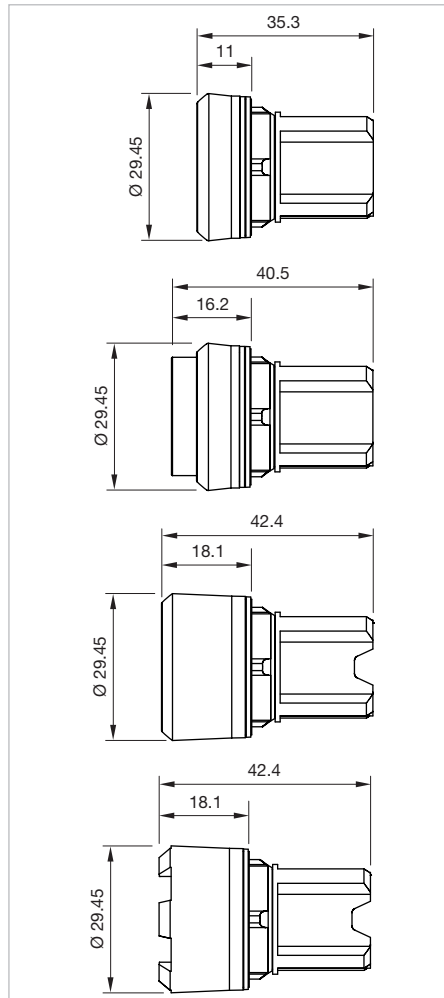
Pushbutton, IP66, IP67, IP69K

Equipment consisting of (schematic overview)

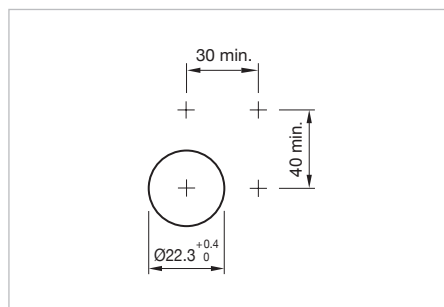


Each Part Number listed below includes all the black components shown in the 3D-drawing.

*To obtain a complete unit, please select the red components from the pages shown.*



Dimensions [mm]



Mounting cut-outs [mm]





















Product can differ from the current configuration.

**Additional Information**










- Mounting depth incl. front plate, see chapter «drawings»









# 45 Raised design

Front bezel	Lens	Housing material	Switching system	Switching action	Part No.	Wiring diagram	Weight
	<b>Pushbutton actuator, Momentary, Front dimension Ø 29,5 mm</b>						
Plastic black	Plastic black	Plastic	Slow-make switching element	Momentary	<b>45-2131.1110.000</b>	1	0,013 kg
	<b>Pushbutton actuator, Momentary, Front dimension Ø 29,5 mm</b>						
Plastic black	Plastic red	Plastic	Slow-make switching element	Momentary	<b>45-2131.1120.000</b>	1	0,013 kg
	<b>Pushbutton actuator, Momentary, Front dimension Ø 29,5 mm</b>						
Plastic black	Plastic yellow	Plastic	Slow-make switching element	Momentary	<b>45-2131.1140.000</b>	1	0,013 kg
	<b>Pushbutton actuator, Momentary, Front dimension Ø 29,5 mm</b>						
Plastic black	Plastic green	Plastic	Slow-make switching element	Momentary	<b>45-2131.1150.000</b>	1	0,013 kg
	<b>Pushbutton actuator, Momentary, Front dimension Ø 29,5 mm</b>						
Plastic black	Plastic blue	Plastic	Slow-make switching element	Momentary	<b>45-2131.1160.000</b>	1	0,013 kg
	<b>Pushbutton actuator, Momentary, Front dimension Ø 29,5 mm</b>						
Plastic black	Plastic grey	Plastic	Slow-make switching element	Momentary	<b>45-2131.1180.000</b>	1	0,013 kg
	<b>Pushbutton actuator, Momentary, Front dimension Ø 29,5 mm</b>						
Plastic black	Plastic white	Plastic	Slow-make switching element	Momentary	<b>45-2131.1190.000</b>	1	0,013 kg
	<b>Pushbutton actuator, Momentary, Front dimension Ø 29,5 mm</b>						
Plastic black	Plastic colourless	Plastic	Slow-make switching element	Momentary	<b>45-2131.11K0.000</b>	1	0,013 kg
	<b>Pushbutton actuator, Maintained, Front dimension Ø 29,5 mm</b>						
Plastic black	Plastic black	Plastic	Slow-make switching element	Maintained	<b>45-2134.1110.000</b>	2	0,013 kg








Front bezel	Lens	Housing material	Switching system	Switching action	Part No.	Wiring diagram	Weight
	<b>Pushbutton actuator, Maintained, Front dimension Ø 29,5 mm</b>						
Plastic black	Plastic red	Plastic	Slow-make switching element	Maintained	<b>45-2134.1120.000</b>	2	0,013 kg
	<b>Pushbutton actuator, Maintained, Front dimension Ø 29,5 mm</b>						
Plastic black	Plastic yellow	Plastic	Slow-make switching element	Maintained	<b>45-2134.1140.000</b>	2	0,013 kg
	<b>Pushbutton actuator, Maintained, Front dimension Ø 29,5 mm</b>						
Plastic black	Plastic green	Plastic	Slow-make switching element	Maintained	<b>45-2134.1150.000</b>	2	0,013 kg
	<b>Pushbutton actuator, Maintained, Front dimension Ø 29,5 mm</b>						
Plastic black	Plastic blue	Plastic	Slow-make switching element	Maintained	<b>45-2134.1160.000</b>	2	0,013 kg
	<b>Pushbutton actuator, Maintained, Front dimension Ø 29,5 mm</b>						
Plastic black	Plastic white	Plastic	Slow-make switching element	Maintained	<b>45-2134.1190.000</b>	2	0,013 kg
	<b>Pushbutton actuator, Momentary, Front dimension Ø 29,5 mm</b>						
Metal sandgrey	Plastic black	Plastic	Slow-make switching element	Momentary	<b>45-2131.3110.000</b>	1	0,021 kg
	<b>Pushbutton actuator, Momentary, Front dimension Ø 29,5 mm</b>						
Metal sandgrey	Plastic red	Plastic	Slow-make switching element	Momentary	<b>45-2131.3120.000</b>	1	0,021 kg
	<b>Pushbutton actuator, Momentary, Front dimension Ø 29,5 mm</b>						
Metal sandgrey	Plastic yellow	Plastic	Slow-make switching element	Momentary	<b>45-2131.3140.000</b>	1	0,021 kg
	<b>Pushbutton actuator, Momentary, Front dimension Ø 29,5 mm</b>						
Metal sandgrey	Plastic green	Plastic	Slow-make switching element	Momentary	<b>45-2131.3150.000</b>	1	0,021 kg

# 45 Raised design










Front bezel	Lens	Housing material	Switching system	Switching action	Part No.	Wiring diagram	Weight
	<b>Pushbutton actuator, Momentary, Front dimension Ø 29,5 mm</b>						
Metal sandgrey	Plastic blue	Plastic	Slow-make switching element	Momentary	<b>45-2131.3160.000</b>	1	0,021 kg
	<b>Pushbutton actuator, Momentary, Front dimension Ø 29,5 mm</b>						
Metal sandgrey	Plastic grey	Plastic	Slow-make switching element	Momentary	<b>45-2131.3180.000</b>	1	0,021 kg
	<b>Pushbutton actuator, Momentary, Front dimension Ø 29,5 mm</b>						
Metal sandgrey	Plastic white	Plastic	Slow-make switching element	Momentary	<b>45-2131.3190.000</b>	1	0,021 kg
	<b>Pushbutton actuator, Momentary, Front dimension Ø 29,5 mm</b>						
Metal sandgrey	Plastic colourless	Plastic	Slow-make switching element	Momentary	<b>45-2131.31K0.000</b>	1	0,021 kg
	<b>Pushbutton actuator, Maintained, Front dimension Ø 29,5 mm</b>						
Metal sandgrey	Plastic black	Plastic	Slow-make switching element	Maintained	<b>45-2134.3110.000</b>	2	0,021 kg
	<b>Pushbutton actuator, Maintained, Front dimension Ø 29,5 mm</b>						
Metal sandgrey	Plastic red	Plastic	Slow-make switching element	Maintained	<b>45-2134.3120.000</b>	2	0,021 kg
	<b>Pushbutton actuator, Maintained, Front dimension Ø 29,5 mm</b>						
Metal sandgrey	Plastic yellow	Plastic	Slow-make switching element	Maintained	<b>45-2134.3140.000</b>	2	0,021 kg
	<b>Pushbutton actuator, Maintained, Front dimension Ø 29,5 mm</b>						
Metal sandgrey	Plastic green	Plastic	Slow-make switching element	Maintained	<b>45-2134.3150.000</b>	2	0,021 kg
	<b>Pushbutton actuator, Maintained, Front dimension Ø 29,5 mm</b>						
Metal sandgrey	Plastic blue	Plastic	Slow-make switching element	Maintained	<b>45-2134.3160.000</b>	2	0,021 kg

Front bezel	Lens	Housing material	Switching system	Switching action	Part No.	Wiring diagram	Weight
	<b>Pushbutton actuator, Maintained, Front dimension Ø 29,5 mm</b>						
Metal sandgrey	Plastic white	Plastic	Slow-make switching element	Maintained	<b>45-2134.3190.000</b>	2	0,021 kg
	<b>Pushbutton actuator, Momentary, Front dimension Ø 29,5 mm</b>						
Metal silver	Plastic black	Metal	Slow-make switching element	Momentary	<b>45-2131.2110.000</b>	1	0,048 kg
	<b>Pushbutton actuator, Momentary, Front dimension Ø 29,5 mm</b>						
Metal silver	Plastic red	Metal	Slow-make switching element	Momentary	<b>45-2131.2120.000</b>	1	0,048 kg
	<b>Pushbutton actuator, Momentary, Front dimension Ø 29,5 mm</b>						
Metal silver	Plastic yellow	Metal	Slow-make switching element	Momentary	<b>45-2131.2140.000</b>	1	0,048 kg
	<b>Pushbutton actuator, Momentary, Front dimension Ø 29,5 mm</b>						
Metal silver	Plastic green	Metal	Slow-make switching element	Momentary	<b>45-2131.2150.000</b>	1	0,048 kg
	<b>Pushbutton actuator, Momentary, Front dimension Ø 29,5 mm</b>						
Metal silver	Plastic blue	Metal	Slow-make switching element	Momentary	<b>45-2131.2160.000</b>	1	0,048 kg
	<b>Pushbutton actuator, Momentary, Front dimension Ø 29,5 mm</b>						
Metal silver	Plastic grey	Metal	Slow-make switching element	Momentary	<b>45-2131.2180.000</b>	1	0,048 kg
	<b>Pushbutton actuator, Momentary, Front dimension Ø 29,5 mm</b>						
Metal silver	Plastic white	Metal	Slow-make switching element	Momentary	<b>45-2131.2190.000</b>	1	0,048 kg
	<b>Pushbutton actuator, Momentary, Front dimension Ø 29,5 mm</b>						
Metal silver	Plastic colourless	Metal	Slow-make switching element	Momentary	<b>45-2131.21K0.000</b>	1	0,048 kg










# 45 Raised design










Front bezel	Lens	Housing material	Switching system	Switching action	Part No.	Wiring diagram	Weight
	<b>Pushbutton actuator, Maintained, Front dimension Ø 29,5 mm</b>						
Metal silver	Plastic black	Metal	Slow-make switching element	Maintained	<b>45-2134.2110.000</b>	2	0,048 kg
	<b>Pushbutton actuator, Maintained, Front dimension Ø 29,5 mm</b>						
Metal silver	Plastic red	Metal	Slow-make switching element	Maintained	<b>45-2134.2120.000</b>	2	0,048 kg
	<b>Pushbutton actuator, Maintained, Front dimension Ø 29,5 mm</b>						
Metal silver	Plastic yellow	Metal	Slow-make switching element	Maintained	<b>45-2134.2140.000</b>	2	0,048 kg
	<b>Pushbutton actuator, Maintained, Front dimension Ø 29,5 mm</b>						
Metal silver	Plastic green	Metal	Slow-make switching element	Maintained	<b>45-2134.2150.000</b>	2	0,048 kg
	<b>Pushbutton actuator, Maintained, Front dimension Ø 29,5 mm</b>						
Metal silver	Plastic blue	Metal	Slow-make switching element	Maintained	<b>45-2134.2160.000</b>	2	0,048 kg
	<b>Pushbutton actuator, Maintained, Front dimension Ø 29,5 mm</b>						
Metal silver	Plastic white	Metal	Slow-make switching element	Maintained	<b>45-2134.2190.000</b>	2	0,048 kg
	<b>Pushbutton actuator, Momentary, Front dimension Ø 29,5 mm</b>						
Plastic black	Plastic black	Plastic	Slow-make switching element	Momentary	<b>45-2131.1210.000</b>	1	0,013 kg
	<b>Pushbutton actuator, Momentary, Front dimension Ø 29,5 mm</b>						
Plastic black	Plastic red	Plastic	Slow-make switching element	Momentary	<b>45-2131.1220.000</b>	1	0,013 kg
	<b>Pushbutton actuator, Momentary, Front dimension Ø 29,5 mm</b>						
Plastic black	Plastic yellow	Plastic	Slow-make switching element	Momentary	<b>45-2131.1240.000</b>	1	0,013 kg












Front bezel	Lens	Housing material	Switching system	Switching action	Part No.	Wiring diagram	Weight
	<b>Pushbutton actuator, Momentary, Front dimension Ø 29,5 mm</b>						
Plastic black	Plastic green	Plastic	Slow-make switching element	Momentary	<b>45-2131.1250.000</b>	1	0,013 kg
	<b>Pushbutton actuator, Momentary, Front dimension Ø 29,5 mm</b>						
Plastic black	Plastic blue	Plastic	Slow-make switching element	Momentary	<b>45-2131.1260.000</b>	1	0,013 kg
	<b>Pushbutton actuator, Momentary, Front dimension Ø 29,5 mm</b>						
Plastic black	Plastic white	Plastic	Slow-make switching element	Momentary	<b>45-2131.1290.000</b>	1	0,013 kg
	<b>Pushbutton actuator, Momentary, Front dimension Ø 29,5 mm</b>						
Metal sandgrey	Plastic black	Plastic	Slow-make switching element	Momentary	<b>45-2131.3210.000</b>	1	0,021 kg
	<b>Pushbutton actuator, Momentary, Front dimension Ø 29,5 mm</b>						
Metal sandgrey	Plastic red	Plastic	Slow-make switching element	Momentary	<b>45-2131.3220.000</b>	1	0,021 kg
	<b>Pushbutton actuator, Momentary, Front dimension Ø 29,5 mm</b>						
Metal sandgrey	Plastic yellow	Plastic	Slow-make switching element	Momentary	<b>45-2131.3240.000</b>	1	0,021 kg
	<b>Pushbutton actuator, Momentary, Front dimension Ø 29,5 mm</b>						
Metal sandgrey	Plastic green	Plastic	Slow-make switching element	Momentary	<b>45-2131.3250.000</b>	1	0,021 kg
	<b>Pushbutton actuator, Momentary, Front dimension Ø 29,5 mm</b>						
Metal sandgrey	Plastic blue	Plastic	Slow-make switching element	Momentary	<b>45-2131.3260.000</b>	1	0,021 kg
	<b>Pushbutton actuator, Momentary, Front dimension Ø 29,5 mm</b>						
Metal sandgrey	Plastic white	Plastic	Slow-make switching element	Momentary	<b>45-2131.3290.000</b>	1	0,021 kg





# 45 Raised design

Front bezel	Lens	Housing material	Switching system	Switching action	Part No.	Wiring diagram	Weight
	<b>Pushbutton actuator, Momentary, Front dimension Ø 29,5 mm</b>						
Metal silver	Plastic black	Metal	Slow-make switching element	Momentary	<b>45-2131.2210.000</b>	1	0,021 kg
	<b>Pushbutton actuator, Momentary, Front dimension Ø 29,5 mm</b>						
Metal silver	Plastic red	Metal	Slow-make switching element	Momentary	<b>45-2131.2220.000</b>	1	0,048 kg
	<b>Pushbutton actuator, Momentary, Front dimension Ø 29,5 mm</b>						
Metal silver	Plastic yellow	Metal	Slow-make switching element	Momentary	<b>45-2131.2240.000</b>	1	0,048 kg
	<b>Pushbutton actuator, Momentary, Front dimension Ø 29,5 mm</b>						
Metal silver	Plastic green	Metal	Slow-make switching element	Momentary	<b>45-2131.2250.000</b>	1	0,048 kg
	<b>Pushbutton actuator, Momentary, Front dimension Ø 29,5 mm</b>						
Metal silver	Plastic blue	Metal	Slow-make switching element	Momentary	<b>45-2131.2260.000</b>	1	0,048 kg
	<b>Pushbutton actuator, Momentary, Front dimension Ø 29,5 mm</b>						
Metal silver	Plastic white	Metal	Slow-make switching element	Momentary	<b>45-2131.2290.000</b>	1	0,048 kg
	<b>Pushbutton actuator, Maintained, Front dimension Ø 29,5 mm</b>						
Metal silver	Plastic red	Metal	Slow-make switching element	Maintained	<b>45-2134.2220.000</b>	2	0,048 kg
	<b>Pushbutton actuator, Momentary, Front dimension Ø 29,5 mm</b>						
Plastic black	Plastic black	Plastic	Slow-make switching element	Momentary	<b>45-2131.1310.000</b>	1	0,013 kg
	<b>Pushbutton actuator, Momentary, Front dimension Ø 29,5 mm</b>						
Plastic black	Plastic red	Plastic	Slow-make switching element	Momentary	<b>45-2131.1320.000</b>	1	0,013 kg

Front bezel	Lens	Housing material	Switching system	Switching action	Part No.	Wiring diagram	Weight
	<b>Pushbutton actuator, Momentary, Front dimension Ø 29,5 mm</b>						
Plastic black	Plastic yellow	Plastic	Slow-make switching element	Momentary	<b>45-2131.1340.000</b>	1	0,013 kg
	<b>Pushbutton actuator, Momentary, Front dimension Ø 29,5 mm</b>						
Plastic black	Plastic green	Plastic	Slow-make switching element	Momentary	<b>45-2131.1350.000</b>	1	0,013 kg
	<b>Pushbutton actuator, Momentary, Front dimension Ø 29,5 mm</b>						
Plastic black	Plastic blue	Plastic	Slow-make switching element	Momentary	<b>45-2131.1360.000</b>	1	0,013 kg
	<b>Pushbutton actuator, Momentary, Front dimension Ø 29,5 mm</b>						
Plastic black	Plastic white	Plastic	Slow-make switching element	Momentary	<b>45-2131.1390.000</b>	1	0,013 kg
	<b>Pushbutton actuator, Momentary, Front dimension Ø 29,5 mm</b>						
Metal sandgrey	Plastic black	Plastic	Slow-make switching element	Momentary	<b>45-2131.3310.000</b>	1	0,021 kg
	<b>Pushbutton actuator, Momentary, Front dimension Ø 29,5 mm</b>						
Metal sandgrey	Plastic red	Plastic	Slow-make switching element	Momentary	<b>45-2131.3320.000</b>	1	0,021 kg
	<b>Pushbutton actuator, Momentary, Front dimension Ø 29,5 mm</b>						
Metal sandgrey	Plastic yellow	Plastic	Slow-make switching element	Momentary	<b>45-2131.3340.000</b>	1	0,021 kg
	<b>Pushbutton actuator, Momentary, Front dimension Ø 29,5 mm</b>						
Metal sandgrey	Plastic green	Plastic	Slow-make switching element	Momentary	<b>45-2131.3350.000</b>	1	0,021 kg
	<b>Pushbutton actuator, Momentary, Front dimension Ø 29,5 mm</b>						
Metal sandgrey	Plastic blue	Plastic	Slow-make switching element	Momentary	<b>45-2131.3360.000</b>	1	0,021 kg

# 45 Raised design

Front bezel	Lens	Housing material	Switching system	Switching action	Part No.	Wiring diagram	Weight
	<b>Pushbutton actuator, Momentary, Front dimension Ø 29,5 mm</b>						
Metal sandgrey	Plastic white	Plastic	Slow-make switching element	Momentary	<b>45-2131.3390.000</b>	1	0,021 kg
	<b>Pushbutton actuator, Momentary, Front dimension Ø 29,5 mm</b>						
Metal silver	Plastic black	Metal	Slow-make switching element	Momentary	<b>45-2131.2310.000</b>	1	0,048 kg
	<b>Pushbutton actuator, Momentary, Front dimension Ø 29,5 mm</b>						
Metal silver	Plastic red	Metal	Slow-make switching element	Momentary	<b>45-2131.2320.000</b>	1	0,048 kg
	<b>Pushbutton actuator, Momentary, Front dimension Ø 29,5 mm</b>						
Metal silver	Plastic yellow	Metal	Slow-make switching element	Momentary	<b>45-2131.2340.000</b>	1	0,048 kg
	<b>Pushbutton actuator, Momentary, Front dimension Ø 29,5 mm</b>						
Metal silver	Plastic green	Metal	Slow-make switching element	Momentary	<b>45-2131.2350.000</b>	1	0,048 kg
	<b>Pushbutton actuator, Momentary, Front dimension Ø 29,5 mm</b>						
Metal silver	Plastic blue	Metal	Slow-make switching element	Momentary	<b>45-2131.2360.000</b>	1	0,048 kg
	<b>Pushbutton actuator, Momentary, Front dimension Ø 29,5 mm</b>						
Metal silver	Plastic white	Metal	Slow-make switching element	Momentary	<b>45-2131.2390.000</b>	1	0,048 kg
	<b>Pushbutton actuator, Momentary, Front dimension Ø 29,5 mm</b>						
Plastic black	Plastic black	Plastic	Slow-make switching element	Momentary	<b>45-2131.1410.000</b>	1	0,013 kg
	<b>Pushbutton actuator, Momentary, Front dimension Ø 29,5 mm</b>						
Plastic black	Plastic red	Plastic	Slow-make switching element	Momentary	<b>45-2131.1420.000</b>	1	0,013 kg

Front bezel	Lens	Housing material	Switching system	Switching action	Part No.	Wiring diagram	Weight
 <p><b>Pushbutton actuator, Momentary, Front dimension Ø 29,5 mm</b></p>							
Plastic black	Plastic yellow	Plastic	Slow-make switching element	Momentary	<b>45-2131.1440.000</b>	1	0,013 kg
 <p><b>Pushbutton actuator, Momentary, Front dimension Ø 29,5 mm</b></p>							
Plastic black	Plastic green	Plastic	Slow-make switching element	Momentary	<b>45-2131.1450.000</b>	1	0,013 kg
 <p><b>Pushbutton actuator, Momentary, Front dimension Ø 29,5 mm</b></p>							
Plastic black	Plastic blue	Plastic	Slow-make switching element	Momentary	<b>45-2131.1460.000</b>	1	0,013 kg
 <p><b>Pushbutton actuator, Momentary, Front dimension Ø 29,5 mm</b></p>							
Plastic black	Plastic white	Plastic	Slow-make switching element	Momentary	<b>45-2131.1490.000</b>	1	0,013 kg

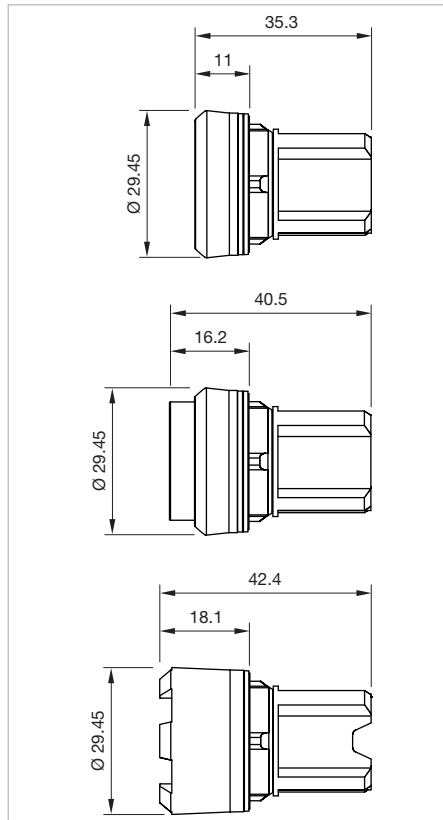
E---	E~--
Wiring diagram 1	Wiring diagram 2

# 45 Raised design

## Illuminated pushbutton, IP66, IP67, IP69K

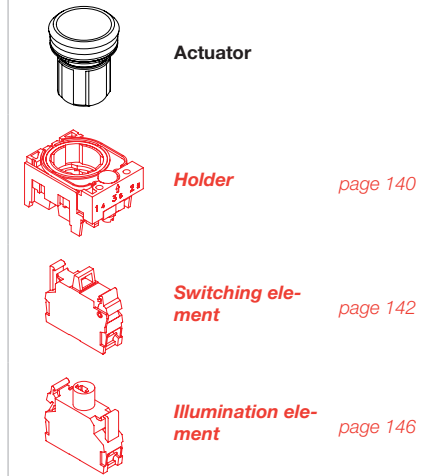


Product can differ from the current configuration.



Dimensions [mm]

### Equipment consisting of (schematic overview)

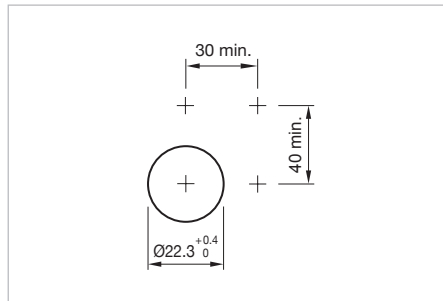


Each Part Number listed below includes all the black components shown in the 3D-drawing.



To obtain a complete unit, please select the red components from the pages shown.










### Additional Information

- Mounting depth incl. front plate, see chapter «drawings»












Mounting cut-outs [mm]






LED colour	Front bezel	Lens	Housing material	Switching system	Switching action	Part No.	Wiring diagram	Weight
 <p><b>Illuminated pushbutton actuator, Momentary, Front dimension Ø 29,5 mm</b></p>								
amber	Plastic black	Plastic amber transparent	Plastic	Slow-make switching element	Momentary	<b>45-2231.11F0.000</b>	1	0,011 kg
 <p><b>Illuminated pushbutton actuator, Momentary, Front dimension Ø 29,5 mm</b></p>								
red	Plastic black	Plastic red transparent	Plastic	Slow-make switching element	Momentary	<b>45-2231.11E0.000</b>	1	0,011 kg

LED colour	Front bezel	Lens	Housing material	Switching system	Switching action	Part No.	Wiring diagram	Weight
 <p><b>Illuminated pushbutton actuator, Momentary, Front dimension Ø 29,5 mm</b></p>								
yellow	Plastic black	Plastic yellow transparent	Plastic	Slow-make switching element	Momentary	<b>45-2231.11G0.000</b>	1	0,011 kg
 <p><b>Illuminated pushbutton actuator, Momentary, Front dimension Ø 29,5 mm</b></p>								
green	Plastic black	Plastic green transparent	Plastic	Slow-make switching element	Momentary	<b>45-2231.11H0.000</b>	1	0,011 kg
 <p><b>Illuminated pushbutton actuator, Momentary, Front dimension Ø 29,5 mm</b></p>								
blue	Plastic black	Plastic blue transparent	Plastic	Slow-make switching element	Momentary	<b>45-2231.11J0.000</b>	1	0,011 kg
 <p><b>Illuminated pushbutton actuator, Momentary, Front dimension Ø 29,5 mm</b></p>								
white	Plastic black	Plastic white transparent	Plastic	Slow-make switching element	Momentary	<b>45-2231.11N0.000</b>	1	0,011 kg
 <p><b>Illuminated pushbutton actuator, Momentary, Front dimension Ø 29,5 mm</b></p>								
colourless	Plastic black	Plastic colourless transparent	Plastic	Slow-make switching element	Momentary	<b>45-2231.11K0.000</b>	1	0,011 kg
 <p><b>Illuminated pushbutton actuator, Maintained, Front dimension Ø 29,5 mm</b></p>								
red	Plastic black	Plastic red transparent	Plastic	Slow-make switching element	Maintained	<b>45-2234.11E0.000</b>	2	0,011 kg
 <p><b>Illuminated pushbutton actuator, Maintained, Front dimension Ø 29,5 mm</b></p>								
yellow	Plastic black	Plastic yellow transparent	Plastic	Slow-make switching element	Maintained	<b>45-2234.11G0.000</b>	2	0,011 kg
 <p><b>Illuminated pushbutton actuator, Maintained, Front dimension Ø 29,5 mm</b></p>								
green	Plastic black	Plastic green transparent	Plastic	Slow-make switching element	Maintained	<b>45-2234.11H0.000</b>	2	0,011 kg
 <p><b>Illuminated pushbutton actuator, Maintained, Front dimension Ø 29,5 mm</b></p>								
blue	Plastic black	Plastic blue transparent	Plastic	Slow-make switching element	Maintained	<b>45-2234.11J0.000</b>	2	0,011 kg










# 45 Raised design










LED colour	Front bezel	Lens	Housing material	Switching system	Switching action	Part No.	Wiring diagram	Weight
 <p><b>Illuminated pushbutton actuator, Maintained, Front dimension Ø 29,5 mm</b></p>								
white	Plastic black	Plastic white transparent	Plastic	Slow-make switching element	Maintained	<b>45-2234.11N0.000</b>	2	0,011 kg
 <p><b>Illuminated pushbutton actuator, Maintained, Front dimension Ø 29,5 mm</b></p>								
colourless	Plastic black	Plastic colourless transparent	Plastic	Slow-make switching element	Maintained	<b>45-2234.11K0.000</b>	2	0,011 kg
 <p><b>Leuchtdrucktasten-Vorsatz, Impuls, Front dimension Ø 29,5 mm</b></p>								
amber	Metal sandgrey	Plastic amber transparent	Plastic	Slow-make switching element	Momentary	<b>45-2231.31F0.000</b>	1	0,020 kg
 <p><b>Illuminated pushbutton actuator, Momentary, Front dimension Ø 29,5 mm</b></p>								
red	Metal sandgrey	Plastic red transparent	Plastic	Slow-make switching element	Momentary	<b>45-2231.31E0.000</b>	1	0,020 kg
 <p><b>Illuminated pushbutton actuator, Momentary, Front dimension Ø 29,5 mm</b></p>								
yellow	Metal sandgrey	Plastic yellow transparent	Plastic	Slow-make switching element	Momentary	<b>45-2231.31G0.000</b>	1	0,020 kg
 <p><b>Illuminated pushbutton actuator, Momentary, Front dimension Ø 29,5 mm</b></p>								
green	Metal sandgrey	Plastic green transparent	Plastic	Slow-make switching element	Momentary	<b>45-2231.31H0.000</b>	1	0,020 kg
 <p><b>Illuminated pushbutton actuator, Momentary, Front dimension Ø 29,5 mm</b></p>								
blue	Metal sandgrey	Plastic blue transparent	Plastic	Slow-make switching element	Momentary	<b>45-2231.31J0.000</b>	1	0,020 kg
 <p><b>Illuminated pushbutton actuator, Momentary, Front dimension Ø 29,5 mm</b></p>								
white	Metal sandgrey	Plastic white transparent	Plastic	Slow-make switching element	Momentary	<b>45-2231.31N0.000</b>	1	0,020 kg
 <p><b>Illuminated pushbutton actuator, Momentary, Front dimension Ø 29,5 mm</b></p>								
colourless	Metal sandgrey	Plastic colourless transparent	Plastic	Slow-make switching element	Momentary	<b>45-2231.31K0.000</b>	1	0,020 kg











LED colour	Front bezel	Lens	Housing material	Switching system	Switching action	Part No.	Wiring diagram	Weight
 <p><b>Illuminated pushbutton actuator, Maintained, Front dimension Ø 29,5 mm</b></p>								
red	Metal sandgrey	Plastic red transparent	Plastic	Slow-make switching element	Maintained	<b>45-2234.31E0.000</b>	2	0,020 kg
 <p><b>Illuminated pushbutton actuator, Maintained, Front dimension Ø 29,5 mm</b></p>								
yellow	Metal sandgrey	Plastic yellow transparent	Plastic	Slow-make switching element	Maintained	<b>45-2234.31G0.000</b>	2	0,020 kg
 <p><b>Illuminated pushbutton actuator, Maintained, Front dimension Ø 29,5 mm</b></p>								
green	Metal sandgrey	Plastic green transparent	Plastic	Slow-make switching element	Maintained	<b>45-2234.31H0.000</b>	2	0,020 kg
 <p><b>Illuminated pushbutton actuator, Maintained, Front dimension Ø 29,5 mm</b></p>								
blue	Metal sandgrey	Plastic blue transparent	Plastic	Slow-make switching element	Maintained	<b>45-2234.31J0.000</b>	2	0,020 kg
 <p><b>Illuminated pushbutton actuator, Maintained, Front dimension Ø 29,5 mm</b></p>								
white	Metal sandgrey	Plastic white transparent	Plastic	Slow-make switching element	Maintained	<b>45-2234.31N0.000</b>	2	0,020 kg
 <p><b>Illuminated pushbutton actuator, Maintained, Front dimension Ø 29,5 mm</b></p>								
colourless	Metal sandgrey	Plastic colourless transparent	Plastic	Slow-make switching element	Maintained	<b>45-2234.31K0.000</b>	2	0,020 kg
 <p><b>Illuminated pushbutton actuator, Momentary, Front dimension Ø 29,5 mm</b></p>								
amber	Metal silver	Plastic amber transparent	Metal	Slow-make switching element	Momentary	<b>45-2231.21F0.000</b>	1	0,032 kg
 <p><b>Illuminated pushbutton actuator, Momentary, Front dimension Ø 29,5 mm</b></p>								
red	Metal silver	Plastic red transparent	Metal	Slow-make switching element	Momentary	<b>45-2231.21E0.000</b>	1	0,032 kg
 <p><b>Illuminated pushbutton actuator, Momentary, Front dimension Ø 29,5 mm</b></p>								
yellow	Metal silver	Plastic yellow transparent	Metal	Slow-make switching element	Momentary	<b>45-2231.21G0.000</b>	1	0,032 kg



# 45 Raised design

LED colour	Front bezel	Lens	Housing material	Switching system	Switching action	Part No.	Wiring diagram	Weight
 <p><b>Illuminated pushbutton actuator, Momentary, Front dimension Ø 29,5 mm</b></p>								
green	Metal silver	Plastic green transparent	Metal	Slow-make switching element	Momentary	45-2231.21H0.000	1	0,032 kg
 <p><b>Illuminated pushbutton actuator, Momentary, Front dimension Ø 29,5 mm</b></p>								
blue	Metal silver	Plastic blue transparent	Metal	Slow-make switching element	Momentary	45-2231.21J0.000	1	0,032 kg
 <p><b>Illuminated pushbutton actuator, Momentary, Front dimension Ø 29,5 mm</b></p>								
white	Metal silver	Plastic white transparent	Metal	Slow-make switching element	Momentary	45-2231.21N0.000	1	0,032 kg
 <p><b>Illuminated pushbutton actuator, Momentary, Front dimension Ø 29,5 mm</b></p>								
colourless	Metal silver	Plastic colourless transparent	Metal	Slow-make switching element	Momentary	45-2231.21K0.000	1	0,032 kg
 <p><b>Illuminated pushbutton actuator, Maintained, Front dimension Ø 29,5 mm</b></p>								
red	Metal silver	Plastic red transparent	Metal	Slow-make switching element	Maintained	45-2234.21E0.000	2	0,032 kg
 <p><b>Illuminated pushbutton actuator, Maintained, Front dimension Ø 29,5 mm</b></p>								
yellow	Metal silver	Plastic yellow transparent	Metal	Slow-make switching element	Maintained	45-2234.21G0.000	2	0,032 kg
 <p><b>Illuminated pushbutton actuator, Maintained, Front dimension Ø 29,5 mm</b></p>								
green	Metal silver	Plastic green transparent	Metal	Slow-make switching element	Maintained	45-2234.21H0.000	2	0,032 kg
 <p><b>Illuminated pushbutton actuator, Maintained, Front dimension Ø 29,5 mm</b></p>								
blue	Metal silver	Plastic blue transparent	Metal	Slow-make switching element	Maintained	45-2234.21J0.000	2	0,032 kg
 <p><b>Illuminated pushbutton actuator, Maintained, Front dimension Ø 29,5 mm</b></p>								
white	Metal silver	Plastic white transparent	Metal	Slow-make switching element	Maintained	45-2234.21N0.000	2	0,032 kg

LED colour	Front bezel	Lens	Housing material	Switching system	Switching action	Part No.	Wiring diagram	Weight
 <p><b>Illuminated pushbutton actuator, Maintained, Front dimension Ø 29,5 mm</b></p>								
colourless	Metal silver	Plastic colourless transparent	Metal	Slow-make switching element	Maintained	<b>45-2234.21K0.000</b>	2	0,032 kg
 <p><b>Illuminated pushbutton actuator, Momentary, Front dimension Ø 29,5 mm</b></p>								
red	Plastic black	Plastic red transparent	Plastic	Slow-make switching element	Momentary	<b>45-2231.12E0.000</b>	1	0,011 kg
 <p><b>Illuminated pushbutton actuator, Momentary, Front dimension Ø 29,5 mm</b></p>								
yellow	Plastic black	Plastic yellow transparent	Plastic	Slow-make switching element	Momentary	<b>45-2231.12G0.000</b>	1	0,011 kg
 <p><b>Illuminated pushbutton actuator, Momentary, Front dimension Ø 29,5 mm</b></p>								
green	Plastic black	Plastic green transparent	Plastic	Slow-make switching element	Momentary	<b>45-2231.12H0.000</b>	1	0,011 kg
 <p><b>Illuminated pushbutton actuator, Momentary, Front dimension Ø 29,5 mm</b></p>								
blue	Plastic black	Plastic blue transparent	Plastic	Slow-make switching element	Momentary	<b>45-2231.12J0.000</b>	1	0,011 kg
 <p><b>Illuminated pushbutton actuator, Momentary, Front dimension Ø 29,5 mm</b></p>								
colourless	Plastic black	Plastic colourless transparent	Plastic	Slow-make switching element	Momentary	<b>45-2231.12K0.000</b>	1	0,011 kg
 <p><b>Illuminated pushbutton actuator, Momentary, Front dimension Ø 29,5 mm</b></p>								
red	Metal sandgrey	Plastic red transparent	Plastic	Slow-make switching element	Momentary	<b>45-2231.32E0.000</b>	1	0,020 kg
 <p><b>Illuminated pushbutton actuator, Momentary, Front dimension Ø 29,5 mm</b></p>								
yellow	Metal sandgrey	Plastic yellow transparent	Plastic	Slow-make switching element	Momentary	<b>45-2231.32G0.000</b>	1	0,020 kg
 <p><b>Illuminated pushbutton actuator, Momentary, Front dimension Ø 29,5 mm</b></p>								
green	Metal sandgrey	Plastic green transparent	Plastic	Slow-make switching element	Momentary	<b>45-2231.32H0.000</b>	1	0,020 kg

# 45 Raised design

LED colour	Front bezel	Lens	Housing material	Switching system	Switching action	Part No.	Wiring diagram	Weight
 <p><b>Illuminated pushbutton actuator, Momentary, Front dimension Ø 29,5 mm</b></p>								
blue	Metal sandgrey	Plastic blue transparent	Plastic	Slow-make switching element	Momentary	<b>45-2231.32J0.000</b>	1	0,020 kg
 <p><b>Illuminated pushbutton actuator, Momentary, Front dimension Ø 29,5 mm</b></p>								
white	Metal sandgrey	Plastic colourless transparent	Plastic	Slow-make switching element	Momentary	<b>45-2231.32K0.000</b>	1	0,020 kg
 <p><b>Illuminated pushbutton actuator, Momentary, Front dimension Ø 29,5 mm</b></p>								
red	Metal silver	Plastic red transparent	Metal	Slow-make switching element	Momentary	<b>45-2231.22E0.000</b>	1	0,032 kg
 <p><b>Illuminated pushbutton actuator, Momentary, Front dimension Ø 29,5 mm</b></p>								
amber	Metal silver	Plastic amber transparent	Metal	Slow-make switching element	Momentary	<b>45-2231.22F0.000</b>	1	0,032 kg
 <p><b>Illuminated pushbutton actuator, Momentary, Front dimension Ø 29,5 mm</b></p>								
yellow	Metal silver	Plastic yellow transparent	Metal	Slow-make switching element	Momentary	<b>45-2231.22G0.000</b>	1	0,032 kg
 <p><b>Illuminated pushbutton actuator, Momentary, Front dimension Ø 29,5 mm</b></p>								
green	Metal silver	Plastic green transparent	Metal	Slow-make switching element	Momentary	<b>45-2231.22H0.000</b>	1	0,032 kg
 <p><b>Illuminated pushbutton actuator, Momentary, Front dimension Ø 29,5 mm</b></p>								
blue	Metal silver	Plastic blue transparent	Metal	Slow-make switching element	Momentary	<b>45-2231.22J0.000</b>	1	0,032 kg
 <p><b>Illuminated pushbutton actuator, Momentary, Front dimension Ø 29,5 mm</b></p>								
colourless	Metal silver	Plastic colourless transparent	Metal	Slow-make switching element	Momentary	<b>45-2231.22K0.000</b>	1	0,032 kg

LED colour	Front bezel	Lens	Housing material	Switching system	Switching action	Part No.	Wiring diagram	Weight
 <p><b>Illuminated pushbutton actuator, Momentary, Front dimension Ø 29,5 mm</b></p>								
white	Metal silver	Plastic white transparent	Metal	Slow-make switching element	Momentary	<b>45-2231.22N0.000</b>	1	0,032 kg
 <p><b>Illuminated pushbutton actuator, Momentary, Front dimension Ø 29,5 mm</b></p>								
blue	Plastic black	Plastic blue transparent	Plastic	Slow-make switching element	Momentary	<b>45-2231.14J0.000</b>	1	0,011 kg

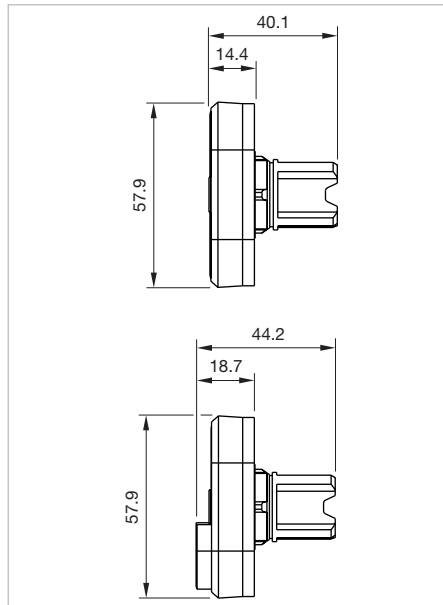
E---	E~--
Wiring diagram 1	Wiring diagram 2

# 45 Raised design

## Double pushbutton, IP66, IP67, IP69K

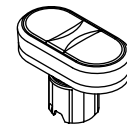


Product can differ from the current configuration.

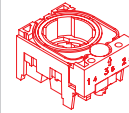


Dimensions [mm]

### Equipment consisting of (schematic overview)

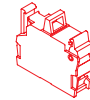


Actuator



Holder

page 140



Switching element

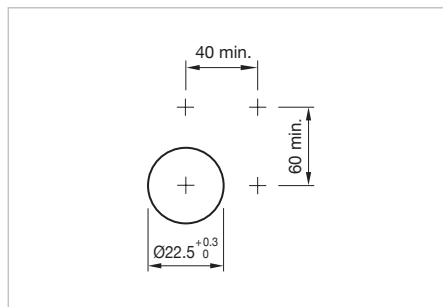
page 142

Each Part Number listed below includes all the black components shown in the 3D-drawing.

To obtain a complete unit, please select the red components from the pages shown.









### Additional Information

- Mounting depth incl. front plate, see chapter «drawings»



Mounting cut-outs [mm]

Front bezel	Lens	Switching system	Switching action	Part No.	Component layout	Wiring diagram	Weight
<b>Double pushbutton actuator, Momentary, Front dimension 58 mm x 30 mm</b>							
Plastic black	Plastic green-red	Slow-make switching element	Momentary	<b>45-2J31.16T0.000</b>	4	1	0,026 kg
<b>Double pushbutton actuator, Momentary, Front dimension 58 mm x 30 mm</b>							
Plastic black	Plastic white-black	Slow-make switching element	Momentary	<b>45-2J31.16V0.000</b>	4	1	0,026 kg
<b>Double pushbutton actuator, Momentary, Front dimension 58 mm x 30 mm</b>							
Plastic black	Plastic green-red	Slow-make switching element	Momentary	<b>45-2J31.15T0.000</b>	4	1	0,026 kg

Front bezel	Lens	Switching system	Switching action	Part No.	Component layout	Wiring diagram	Weight
	<b>Double pushbutton actuator, Momentary, Front dimension 58 mm x 30 mm</b>						
Plastic black	Plastic white-black	Slow-make switching element	Momentary	<b>45-2J31.15V0.000</b>	4	1	0,026 kg
	<b>Double pushbutton actuator, Momentary, Front dimension 58 mm x 30 mm</b>						
Metal sandgrey	Plastic green-red	Slow-make switching element	Momentary	<b>45-2J31.36T0.000</b>	4	1	0,043 kg
	<b>Double pushbutton actuator, Momentary, Front dimension 58 mm x 30 mm</b>						
Metal sandgrey	Plastic white-black	Slow-make switching element	Momentary	<b>45-2J31.36V0.000</b>	4	1	0,043 kg
	<b>Double pushbutton actuator, Momentary, Front dimension 58 mm x 30 mm</b>						
Metal sandgrey	Plastic green-red	Slow-make switching element	Momentary	<b>45-2J31.35T0.000</b>	4	1	0,043 kg
	<b>Double pushbutton actuator, Momentary, Front dimension 58 mm x 30 mm</b>						
Metal silver	Plastic green-red	Slow-make switching element	Momentary	<b>45-2J31.26T0.000</b>	4	1	0,068 kg
	<b>Double pushbutton actuator, Momentary, Front dimension 58 mm x 30 mm</b>						
Metal silver	Plastic white-black	Slow-make switching element	Momentary	<b>45-2J31.26V0.000</b>	4	1	0,068 kg
	<b>Double pushbutton actuator, Momentary, Front dimension 58 mm x 30 mm</b>						
Metal silver	Plastic green-red	Slow-make switching element	Momentary	<b>45-2J31.25T0.000</b>	4	1	0,068 kg
	<b>Double pushbutton actuator, Momentary, Front dimension 58 mm x 30 mm</b>						
Metal silver	Plastic white-black	Slow-make switching element	Momentary	<b>45-2J31.25V0.000</b>	4	1	0,068 kg



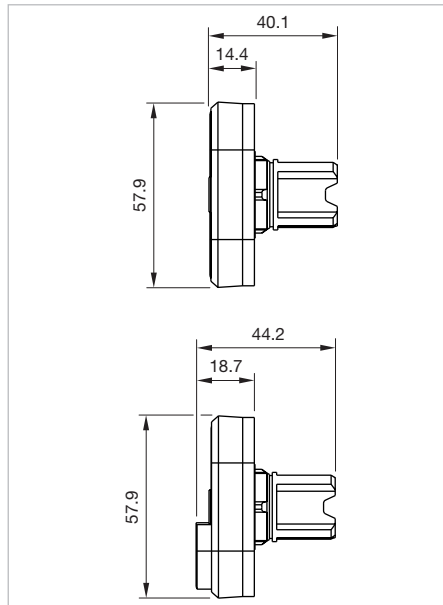
Wiring diagram 1

# 45 Raised design

## Illuminated double pushbutton, IP66, IP67, IP69K

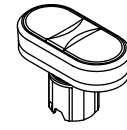


Product can differ from the current configuration.

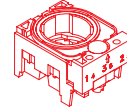


Dimensions [mm]

### Equipment consisting of (schematic overview)

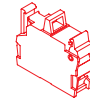


Actuator



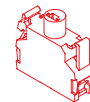
Holder

page 140



Switching element

page 142



Illumination element

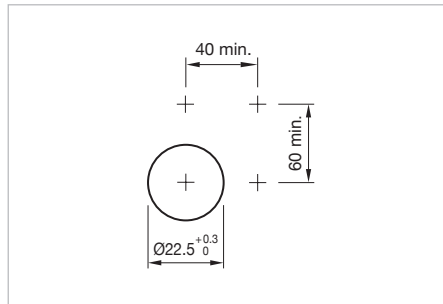
page 146

Each Part Number listed below includes all the black components shown in the 3D-drawing.

To obtain a complete unit, please select the red components from the pages shown.

### Additional Information






- Mounting depth incl. front plate, see chapter «drawings»
- With illuminative centre window



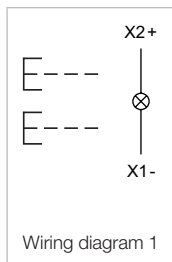
Mounting cut-outs [mm]

Front bezel	Lens	Switching system	Switching action	Illumination	Part No.	Component layout	Wiring diagram	Weight
	<b>Illuminated double pushbutton actuator, Momentary, Front dimension 58 mm x 30 mm</b>							
Plastic black	Plastic green-red	Slow-make switching element	Momentary	illuminative	<b>45-2K31.16T0.000</b>	4	1	0,025 kg
	<b>Illuminated double pushbutton actuator, Momentary, Front dimension 58 mm x 30 mm</b>							
Plastic black	Plastic white-black	Slow-make switching element	Momentary	illuminative	<b>45-2K31.16V0.000</b>	4	1	0,025 kg
	<b>Illuminated double pushbutton actuator, Momentary, Front dimension 58 mm x 30 mm</b>							
Plastic black	Plastic green-red	Slow-make switching element	Momentary	illuminative	<b>45-2K31.15T0.000</b>	4	1	0,025 kg



Front bezel	Lens	Switching system	Switching action	Illumination	Part No.	Component layout	Wiring diagram	Weight
	<b>Illuminated double pushbutton actuator, Momentary, Front dimension 58 mm x 30 mm</b>							
Plastic black	Plastic white-black	Slow-make switching element	Momentary	illuminative	<b>45-2K31.15V0.000</b>	4	1	0,025 kg
	<b>Illuminated double pushbutton actuator, Momentary, Front dimension 58 mm x 30 mm</b>							
Metal sandgrey	Plastic green-red	Slow-make switching element	Momentary	illuminative	<b>45-2K31.36T0.000</b>	4	1	0,043 kg
	<b>Illuminated double pushbutton actuator, Momentary, Front dimension 58 mm x 30 mm</b>							
Metal sandgrey	Plastic white-black	Slow-make switching element	Momentary	illuminative	<b>45-2K31.36V0.000</b>	4	1	0,043 kg
	<b>Illuminated double pushbutton actuator, Momentary, Front dimension 58 mm x 30 mm</b>							
Metal sandgrey	Plastic green-red	Slow-make switching element	Momentary	illuminative	<b>45-2K31.35T0.000</b>	4	1	0,043 kg
	<b>Illuminated double pushbutton actuator, Momentary, Front dimension 58 mm x 30 mm</b>							
Metal sandgrey	Plastic white-black	Slow-make switching element	Momentary	illuminative	<b>45-2K31.35V0.000</b>	4	1	0,043 kg

The component layouts you will find from page 156

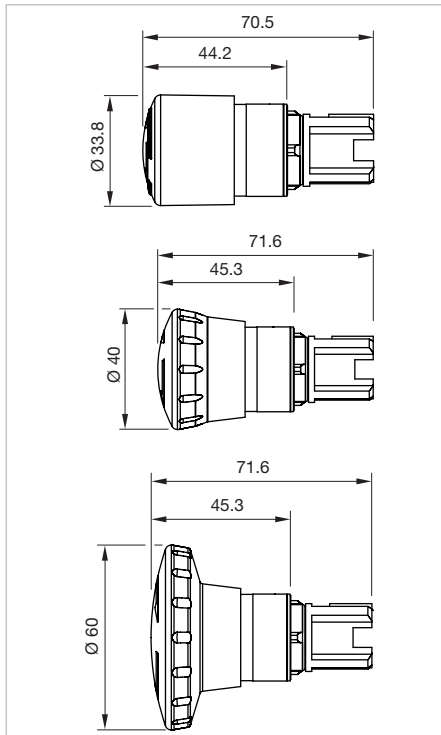


# 45 Raised design

Emergency-stop switch foolproof, EN IEC 60947-5-5, IP66, IP67, IP69K

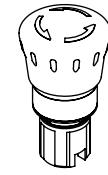


Product can differ from the current configuration.

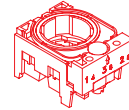


Dimensions [mm]

### Equipment consisting of (schematic overview)

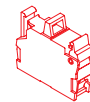


Actuator



Holder

page 140



Switching element

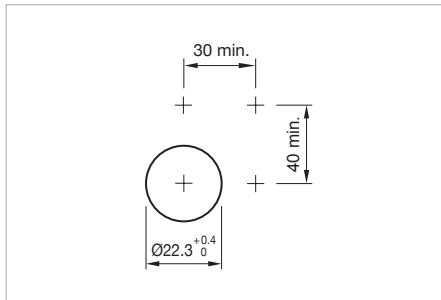
page 142

Each Part Number listed below includes all the black components shown in the 3D-drawing.



To obtain a complete unit, please select the red components from the pages shown.







### Additional Information

- Mounting depth incl. front plate, see chapter «drawings»
- The standard lock: RONIS, T254
- Two keys are supplied with each key lock switch



Mounting cut-outs [mm]

Product attribute	Front bezel	Lens	Switching action	Part No.	Wiring diagram	Weight
	<b>Emergency-stop switch actuator, foolproof EN IEC 60947-5-5, Front dimension Ø 34 mm</b>					
Twist to unlock clockwise	Plastic black	Plastic red	Maintained	45-2C36.1820.000	1	0,046 kg
	<b>Emergency-stop switch actuator, foolproof EN IEC 60947-5-5, Front dimension Ø 40 mm</b>					
Twist to unlock clockwise	Plastic black	Plastic red	Maintained	45-2C36.1920.000	1	0,046 kg

Product attribute	Front bezel	Lens	Switching action	Part No.	Wiring diagram	Weight
 <p><b>Emergency-stop switch actuator, foolproof EN IEC 60947-5-5, Front dimension Ø 40 mm</b></p>						
Pull release	Plastic black	Plastic red	Maintained	<b>45-2C37.1920.000</b>	1	0,046 kg
 <p><b>Emergency-stop switch actuator, foolproof EN IEC 60947-5-5, Front dimension Ø 60 mm</b></p>						
Twist to unlock clockwise	Plastic black	Plastic red	Maintained	<b>45-2C36.1A20.000</b>	1	0,056 kg
 <p><b>Emergency-stop switch actuator, foolproof EN IEC 60947-5-5, Front dimension Ø 40 mm</b></p>						
Twist to unlock anti-clockwise	Plastic black	Plastic red	Maintained	<b>45-2C35.1920.110</b>	1	0,083 kg
 <p><b>Emergency-stop switch actuator, foolproof EN IEC 60947-5-5, Front dimension Ø 34 mm</b></p>						
Twist to unlock clockwise	Metal silver	Plastic red	Maintained	<b>45-2C36.2820.000</b>	1	0,056 kg
 <p><b>Emergency-stop switch actuator, foolproof EN IEC 60947-5-5, Front dimension Ø 40 mm</b></p>						
Twist to unlock clockwise	Metal silver	Plastic red	Maintained	<b>45-2C36.2920.000</b>	1	0,046 kg
 <p><b>Emergency-stop switch actuator, foolproof EN IEC 60947-5-5, Front dimension Ø 40 mm</b></p>						
Twist to unlock anti-clockwise	Metal silver	Plastic red	Maintained	<b>45-2C35.2920.110</b>	1	0,083 kg



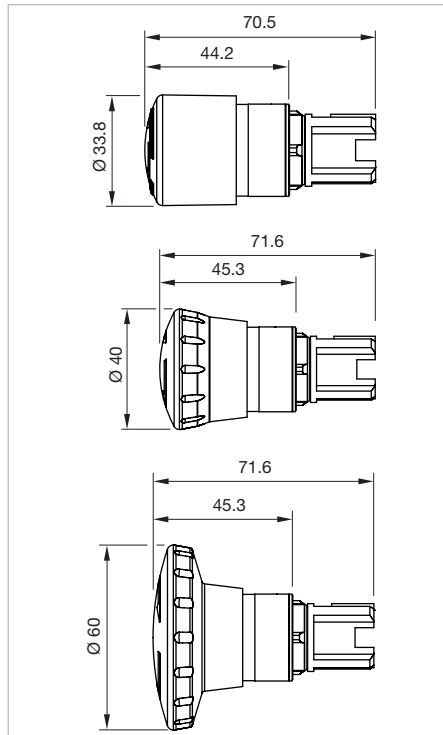
Wiring diagram 1

# 45 Raised design

Emergency-stop switch, illuminated, foolproof EN IEC 60947-5-5, IP66, IP67, IP69K

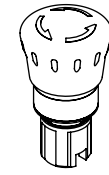


Product can differ from the current configuration.

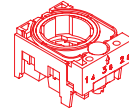


Dimensions [mm]

### Equipment consisting of (schematic overview)

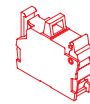


**Actuator**



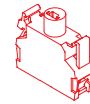
**Holder**

page 140



**Switching element**

page 142



**Illumination element**

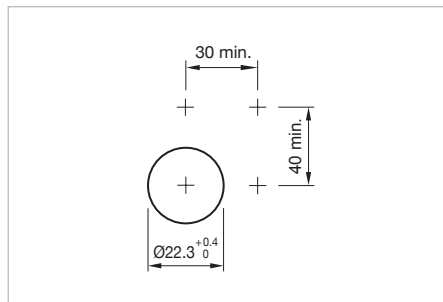
page 146

Each Part Number listed below includes all the black components shown in the 3D-drawing.



To obtain a complete unit, please select the red components from the pages shown.





### Additional Information

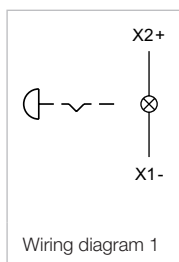
- Mounting depth incl. front plate, see chapter «drawings»
- The standard lock: RONIS, T254
- Two keys are supplied with each key lock switch



Mounting cut-outs [mm]

Product attribute	Front bezel	Lens	Switching action	Part No.	Wiring diagram	Weight
	<b>Emergency-stop switch actuator, foolproof EN IEC 60947-5-5, Front dimension Ø 34 mm</b>					
Twist to unlock clockwise, illuminable	Plastic black	Plastic red	Maintained	45-2D36.1820.000	1	0,046 kg
	<b>Emergency-stop switch actuator, foolproof EN IEC 60947-5-5, Front dimension Ø 34 mm</b>					
Twist to unlock clockwise, illuminable	Metal silver	Plastic red	Maintained	45-2D36.2820.000	1	0,046 kg

Product attribute	Front bezel	Lens	Switching action	Part No.	Wiring diagram	Weight
 <p><b>Emergency-stop switch actuator, foolproof EN IEC 60947-5-5, Front dimension Ø 40 mm</b></p>						
Twist to unlock clockwise, illuminable	Plastic black	Plastic red	Maintained	<b>45-2D36.1920.000</b>	1	0,046 kg
 <p><b>Emergency-stop switch actuator, foolproof EN IEC 60947-5-5, Front dimension Ø 60 mm</b></p>						
Twist to unlock clockwise, illuminable	Plastic black	Plastic red	Maintained	<b>45-2D36.1A20.000</b>	1	0,053 kg
 <p><b>Emergency-stop switch actuator, foolproof EN IEC 60947-5-5, Front dimension Ø 40 mm</b></p>						
Twist to unlock clockwise, illuminable	Metal silver	Plastic red	Maintained	<b>45-2D36.2920.000</b>	1	0,046 kg
 <p><b>Emergency-stop switch actuator, foolproof EN IEC 60947-5-5, Front dimension Ø 60 mm</b></p>						
Twist to unlock clockwise, illuminable	Metal silver	Plastic red	Maintained	<b>45-2D36.2A20.000</b>	1	0,053 kg

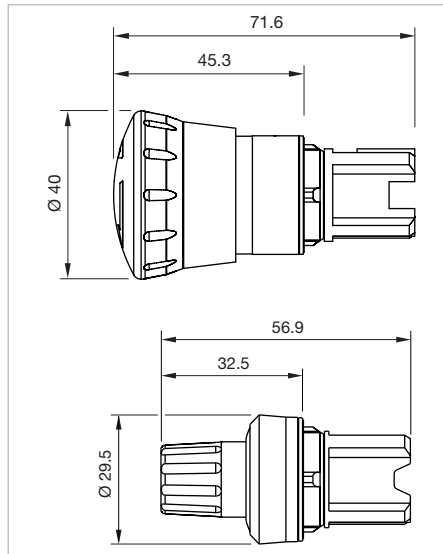


# 45 Raised design

Stop switch actuator, foolproof, IP66, IP67, IP69K

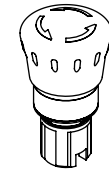


Product can differ from the current configuration.

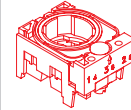


Dimensions [mm]

### Equipment consisting of (schematic overview)

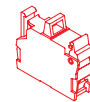


Actuator



Holder

page 140



Switching element

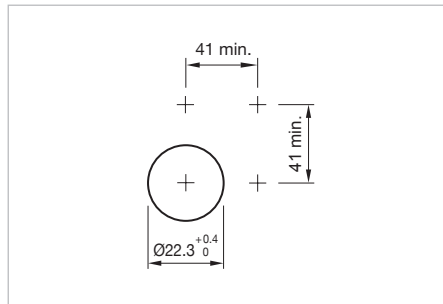
page 142

Each Part Number listed below includes all the black components shown in the 3D-drawing.




To obtain a complete unit, please select the red components from the pages shown.



### Additional Information

- Mounting depth incl. front plate, see chapter «drawings»



Mounting cut-outs [mm]

Product attribute	Front bezel	Lens	Switching action	Lever	Part No.	Wiring diagram	Weight
	<b>Stop switch actuator, foolproof, Front dimension Ø 40 mm</b>						
Twist to unlock clockwise	Plastic black	Plastic black	Maintained	–	<b>45-2736.1910.000</b>	1	0,036 kg
	<b>Stop switch actuator, foolproof, Front dimension Ø 40 mm</b>						
Twist to unlock clockwise	Plastic black	Plastic blue	Maintained	–	<b>45-2736.1960.000</b>	1	0,046 kg
	<b>Stop switch actuator, foolproof, Front dimension Ø 40 mm</b>						
Twist to unlock clockwise	Metal silver	Plastic black	Maintained	–	<b>45-2C36.2910.000</b>	1	0,036 kg

Product attribute	Front bezel	Lens	Switching action	Lever	Part No.	Wiring diagram	Weight
 <p><b>Stop switch actuator, foolproof, Front dimension Ø 29.5 mm</b></p>							
twist to release, can be latched after pressing by rotating to the right	Plastic black	–	Maintained	Plastic black	<b>45-2729.1010.000</b>	1	0,018 kg
 <p><b>Stop switch actuator, foolproof, Front dimension Ø 29.5 mm</b></p>							
twist to release, can be latched after pressing by rotating to the right	Plastic black	–	Maintained	Plastic red	<b>45-2729.1020.000</b>	1	0,018 kg

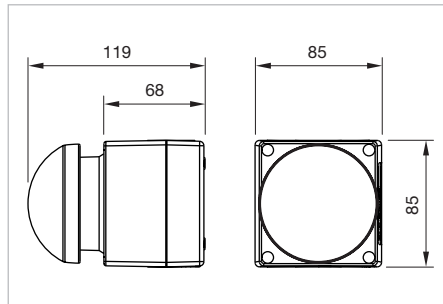


# 45 Raised design

## Palm switch, IP66, IP67, IP69K

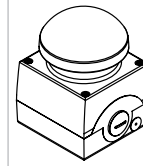


Product can differ from the current configuration.

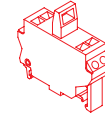


Dimensions [mm]

### Equipment consisting of (schematic overview)



Actuator

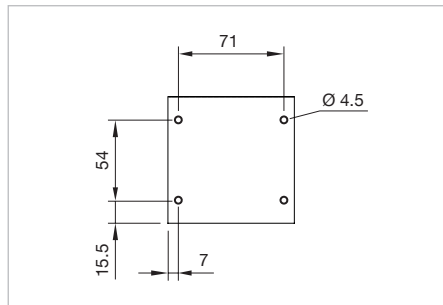


Switching element

page 145

### Additional Information





- Mounting depth incl. front plate, see chapter «drawings»



Mounting cut-outs [mm]

Each Part Number listed below includes all the black components shown in the 3D-drawing.

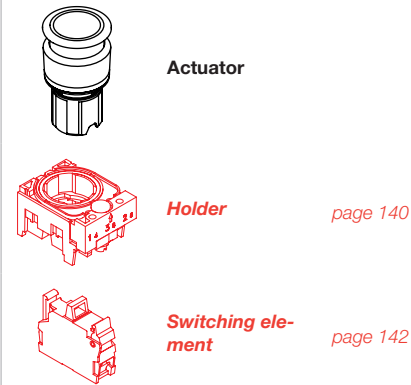
To obtain a complete unit, please select the red components from the pages shown.

Lens	Housing material	Switching system	Switching action	Part No.	Weight
	<b>Palm switch, Front dimension 85 x 85 mm</b>				
Plastic black	Metal	Slow-make switching element	Momentary	<b>45-481.2810</b>	0,642 kg
	<b>Palm switch, Front dimension 85 x 85 mm</b>				
Plastic red	Metal	Slow-make switching element	Maintained	<b>45-482.2810</b>	0,642 kg
	<b>Palm switch, Front dimension 85 x 85 mm</b>				
Plastic black	Plastic	Slow-make switching element	Momentary	<b>45-481.1810</b>	0,390 kg
	<b>Palm switch, Front dimension 85 x 85 mm</b>				
Plastic red	Plastic	Slow-make switching element	Maintained	<b>45-482.1810</b>	0,390 kg



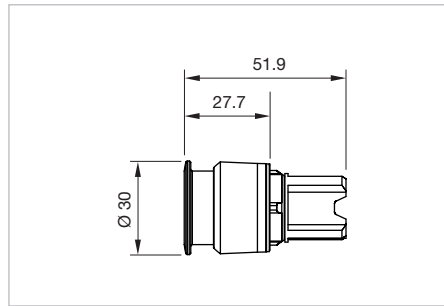
**Mushroom-head pushbutton Ø 30 mm, IP66, IP67, IP69K**

**Equipment consisting of (schematic overview)**

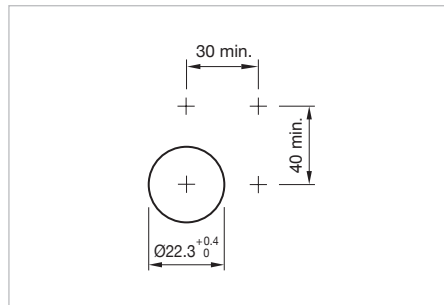


Each Part Number listed below includes all the black components shown in the 3D-drawing.

To obtain a complete unit, please select the red components from the pages shown.



Dimensions [mm]



Mounting cut-outs [mm]











Product can differ from the current configuration.






**Additional Information**

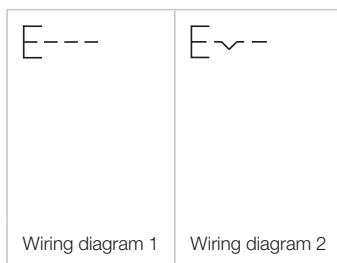
- Mounting depth incl. front plate, see chapter «drawings»

Front bezel	Lens	Housing material	Switching system	Switching action	Part No.	Wiring diagram	Weight
	<b>Mushroom-head pushbutton actuator, Maintained, Front dimension Ø 30 mm</b>						
Plastic black	Plastic black	Plastic	Slow-make switching element	Maintained	<b>45-2530.1810.000</b>	2	0,020 kg
	<b>Mushroom-head pushbutton actuator, Maintained, Front dimension Ø 30 mm</b>						
Plastic black	Plastic red	Plastic	Slow-make switching element	Maintained	<b>45-2530.1820.000</b>	2	0,020 kg
	<b>Mushroom-head pushbutton actuator, Maintained, Front dimension Ø 30 mm</b>						
Plastic black	Plastic yellow	Plastic	Slow-make switching element	Maintained	<b>45-2530.1840.000</b>	2	0,020 kg
	<b>Mushroom-head pushbutton actuator, Momentary, Front dimension Ø 30 mm</b>						
Plastic black	Plastic black	Plastic	Slow-make switching element	Momentary	<b>45-2531.1810.000</b>	1	0,020 kg
	<b>Mushroom-head pushbutton actuator, Momentary, Front dimension Ø 30 mm</b>						
Plastic black	Plastic red	Plastic	Slow-make switching element	Momentary	<b>45-2531.1820.000</b>	1	0,020 kg

# 45 Raised design

Front bezel	Lens	Housing material	Switching system	Switching action	Part No.	Wiring diagram	Weight
	<b>Mushroom-head pushbutton actuator, Momentary, Front dimension Ø 30 mm</b>						
Plastic black	Plastic yellow	Plastic	Slow-make switching element	Momentary	45-2531.1840.000	1	0,020 kg
	<b>Mushroom-head pushbutton actuator, Momentary, Front dimension Ø 30 mm</b>						
Plastic black	Plastic green	Plastic	Slow-make switching element	Momentary	45-2531.1850.000	1	0,020 kg
	<b>Mushroom-head pushbutton actuator, Maintained, Front dimension Ø 30 mm</b>						
Metal sandgrey	Plastic black	Plastic	Slow-make switching element	Maintained	45-2530.3810.000	2	0,034 kg
	<b>Mushroom-head pushbutton actuator, Maintained, Front dimension Ø 30 mm</b>						
Plastic black	Plastic red	Plastic	Slow-make switching element	Maintained	45-2530.3820.000	2	0,034 kg
	<b>Mushroom-head pushbutton actuator, Momentary, Front dimension Ø 30 mm</b>						
Metal sandgrey	Plastic black	Plastic	Slow-make switching element	Momentary	45-2531.3810.000	1	0,034 kg
	<b>Mushroom-head pushbutton actuator, Momentary, Front dimension Ø 30 mm</b>						
Metal sandgrey	Plastic red	Plastic	Slow-make switching element	Momentary	45-2531.3820.000	1	0,034 kg
	<b>Mushroom-head pushbutton actuator, Momentary, Front dimension Ø 30 mm</b>						
Metal sandgrey	Plastic yellow	Plastic	Slow-make switching element	Momentary	45-2531.3840.000	1	0,034 kg
	<b>Mushroom-head pushbutton actuator, Momentary, Front dimension Ø 30 mm</b>						
Metal sandgrey	Plastic green	Plastic	Slow-make switching element	Momentary	45-2531.3850.000	1	0,034 kg
	<b>Mushroom-head pushbutton actuator, Maintained, Front dimension Ø 30 mm</b>						
Metal silver	Plastic black	Metal	Slow-make switching element	Maintained	45-2530.2810.000	2	0,052 kg

Front bezel	Lens	Housing material	Switching system	Switching action	Part No.	Wiring diagram	Weight
 <p><b>Mushroom-head pushbutton actuator, Maintained, Front dimension Ø 30 mm</b></p>							
Metal silver	Plastic red	Metal	Slow-make switching element	Maintained	<b>45-2530.2820.000</b>	2	0,052 kg
 <p><b>Mushroom-head pushbutton actuator, Momentary, Front dimension Ø 30 mm</b></p>							
Metal silver	Plastic black	Metal	Slow-make switching element	Momentary	<b>45-2531.2810.000</b>	1	0,052 kg
 <p><b>Mushroom-head pushbutton actuator, Momentary, Front dimension Ø 30 mm</b></p>							
Metal silver	Plastic red	Metal	Slow-make switching element	Momentary	<b>45-2531.2820.000</b>	1	0,052 kg
 <p><b>Mushroom-head pushbutton actuator, Momentary, Front dimension Ø 30 mm</b></p>							
Metal silver	Plastic yellow	Metal	Slow-make switching element	Momentary	<b>45-2531.2840.000</b>	1	0,052 kg
 <p><b>Mushroom-head pushbutton actuator, Momentary, Front dimension Ø 30 mm</b></p>							
Metal silver	Plastic green	Metal	Slow-make switching element	Momentary	<b>45-2531.2850.000</b>	1	0,052 kg

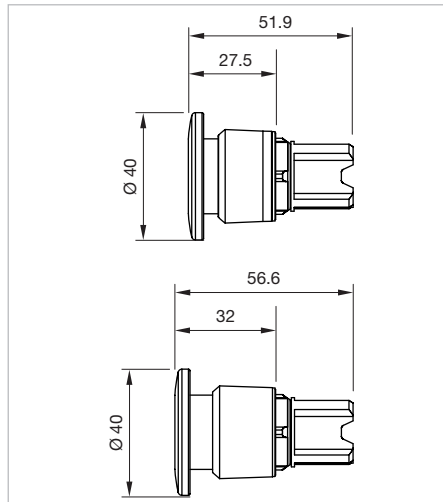


# 45 Raised design

## Mushroom-head pushbutton Ø 40 mm, IP66, IP67, IP69K

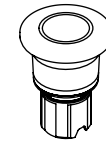


Product can differ from the current configuration.

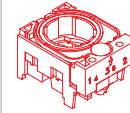


Dimensions [mm]

### Equipment consisting of (schematic overview)



Actuator



Holder

page 140



Switching element

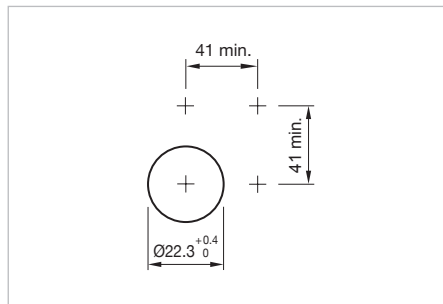
page 142

Each Part Number listed below includes all the black components shown in the 3D-drawing.

To obtain a complete unit, please select the red components from the pages shown.










### Additional Information

- Mounting depth incl. front plate, see chapter «drawings»















Mounting cut-outs [mm]





Front bezel	Lens	Housing material	Switching system	Switching action	Part No.	Wiring diagram	Weight
<b>Mushroom-head pushbutton actuator, Maintained, Front dimension Ø 40 mm</b>							
Plastic black	Plastic black	Plastic	Slow-make switching element	Maintained	<b>45-2530.1910.000</b>	2	0,022 kg
<b>Mushroom-head pushbutton actuator, Maintained, Front dimension Ø 40 mm</b>							
Plastic black	Plastic red	Plastic	Slow-make switching element	Maintained	<b>45-2530.1920.000</b>	2	0,020 kg
<b>Mushroom-head pushbutton actuator, Maintained, Front dimension Ø 40 mm</b>							
Plastic black	Plastic yellow	Plastic	Slow-make switching element	Maintained	<b>45-2530.1940.000</b>	2	0,020 kg
<b>Mushroom-head pushbutton actuator, Maintained, Front dimension Ø 40 mm</b>							
Metal silver	Plastic green	Plastic	Slow-make switching element	Maintained	<b>45-2530.1950.000</b>	2	0,020 kg

Front bezel	Lens	Housing material	Switching system	Switching action	Part No.	Wiring diagram	Weight
	<b>Mushroom-head pushbutton actuator, Momentary, Front dimension Ø 40 mm</b>						
Plastic black	Plastic black	Plastic	Slow-make switching element	Momentary	<b>45-2531.1910.000</b>	1	0,020 kg
	<b>Mushroom-head pushbutton actuator, Momentary, Front dimension Ø 40 mm</b>						
Plastic black	Plastic red	Plastic	Slow-make switching element	Momentary	<b>45-2531.1920.000</b>	1	0,020 kg
	<b>Mushroom-head pushbutton actuator, Momentary, Front dimension Ø 40 mm</b>						
Plastic black	Plastic yellow	Plastic	Slow-make switching element	Momentary	<b>45-2531.1940.000</b>	1	0,020 kg
	<b>Mushroom-head pushbutton actuator, Momentary, Front dimension Ø 40 mm</b>						
Plastic black	Plastic green	Plastic	Slow-make switching element	Momentary	<b>45-2531.1950.000</b>	1	0,020 kg
	<b>Mushroom-head pushbutton actuator, Maintained, Front dimension Ø 40 mm</b>						
Plastic black	Plastic black	Plastic	Slow-make switching element	Maintained	<b>45-2530.3910.000</b>	2	0,034 kg
	<b>Mushroom-head pushbutton actuator, Maintained, Front dimension Ø 40 mm</b>						
Plastic black	Plastic red	Plastic	Slow-make switching element	Maintained	<b>45-2530.3920.000</b>	2	0,034 kg
	<b>Mushroom-head pushbutton actuator, Momentary, Front dimension Ø 40 mm</b>						
Metal sandgrey	Plastic black	Plastic	Slow-make switching element	Momentary	<b>45-2531.3910.000</b>	1	0,034 kg
	<b>Mushroom-head pushbutton actuator, Momentary, Front dimension Ø 40 mm</b>						
Metal silver	Plastic red	Plastic	Slow-make switching element	Momentary	<b>45-2531.3920.000</b>	1	0,034 kg
	<b>Mushroom-head pushbutton actuator, Momentary, Front dimension Ø 40 mm</b>						
Metal silver	Plastic yellow	Plastic	Slow-make switching element	Momentary	<b>45-2531.3940.000</b>	1	0,034 kg

# 45 Raised design

Front bezel	Lens	Housing material	Switching system	Switching action	Part No.	Wiring diagram	Weight
	<b>Mushroom-head pushbutton actuator, Momentary, Front dimension Ø 40 mm</b>						
Metal silver	Plastic green	Plastic	Slow-make switching element	Momentary	45-2531.3950.000	1	0,034 kg
	<b>Mushroom-head pushbutton actuator, Maintained, Front dimension Ø 40 mm</b>						
Metal silver	Plastic black	Metal	Slow-make switching element	Maintained	45-2530.2910.000	2	0,052 kg
	<b>Mushroom-head pushbutton actuator, Maintained, Front dimension Ø 40 mm</b>						
Metal silver	Plastic red	Metal	Slow-make switching element	Maintained	45-2530.2920.000	2	0,052 kg
	<b>Mushroom-head pushbutton actuator, Maintained, Front dimension Ø 40 mm</b>						
Metal sandgrey	Plastic yellow	Metal	Slow-make switching element	Maintained	45-2530.2940.000	2	0,052 kg
	<b>Mushroom-head pushbutton actuator, Momentary, Front dimension Ø 40 mm</b>						
Metal silver	Plastic black	Metal	Slow-make switching element	Momentary	45-2531.2910.000	1	0,052 kg
	<b>Mushroom-head pushbutton actuator, Momentary, Front dimension Ø 40 mm</b>						
Metal silver	Plastic red	Metal	Slow-make switching element	Momentary	45-2531.2920.000	1	0,052 kg
	<b>Mushroom-head pushbutton actuator, Momentary, Front dimension Ø 40 mm</b>						
Metal silver	Plastic yellow	Metal	Slow-make switching element	Momentary	45-2531.2940.000	1	0,052 kg
	<b>Mushroom-head pushbutton actuator, Momentary, Front dimension Ø 40 mm</b>						
Metal silver	Plastic green	Metal	Slow-make switching element	Momentary	45-2531.2950.000	1	0,052 kg
	<b>Mushroom-head pushbutton actuator, Momentary/maintained, Front dimension Ø 40 mm</b>						
Metal silver	Plastic black	Metal	Slow-make switching element	Momentary / Maintained	45-2532.2910.000	3	0,052 kg

Front bezel	Lens	Housing material	Switching system	Switching action	Part No.	Wiring diagram	Weight
	<b>Mushroom-head pushbutton actuator, Momentary/maintained, Front dimension Ø 40 mm</b>						
Plastic black	Plastic red	Metal	Slow-make switching element	Momentary / Maintained	<b>45-2532.2920.000</b>	3	0,052 kg
	<b>Mushroom-head pushbutton actuator, Momentary/momentary, Front dimension Ø 40 mm</b>						
Plastic black	Plastic black	Metal	Slow-make switching element	Momentary / Momentary	<b>45-2533.2910.000</b>	4	0,052 kg
	<b>Mushroom-head pushbutton actuator, Momentary/momentary, Front dimension Ø 40 mm</b>						
Plastic black	Plastic red	Metal	Slow-make switching element	Momentary / Momentary	<b>45-2533.2920.000</b>	4	0,052 kg

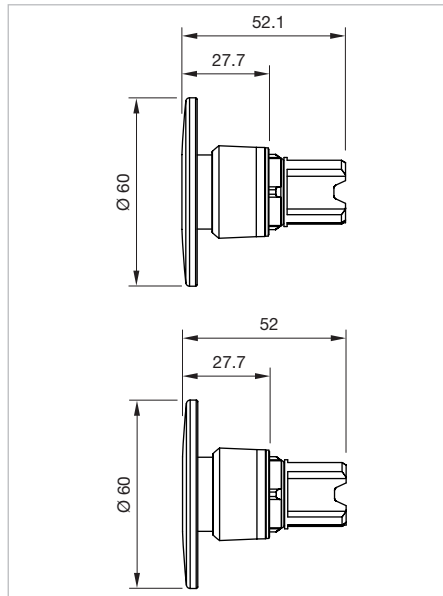
			
Wiring diagram 1	Wiring diagram 2	Wiring diagram 3	Wiring diagram 4

# 45 Raised design

## Mushroom-head pushbutton Ø 60 mm, IP66, IP67, IP69K

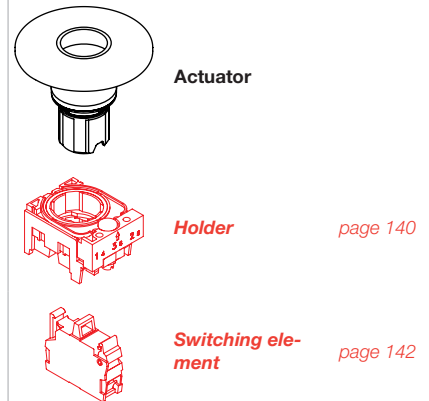


Product can differ from the current configuration.



Dimensions [mm]

### Equipment consisting of (schematic overview)

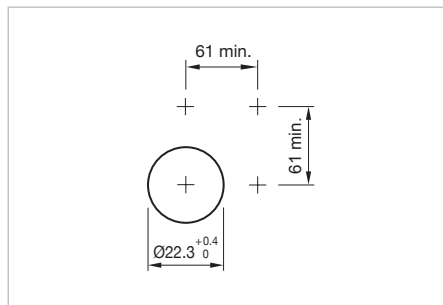


Each Part Number listed below includes all the black components shown in the 3D-drawing.




To obtain a complete unit, please select the red components from the pages shown.

### Additional Information










- Mounting depth incl. front plate, see chapter «drawings»



Mounting cut-outs [mm]

Front bezel	Lens	Housing material	Switching system	Switching action	Part No.	Wiring diagram	Weight
	<b>Mushroom-head pushbutton actuator, Maintained, Front dimension Ø 60 mm</b>						
Metal silver	Plastic black	Plastic	Slow-make switching element	Maintained	<b>45-2530.1A10.000</b>	2	0,022 kg
	<b>Mushroom-head pushbutton actuator, Maintained, Front dimension Ø 60 mm</b>						
Metal silver	Plastic red	Plastic	Slow-make switching element	Maintained	<b>45-2530.1A20.000</b>	2	0,020 kg
	<b>Mushroom-head pushbutton actuator, Momentary, Front dimension Ø 60 mm</b>						
Plastic black	Plastic black	Plastic	Slow-make switching element	Momentary	<b>45-2531.1A10.000</b>	1	0,020 kg



Front bezel	Lens	Housing material	Switching system	Switching action	Part No.	Wiring diagram	Weight
	<b>Mushroom-head pushbutton actuator, Momentary, Front dimension Ø 60 mm</b>						
Metal silver	Plastic red	Plastic	Slow-make switching element	Momentary	<b>45-2531.1A20.000</b>	1	0,020 kg
	<b>Mushroom-head pushbutton actuator, Momentary, Front dimension Ø 60 mm</b>						
Metal silver	Plastic yellow	Plastic	Slow-make switching element	Momentary	<b>45-2531.1A40.000</b>	1	0,020 kg
	<b>Mushroom-head pushbutton actuator, Momentary, Front dimension Ø 60 mm</b>						
Metal silver	Plastic green	Plastic	Slow-make switching element	Momentary	<b>45-2531.1A50.000</b>	1	0,020 kg
	<b>Mushroom-head pushbutton actuator, Maintained, Front dimension Ø 60 mm</b>						
Metal sandgrey	Plastic black	Metal	Slow-make switching element	Maintained	<b>45-2530.2A10.000</b>	2	0,052 kg
	<b>Mushroom-head pushbutton actuator, Maintained, Front dimension Ø 60 mm</b>						
Metal sandgrey	Plastic red	Metal	Slow-make switching element	Maintained	<b>45-2530.2A20.000</b>	2	0,052 kg
	<b>Mushroom-head pushbutton actuator, Momentary, Front dimension Ø 60 mm</b>						
Metal silver	Plastic black	Metal	Slow-make switching element	Momentary	<b>45-2531.2A10.000</b>	1	0,052 kg
	<b>Mushroom-head pushbutton actuator, Momentary, Front dimension Ø 60 mm</b>						
Metal sandgrey	Plastic red	Metal	Slow-make switching element	Momentary	<b>45-2531.2A20.000</b>	1	0,052 kg
	<b>Mushroom-head pushbutton actuator, Momentary, Front dimension Ø 60 mm</b>						
Metal sandgrey	Plastic yellow	Metal	Slow-make switching element	Momentary	<b>45-2531.2A40.000</b>	1	0,052 kg
	<b>Mushroom-head pushbutton actuator, Momentary, Front dimension Ø 60 mm</b>						
Metal sandgrey	Plastic green	Metal	Slow-make switching element	Momentary	<b>45-2531.2A50.000</b>	1	0,052 kg



Wiring diagram 1



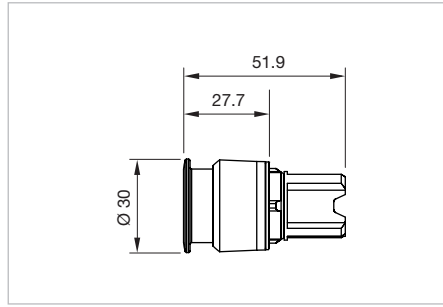
Wiring diagram 2

# 45 Raised design

## Mushroom-head pushbutton Ø 30 mm, illuminated, IP66, IP67, IP69K



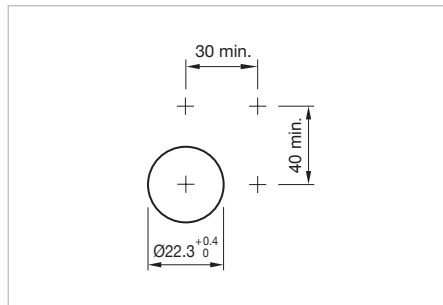
Product can differ from the current configuration.



Dimensions [mm]

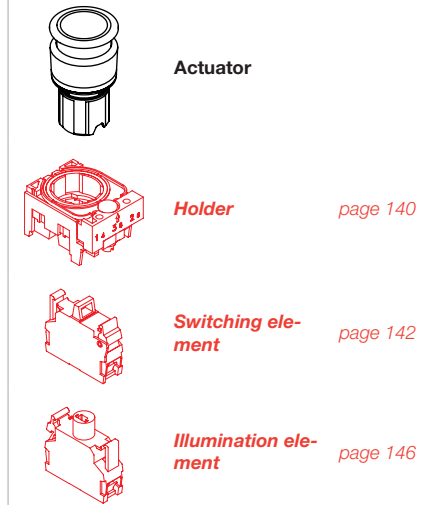
### Additional Information

- Mounting depth incl. front plate, see chapter «drawings»








Mounting cut-outs [mm]










### Equipment consisting of (schematic overview)












Each Part Number listed below includes all the black components shown in the 3D-drawing.




To obtain a complete unit, please select the red components from the pages shown.

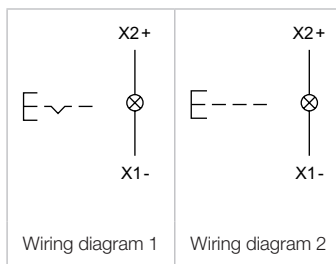
LED colour	Front bezel	Lens	Housing material	Switching system	Switching action	Part No.	Wiring diagram	Weight
 <p><b>Mushroom-head pushbutton actuator, Maintained, Front dimension Ø 30 mm</b></p>								
red	Plastic black	Plastic red transparent	Plastic	Slow-make switching element	Maintained	<b>45-2630.18E0.000</b>	1	0,027 kg
 <p><b>Mushroom-head pushbutton actuator, Maintained, Front dimension Ø 30 mm</b></p>								
yellow	Plastic black	Plastic yellow transparent	Plastic	Slow-make switching element	Maintained	<b>45-2630.18G0.000</b>	1	0,027 kg
 <p><b>Mushroom-head pushbutton actuator, Maintained, Front dimension Ø 30 mm</b></p>								
green	Plastic black	Plastic green transparent	Plastic	Slow-make switching element	Maintained	<b>45-2630.18H0.000</b>	1	0,027 kg
 <p><b>Mushroom-head pushbutton actuator, Maintained, Front dimension Ø 30 mm</b></p>								
blue	Plastic black	Plastic blue transparent	Plastic	Slow-make switching element	Maintained	<b>45-2630.18J0.000</b>	1	0,027 kg
 <p><b>Mushroom-head pushbutton actuator, Maintained, Front dimension Ø 30 mm</b></p>								
colourless	Plastic black	Plastic colourless transparent	Plastic	Slow-make switching element	Maintained	<b>45-2630.18K0.000</b>	1	0,027 kg

LED colour	Front bezel	Lens	Housing material	Switching system	Switching action	Part No.	Wiring diagram	Weight
 <p><b>Mushroom-head pushbutton actuator, Momentary, Front dimension Ø 30 mm</b></p>								
red	Plastic black	Plastic red transparent	Plastic	Slow-make switching element	Momentary	<b>45-2631.18E0.000</b>	2	0,033 kg
 <p><b>Mushroom-head pushbutton actuator, Momentary, Front dimension Ø 30 mm</b></p>								
yellow	Plastic black	Plastic yellow transparent	Plastic	Slow-make switching element	Momentary	<b>45-2631.18G0.000</b>	2	0,033 kg
 <p><b>Mushroom-head pushbutton actuator, Momentary, Front dimension Ø 30 mm</b></p>								
green	Plastic black	Plastic green transparent	Plastic	Slow-make switching element	Momentary	<b>45-2631.18H0.000</b>	2	0,033 kg
 <p><b>Mushroom-head pushbutton actuator, Momentary, Front dimension Ø 30 mm</b></p>								
blue	Plastic black	Plastic blue transparent	Plastic	Slow-make switching element	Momentary	<b>45-2631.18J0.000</b>	2	0,033 kg
 <p><b>Mushroom-head pushbutton actuator, Momentary, Front dimension Ø 30 mm</b></p>								
colourless	Plastic black	Plastic colourless transparent	Plastic	Slow-make switching element	Momentary	<b>45-2631.18K0.000</b>	2	0,033 kg
 <p><b>Mushroom-head pushbutton actuator, Momentary, Front dimension Ø 30 mm</b></p>								
white	Plastic black	Plastic white transparent	Plastic	Slow-make switching element	Momentary	<b>45-2631.18N0.000</b>	2	0,033 kg
 <p><b>Mushroom-head pushbutton actuator, Maintained, Front dimension Ø 30 mm</b></p>								
red	Metal sandgrey	Plastic red transparent	Plastic	Slow-make switching element	Maintained	<b>45-2630.38E0.000</b>	1	0,034 kg
 <p><b>Mushroom-head pushbutton actuator, Maintained, Front dimension Ø 30 mm</b></p>								
yellow	Plastic black	Plastic yellow transparent	Plastic	Slow-make switching element	Maintained	<b>45-2630.38G0.000</b>	1	0,034 kg
 <p><b>Mushroom-head pushbutton actuator, Momentary, Front dimension Ø 30 mm</b></p>								
yellow	Metal sandgrey	Plastic yellow transparent	Plastic	Slow-make switching element	Momentary	<b>45-2631.38G0.000</b>	2	0,026 kg

# 45 Raised design

LED colour	Front bezel	Lens	Housing material	Switching system	Switching action	Part No.	Wiring diagram	Weight
 <p><b>Mushroom-head pushbutton actuator, Momentary, Front dimension Ø 30 mm</b></p>								
green	Metal sandgrey	Plastic red transparent	Plastic	Slow-make switching element	Momentary	<b>45-2631.38H0.000</b>	2	0,026 kg
 <p><b>Mushroom-head pushbutton actuator, Momentary, Front dimension Ø 30 mm</b></p>								
colourless	Metal sandgrey	Plastic colourless transparent	Plastic	Slow-make switching element	Momentary	<b>45-2631.38K0.000</b>	2	0,026 kg
 <p><b>Mushroom-head pushbutton actuator, Momentary, Front dimension Ø 30 mm</b></p>								
white	Metal sandgrey	Plastic white transparent	Plastic	Slow-make switching element	Momentary	<b>45-2631.38N0.000</b>	2	0,026 kg
 <p><b>Mushroom-head pushbutton actuator, Maintained, Front dimension Ø 30 mm</b></p>								
amber	Metal silver	Plastic amber transparent	Metal	Slow-make switching element	Maintained	<b>45-2630.28F0.000</b>	1	0,052 kg
 <p><b>Mushroom-head pushbutton actuator, Maintained, Front dimension Ø 30 mm</b></p>								
red	Metal silver	Plastic red transparent	Metal	Slow-make switching element	Maintained	<b>45-2630.28E0.000</b>	1	0,052 kg
 <p><b>Mushroom-head pushbutton actuator, Maintained, Front dimension Ø 30 mm</b></p>								
yellow	Metal silver	Plastic yellow transparent	Metal	Slow-make switching element	Maintained	<b>45-2630.28G0.000</b>	1	0,052 kg
 <p><b>Mushroom-head pushbutton actuator, Maintained, Front dimension Ø 30 mm</b></p>								
green	Metal silver	Plastic green transparent	Metal	Slow-make switching element	Maintained	<b>45-2630.28H0.000</b>	1	0,052 kg
 <p><b>Mushroom-head pushbutton actuator, Maintained, Front dimension Ø 30 mm</b></p>								
blue	Metal silver	Plastic blue transparent	Metal	Slow-make switching element	Maintained	<b>45-2630.28J0.000</b>	1	0,052 kg
 <p><b>Mushroom-head pushbutton actuator, Maintained, Front dimension Ø 30 mm</b></p>								
colourless	Metal silver	Plastic colourless transparent	Metal	Slow-make switching element	Maintained	<b>45-2630.28K0.000</b>	1	0,052 kg

LED colour	Front bezel	Lens	Housing material	Switching system	Switching action	Part No.	Wiring diagram	Weight
 <p><b>Mushroom-head pushbutton actuator, Momentary, Front dimension Ø 30 mm</b></p>								
yellow	Metal silver	Plastic yellow transparent	Metal	Slow-make switching element	Momentary	<b>45-2631.28G0.000</b>	2	0,041 kg
 <p><b>Mushroom-head pushbutton actuator, Momentary, Front dimension Ø 30 mm</b></p>								
green	Metal silver	Plastic green transparent	Metal	Slow-make switching element	Momentary	<b>45-2631.28H0.000</b>	2	0,041 kg
 <p><b>Mushroom-head pushbutton actuator, Momentary, Front dimension Ø 30 mm</b></p>								
white	Metal silver	Plastic white transparent	Metal	Slow-make switching element	Momentary	<b>45-2631.28N0.000</b>	2	0,041 kg

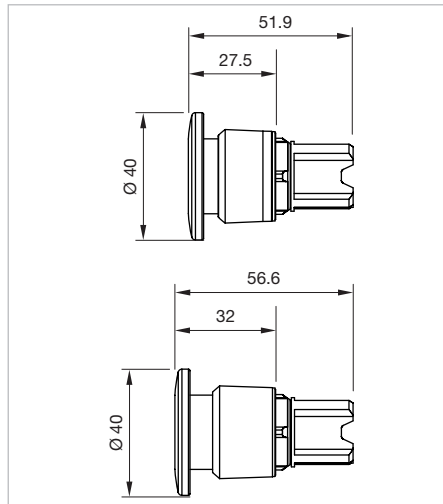


# 45 Raised design

## Mushroom-head pushbutton Ø 40 mm, illuminated, IP66, IP67, IP69K

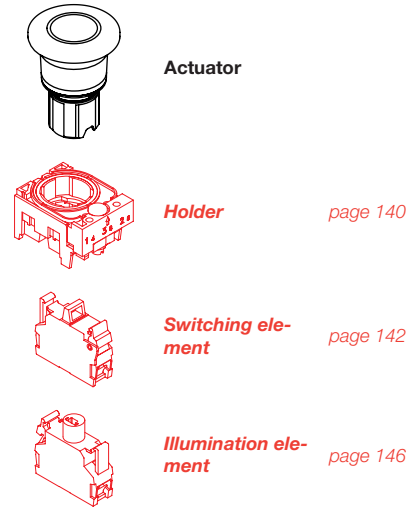


Product can differ from the current configuration.



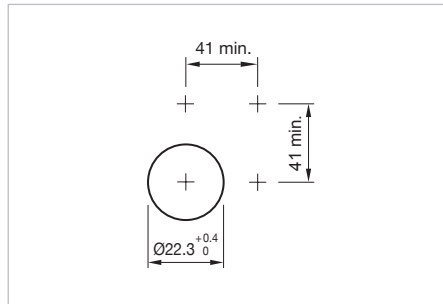
Dimensions [mm]

### Equipment consisting of (schematic overview)



### Additional Information





- Mounting depth incl. front plate, see chapter «drawings»












Mounting cut-outs [mm]










Each Part Number listed below includes all the black components shown in the 3D-drawing.

To obtain a complete unit, please select the red components from the pages shown.








LED colour	Front bezel	Lens	Housing material	Switching system	Switching action	Part No.	Wiring diagram	Weight
 <p><b>Mushroom-head pushbutton actuator, Maintained, Front dimension Ø 40 mm</b></p>								
red	Plastic black	Plastic red transparent	Plastic	Slow-make switching element	Maintained	<b>45-2630.19E0.000</b>	1	0,028 kg
 <p><b>Mushroom-head pushbutton actuator, Maintained, Front dimension Ø 40 mm</b></p>								
yellow	Plastic black	Plastic yellow transparent	Plastic	Slow-make switching element	Maintained	<b>45-2630.19G0.000</b>	1	0,028 kg
 <p><b>Mushroom-head pushbutton actuator, Maintained, Front dimension Ø 40 mm</b></p>								
green	Metal silver	Plastic green transparent	Plastic	Slow-make switching element	Maintained	<b>45-2630.19H0.000</b>	1	0,028 kg
 <p><b>Mushroom-head pushbutton actuator, Maintained, Front dimension Ø 40 mm</b></p>								
blue	Metal silver	Plastic blue transparent	Plastic	Slow-make switching element	Maintained	<b>45-2630.19J0.000</b>	1	0,028 kg

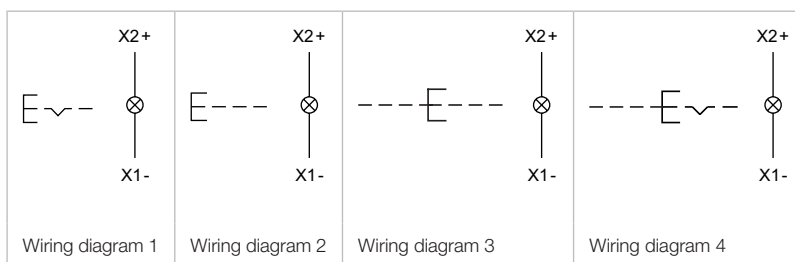
LED colour	Front bezel	Lens	Housing material	Switching system	Switching action	Part No.	Wiring diagram	Weight
 <p><b>Mushroom-head pushbutton actuator, Maintained, Front dimension Ø 40 mm</b></p>								
colourless	Metal silver	Plastic colourless transparent	Plastic	Slow-make switching element	Maintained	<b>45-2630.19K0.000</b>	1	0,028 kg
 <p><b>Mushroom-head pushbutton actuator, Momentary, Front dimension Ø 40 mm</b></p>								
yellow	Plastic black	Plastic yellow transparent	Plastic	Slow-make switching element	Momentary	<b>45-2631.19G0.000</b>	2	0,019 kg
 <p><b>Mushroom-head pushbutton actuator, Momentary, Front dimension Ø 40 mm</b></p>								
green	Metal silver	Plastic green transparent	Plastic	Slow-make switching element	Momentary	<b>45-2631.19H0.000</b>	2	0,019 kg
 <p><b>Mushroom-head pushbutton actuator, Momentary, Front dimension Ø 40 mm</b></p>								
colourless	Metal silver	Plastic colourless transparent	Plastic	Slow-make switching element	Momentary	<b>45-2631.19K0.000</b>	2	0,019 kg
 <p><b>Mushroom-head pushbutton actuator, Momentary, Front dimension Ø 40 mm</b></p>								
white	Metal silver	Plastic white transparent	Plastic	Slow-make switching element	Momentary	<b>45-2631.19N0.000</b>	2	0,019 kg
 <p><b>Mushroom-head pushbutton actuator, Maintained, Front dimension Ø 40 mm</b></p>								
red	Plastic black	Plastic red transparent	Plastic	Slow-make switching element	Maintained	<b>45-2630.39E0.000</b>	1	0,035 kg
 <p><b>Mushroom-head pushbutton actuator, Maintained, Front dimension Ø 40 mm</b></p>								
yellow	Plastic black	Plastic yellow transparent	Plastic	Slow-make switching element	Maintained	<b>45-2630.39G0.000</b>	1	0,035 kg
 <p><b>Mushroom-head pushbutton actuator, Momentary, Front dimension Ø 40 mm</b></p>								
yellow	Metal sandgrey	Plastic yellow transparent	Plastic	Slow-make switching element	Momentary	<b>45-2631.39G0.000</b>	2	0,028 kg
 <p><b>Mushroom-head pushbutton actuator, Momentary, Front dimension Ø 40 mm</b></p>								
green	Metal silver	Plastic green transparent	Plastic	Slow-make switching element	Momentary	<b>45-2631.39H0.000</b>	2	0,028 kg

# 45 Raised design

LED colour	Front bezel	Lens	Housing material	Switching system	Switching action	Part No.	Wiring diagram	Weight
 <p><b>Mushroom-head pushbutton actuator, Momentary, Front dimension Ø 40 mm</b></p>								
colourless	Metal silver	Plastic colourless transparent	Plastic	Slow-make switching element	Momentary	<b>45-2631.39K0.000</b>	2	0,028 kg
 <p><b>Mushroom-head pushbutton actuator, Momentary, Front dimension Ø 40 mm</b></p>								
white	Metal silver	Plastic white transparent	Plastic	Slow-make switching element	Momentary	<b>45-2631.39N0.000</b>	2	0,028 kg
 <p><b>Mushroom-head pushbutton actuator, Maintained, Front dimension Ø 40 mm</b></p>								
red	Metal silver	Plastic red transparent	Metal	Slow-make switching element	Maintained	<b>45-2630.29E0.000</b>	1	0,035 kg
 <p><b>Mushroom-head pushbutton actuator, Maintained, Front dimension Ø 40 mm</b></p>								
amber	Metal silver	Plastic amber transparent	Metal	Slow-make switching element	Maintained	<b>45-2630.29F0.000</b>	1	0,053 kg
 <p><b>Mushroom-head pushbutton actuator, Maintained, Front dimension Ø 40 mm</b></p>								
yellow	Metal silver	Plastic yellow transparent	Metal	Slow-make switching element	Maintained	<b>45-2630.29G0.000</b>	1	0,053 kg
 <p><b>Mushroom-head pushbutton actuator, Maintained, Front dimension Ø 40 mm</b></p>								
green	Metal silver	Plastic green transparent	Metal	Slow-make switching element	Maintained	<b>45-2630.29H0.000</b>	1	0,053 kg
 <p><b>Mushroom-head pushbutton actuator, Maintained, Front dimension Ø 40 mm</b></p>								
blue	Metal silver	Plastic blue transparent	Metal	Slow-make switching element	Maintained	<b>45-2630.29J0.000</b>	1	0,053 kg
 <p><b>Mushroom-head pushbutton actuator, Maintained, Front dimension Ø 40 mm</b></p>								
colourless	Metal silver	Plastic colourless transparent	Metal	Slow-make switching element	Maintained	<b>45-2630.29K0.000</b>	1	0,053 kg
 <p><b>Mushroom-head pushbutton actuator, Momentary, Front dimension Ø 40 mm</b></p>								
amber	Metal silver	Plastic amber transparent	Metal	Slow-make switching element	Momentary	<b>45-2631.29F0.000</b>	2	0,042 kg



LED colour	Front bezel	Lens	Housing material	Switching system	Switching action	Part No.	Wiring diagram	Weight
 <p><b>Mushroom-head pushbutton actuator, Momentary, Front dimension Ø 40 mm</b></p>								
yellow	Metal silver	Plastic yellow transparent	Metal	Slow-make switching element	Momentary	45-2631.29G0.000	2	0,042 kg
 <p><b>Mushroom-head pushbutton actuator, Momentary, Front dimension Ø 40 mm</b></p>								
green	Metal silver	Plastic green transparent	Metal	Slow-make switching element	Momentary	45-2631.29H0.000	2	0,042 kg
 <p><b>Mushroom-head pushbutton actuator, Momentary, Front dimension Ø 40 mm</b></p>								
white	Metal silver	Plastic white transparent	Metal	Slow-make switching element	Momentary	45-2631.29N0.000	2	0,042 kg
 <p><b>Mushroom-head pushbutton actuator, Momentary/maintained, Front dimension Ø 40 mm</b></p>								
red	Metal silver	Plastic red transparent	Metal	Slow-make switching element		45-2632.29E0.000	3	0,051 kg
 <p><b>Mushroom-head pushbutton actuator, Momentary/maintained, Front dimension Ø 40 mm</b></p>								
green	Plastic black	Plastic green transparent	Metal	Slow-make switching element		45-2632.29H0.000	3	0,051 kg
 <p><b>Mushroom-head pushbutton actuator, Momentary/momentary, Front dimension Ø 40 mm</b></p>								
red	Plastic black	Plastic red transparent	Metal	Slow-make switching element		45-2633.29E0.000	4	0,051 kg
 <p><b>Mushroom-head pushbutton actuator, Momentary/momentary, Front dimension Ø 40 mm</b></p>								
white	Plastic black	Plastic white transparent	Metal	Slow-make switching element		45-2633.29N0.000	4	0,051 kg

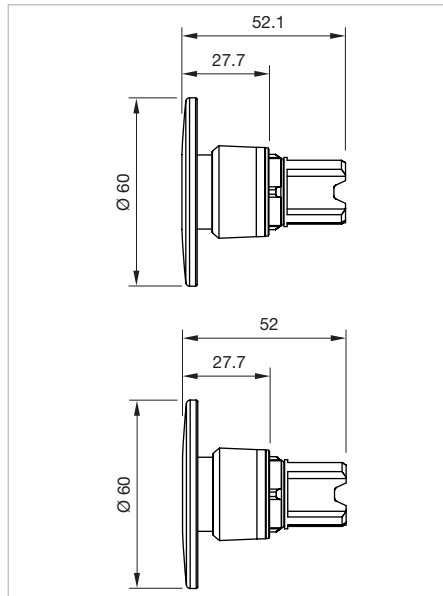


# 45 Raised design

## Mushroom-head pushbutton Ø 60 mm, illuminated, IP66, IP67, IP69K

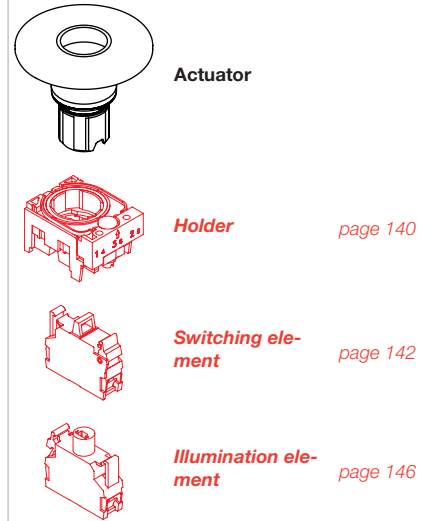


Product can differ from the current configuration.



Dimensions [mm]

### Equipment consisting of (schematic overview)

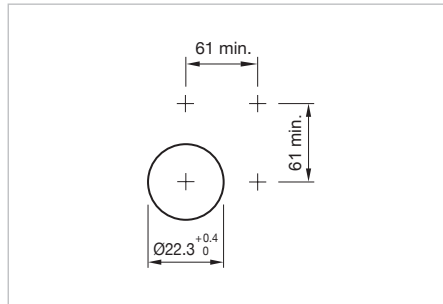


Each Part Number listed below includes all the black components shown in the 3D-drawing.




To obtain a complete unit, please select the red components from the pages shown.







### Additional Information

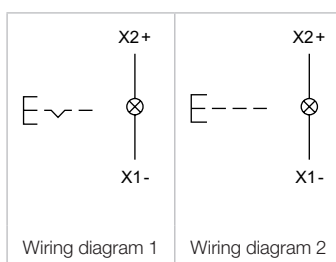
- Mounting depth incl. front plate, see chapter «drawings»



Mounting cut-outs [mm]

LED colour	Front bezel	Lens	Housing material	Switching system	Switching action	Part No.	Wiring diagram	Weight
	<b>Mushroom-head pushbutton actuator, Maintained, Front dimension Ø 60 mm</b>							
red	Metal silver	Plastic red transparent	Metal	Slow-make switching element	Maintained	<b>45-2630.2AE0.000</b>	1	0,057 kg
	<b>Mushroom-head pushbutton actuator, Maintained, Front dimension Ø 60 mm</b>							
yellow	Metal silver	Plastic yellow transparent	Metal	Slow-make switching element	Maintained	<b>45-2630.2AG0.000</b>	1	0,057 kg
	<b>Mushroom-head pushbutton actuator, Maintained, Front dimension Ø 60 mm</b>							
green	Metal sandgrey	Plastic green transparent	Metal	Slow-make switching element	Maintained	<b>45-2630.2AH0.000</b>	1	0,057 kg

LED colour	Front bezel	Lens	Housing material	Switching system	Switching action	Part No.	Wiring diagram	Weight
 <p><b>Mushroom-head pushbutton actuator, Maintained, Front dimension Ø 60 mm</b></p>								
blue	Metal sandgrey	Plastic blue transparent	Metal	Slow-make switching element	Maintained	<b>45-2630.2AJ0.000</b>	1	0,057 kg
 <p><b>Mushroom-head pushbutton actuator, Maintained, Front dimension Ø 60 mm</b></p>								
colourless	Metal sandgrey	Plastic colourless transparent	Metal	Slow-make switching element	Maintained	<b>45-2630.2AK0.000</b>	1	0,057 kg
 <p><b>Mushroom-head pushbutton actuator, Momentary, Front dimension Ø 60 mm</b></p>								
amber	Metal silver	Plastic amber transparent	Metal	Slow-make switching element	Momentary	<b>45-2631.2AF0.000</b>	2	0,045 kg
 <p><b>Mushroom-head pushbutton actuator, Momentary, Front dimension Ø 60 mm</b></p>								
yellow	Metal sandgrey	Plastic yellow transparent	Metal	Slow-make switching element	Momentary	<b>45-2631.2AG0.000</b>	2	0,045 kg
 <p><b>Mushroom-head pushbutton actuator, Momentary, Front dimension Ø 60 mm</b></p>								
green	Metal sandgrey	Plastic green transparent	Metal	Slow-make switching element	Momentary	<b>45-2631.2AH0.000</b>	2	0,045 kg
 <p><b>Mushroom-head pushbutton actuator, Momentary, Front dimension Ø 60 mm</b></p>								
white	Metal sandgrey	Plastic white transparent	Metal	Slow-make switching element	Momentary	<b>45-2631.2AN0.000</b>	2	0,045 kg

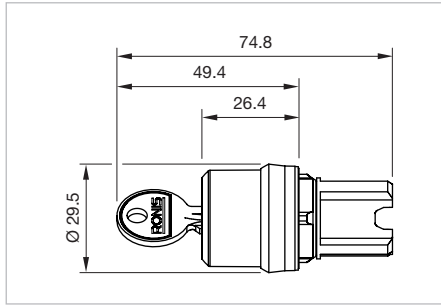


# 45 Raised design

## Keylock switch 2 positions, IP66, IP67, IP69K



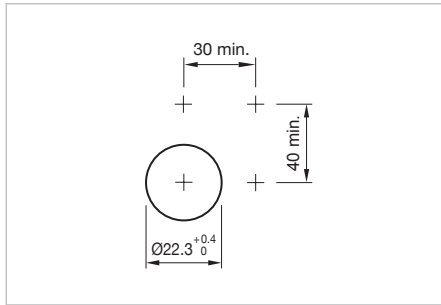
Product can differ from the current configuration.



Dimensions [mm]

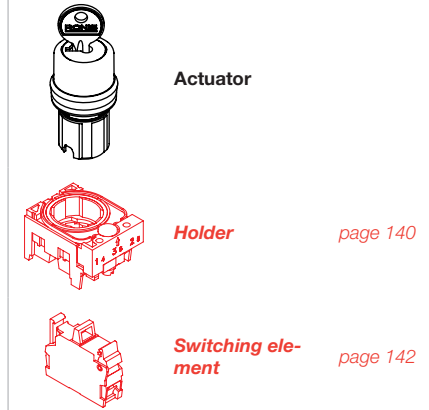
### Additional Information

- Mounting depth incl. front plate, see chapter «drawings»
- The standard lock: RONIS, T254
- Two keys are supplied with each key lock switch



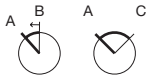
Mounting cut-outs [mm]

### Equipment consisting of (schematic overview)






Each Part Number listed below includes all the black components shown in the 3D-drawing.

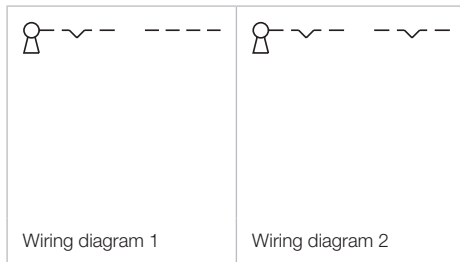
To obtain a complete unit, please select the red components from the pages shown.



Switching positions (A = Rest, B = Momentary, C = Maintained)

Front bezel	Housing material	Switching action	Switching angle	Part No.	Wiring diagram	Weight
 <p><b>Keylock switch actuator 2 positions, Front dimension Ø 29,5 mm</b></p>						
Plastic black	Plastic	Rest(a) - Momentary	45° right	<b>45-290K.1000.116</b>	1	0,046 kg
		Rest(a) - Maintained	90° right	<b>45-290J.1000.111</b>	2	0,046 kg
		Rest(a) - Maintained(a)	90° right	<b>45-290H.1000.111</b>	2	0,046 kg
		Rest - Maintained(a)	90° right	<b>45-2925.1000.111</b>	2	0,046 kg
 <p><b>Keylock switch actuator 2 positions, Front dimension Ø 29,5 mm</b></p>						
Metal sandgrey	Plastic	Rest(a) - Momentary	45° right	<b>45-290K.3000.116</b>	1	0,061 kg
		Rest(a) - Maintained	90° right	<b>45-290J.3000.111</b>	2	0,061 kg
		Rest(a) - Maintained(a)	90° right	<b>45-290H.3000.111</b>	2	0,061 kg
		Rest - Maintained(a)	90° right	<b>45-2925.3000.111</b>	2	0,061 kg

Front bezel	Housing material	Switching action	Switching angle	Part No.	Wiring diagram	Weight
 <p><b>Keylock switch actuator 2 positions, Front dimension Ø 29,5 mm</b></p>						
Metal silver	Metal	Rest(a) - Momentary	45° right	<b>45-290K.2000.116</b>	1	0,080 kg
		Rest(a) - Maintained	90° right	<b>45-290J.2000.111</b>	2	0,080 kg
		Rest(a) - Maintained(a)	90° right	<b>45-290H.2000.111</b>	2	0,080 kg
		Rest - Maintained(a)	90° right	<b>45-2925.2000.111</b>	2	0,080 kg

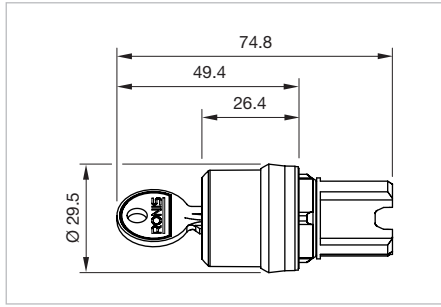


# 45 Raised design

## Keylock switch 3 positions, IP66, IP67, IP69K



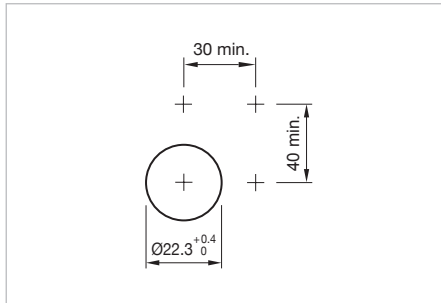
Product can differ from the current configuration.



Dimensions [mm]

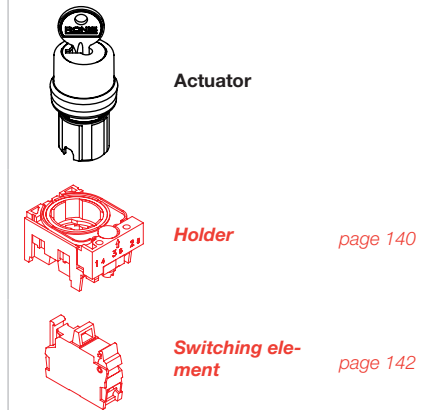
### Additional Information

- Mounting depth incl. front plate, see chapter «drawings»
- The standard lock: RONIS, T254
- Two keys are supplied with each key lock switch



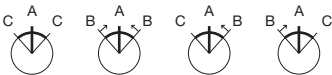
Mounting cut-outs [mm]

### Equipment consisting of (schematic overview)




Each Part Number listed below includes all the black components shown in the 3D-drawing.

*To obtain a complete unit, please select the red components from the pages shown.*



Switching positions (A = Rest, B = Momentary, C = Maintained)

Front bezel	Switching action	Switching angle	Part No.	Wiring diagram	Weight
 <p><b>Keylock switch actuator 3 positions, Front dimension Ø 29,5 mm</b></p>					
Plastic black	Maintained - Rest(a) - Maintained	45° left+right	<b>45-2924.1000.113</b>	1	0,060 kg
	Maintained(a) - Rest(a) - Maintained(a)	45° left+right	<b>45-290F.1000.113</b>	1	0,060 kg
	Maintained(a) - Rest - Maintained	45° left+right	<b>45-290D.1000.113</b>	1	0,060 kg
	Maintained - Rest - Maintained(a)	45° left+right	<b>45-2917.1000.113</b>	1	0,060 kg
	Maintained(a) - Rest - Maintained(a)	45° left+right	<b>45-290C.1000.113</b>	1	0,060 kg
	Maintained(a) - Rest(a) - Maintained	45° left+right	<b>45-290G.1000.113</b>	1	0,060 kg
	Momentary - Rest(a) - Momentary	45° left+right	<b>45-290Z.1000.113</b>	2	0,060 kg
	Maintained - Rest(a) - Momentary	45° left+right	<b>45-2922.1000.113</b>	3	0,060 kg
	Maintained(a) - Rest - Momentary	45° left+right	<b>45-290A.1000.113</b>	3	0,060 kg
	Maintained(a) - Rest(a) - Momentary	45° left+right	<b>45-290E.1000.113</b>	3	0,060 kg
	Momentary - Rest(a) - Maintained	45° left+right	<b>45-2911.1000.113</b>	4	0,060 kg
	Momentary - Rest - Maintained(a)	45° left+right	<b>45-290W.1000.113</b>	4	0,060 kg
	Momentary - Rest(a) - Maintained(a)	45° left+right	<b>45-2910.1000.113</b>	4	0,060 kg

Front bezel	Switching action	Switching angle	Part No.	Wiring diagram	Weight
-------------	------------------	-----------------	----------	----------------	--------



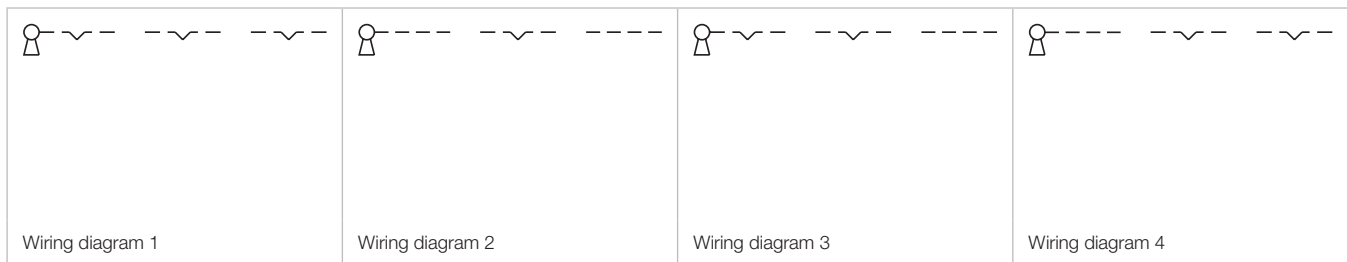
**Keylock switch actuator 3 positions, Front dimension Ø 29,5 mm**

Metal sandgrey	Maintained - Rest(a) - Maintained	45° left+right	<b>45-2924.3000.113</b>	1	0,061 kg
	Maintained(a) - Rest(a) - Maintained(a)	45° left+right	<b>45-290F.3000.113</b>	1	0,061 kg
	Maintained(a) - Rest - Maintained	45° left+right	<b>45-290D.3000.113</b>	1	0,061 kg
	Maintained - Rest - Maintained(a)	45° left+right	<b>45-2917.3000.113</b>	1	0,061 kg
	Maintained(a) - Rest - Maintained(a)	45° left+right	<b>45-290C.3000.113</b>	1	0,061 kg
	Maintained(a) - Rest(a) - Maintained	45° left+right	<b>45-290G.3000.113</b>	1	0,061 kg
	Momentary - Rest(a) - Momentary	45° left+right	<b>45-290Z.3000.113</b>	2	0,061 kg
	Maintained - Rest(a) - Momentary	45° left+right	<b>45-2922.3000.113</b>	3	0,061 kg
	Momentary - Rest(a) - Maintained	45° left+right	<b>45-2911.3000.113</b>	4	0,061 kg



**Keylock switch actuator 3 positions, Front dimension Ø 29,5 mm**

Metal silver	Maintained - Rest(a) - Maintained	45° left+right	<b>45-2924.2000.113</b>	1	0,080 kg
	Maintained(a) - Rest(a) - Maintained(a)	45° left+right	<b>45-290F.2000.113</b>	1	0,080 kg
	Maintained(a) - Rest - Maintained	45° left+right	<b>45-290D.2000.113</b>	1	0,080 kg
	Maintained - Rest - Maintained(a)	45° left+right	<b>45-2917.2000.113</b>	1	0,080 kg
	Maintained(a) - Rest - Maintained(a)	45° left+right	<b>45-290C.2000.113</b>	1	0,080 kg
	Maintained(a) - Rest(a) - Maintained	45° left+right	<b>45-290G.2000.113</b>	1	0,080 kg
	Momentary - Rest(a) - Momentary	45° left+right	<b>45-290Z.2000.113</b>	2	0,080 kg
	Maintained - Rest(a) - Momentary	45° left+right	<b>45-2922.2000.113</b>	3	0,080 kg
	Maintained(a) - Rest - Momentary	45° left+right	<b>45-290A.2000.113</b>	3	0,080 kg
	Maintained(a) - Rest(a) - Momentary	45° left+right	<b>45-290E.2000.113</b>	3	0,080 kg
	Momentary - Rest(a) - Maintained	45° left+right	<b>45-2911.2000.113</b>	4	0,080 kg
	Momentary - Rest(a) - Maintained(a)	45° left+right	<b>45-2910.2000.113</b>	4	0,080 kg

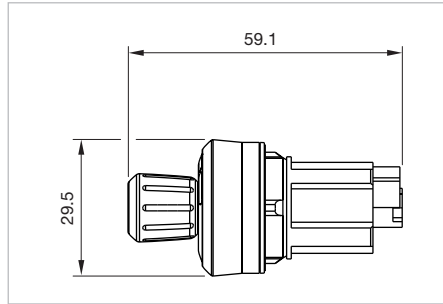


# 45 Raised design

## ID keylock switch, IP65



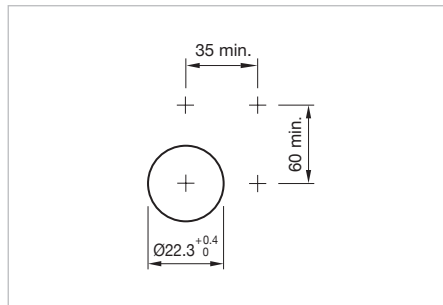
Product can differ from the current configuration.



Dimensions [mm]

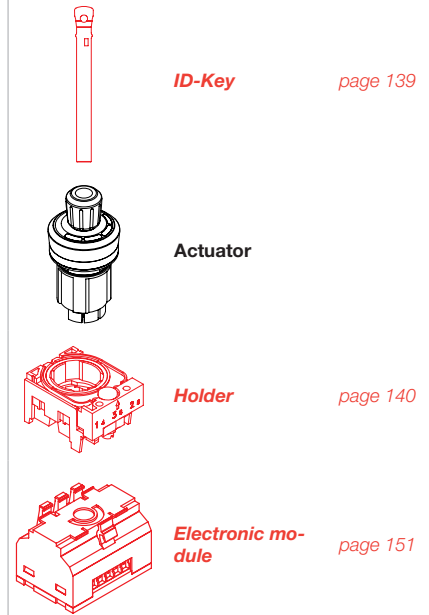
### Additional Information

- Mounting depth incl. front plate, see chapter «drawings»





Mounting cut-outs [mm]

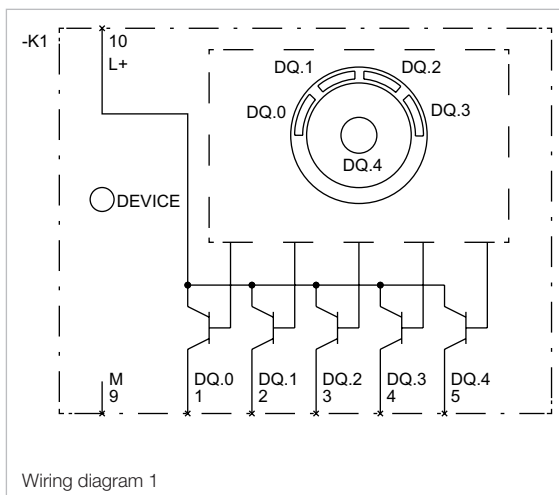
### Equipment consisting of (schematic overview)



Each Part Number listed below includes all the black components shown in the 3D-drawing.

*To obtain a complete unit, please select the red components from the pages shown.*

Front bezel	Switching action	Key remove	Part No.	Wiring diagram	Weight
	<b>ID keylock switch, Front dimension Ø 29.5 mm</b>				
Plastic black	Maintained - Maintained - Maintained - Maintained	in all 4 positions possible	<b>45-2S00.1001.404</b>	1	0.060 kg
	<b>ID keylock switch, Front dimension Ø 29.5 mm</b>				
Metal sandgrey	Maintained - Maintained - Maintained - Maintained	in all 4 positions possible	<b>45-2S00.3001.404</b>	1	0.060 kg

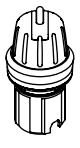
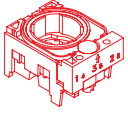
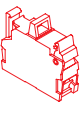
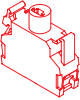


Wiring diagram 1



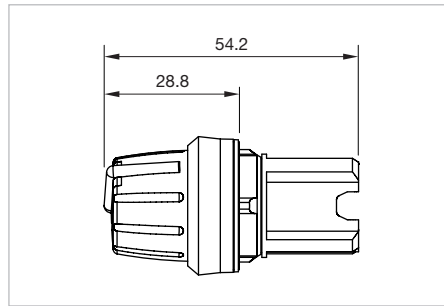
**Selector switch actuator 2 positions round lever, IP66, IP67, IP69K**

**Equipment consisting of (schematic overview)**

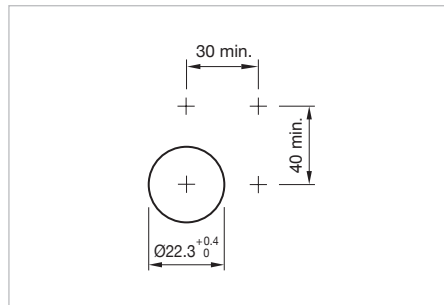
	<b>Actuator</b>	
	<b>Holder</b>	page 140
	<b>Switching element</b>	page 142
	<b>Illumination element</b>	page 146

Each Part Number listed below includes all the black components shown in the 3D-drawing.

To obtain a complete unit, please select the red components from the pages shown.



Dimensions [mm]



Mounting cut-outs [mm]



Product can differ from the current configuration.





**Additional Information**

- Mounting depth incl. front plate, see chapter «drawings»


A C



Switching positions (A = Rest, B = Momentary, C = Maintained)

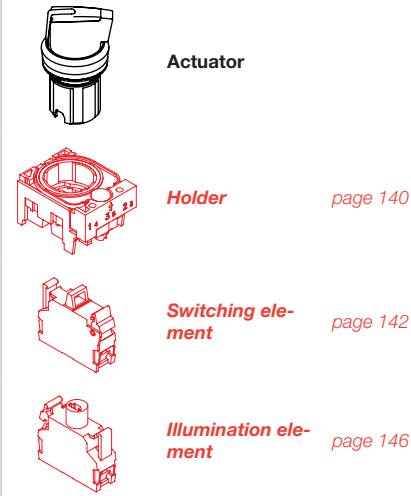
Lever	Front bezel	Housing material	Switching action	Switching angle	Part No.	Wiring diagram	Weight
	<b>Selector switch actuator 2 positions, round lever, Front dimension Ø 29,5 mm</b>						
Plastic red round	Plastic black	Plastic	Rest - Maintained	90° right	<b>45-2828.1E20.001</b>	1	0,023 kg
	<b>Selector switch actuator 2 positions, round lever, Front dimension Ø 29,5 mm</b>						
Plastic white round	Plastic black	Plastic	Rest - Maintained	90° right	<b>45-2828.1E90.001</b>	1	0,023 kg
	<b>Selector switch actuator 2 positions, round lever, Front dimension Ø 29,5 mm</b>						
Plastic red round	Metal sandgrey	Plastic	Rest - Maintained	90° right	<b>45-2828.3E20.001</b>	1	0,023 kg
	<b>Selector switch actuator 2 positions, round lever, Front dimension Ø 29,5 mm</b>						
Plastic white round	Metal sandgrey	Plastic	Rest - Maintained	90° right	<b>45-2828.3E90.001</b>	1	0,023 kg

# 45 Raised design



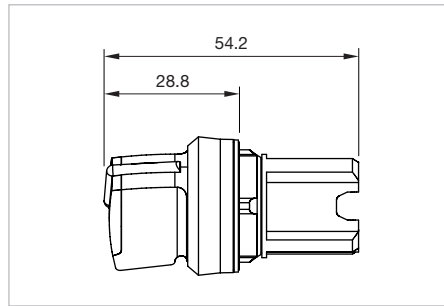
**Selector switch actuator 2 positions short lever, IP66, IP67, IP69K**

**Equipment consisting of (schematic overview)**



Each Part Number listed below includes all the black components shown in the 3D-drawing.

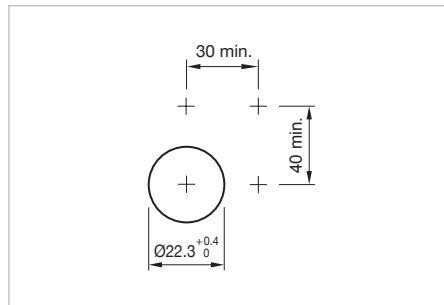
To obtain a complete unit, please select the red components from the pages shown.



Dimensions [mm]



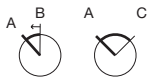
Product can differ from the current configuration.







Mounting cut-outs [mm]

**Additional Information**


- Mounting depth incl. front plate, see chapter «drawings»
- External diameter of the short lever 32.3 mm












Switching positions (A = Rest, B = Momentary, C = Maintained)








Lever	Front bezel	Housing material	Switching action	Switching angle	Part No.	Wiring diagram	Weight
	<b>Selector switch actuator 2 positions, short lever, Front dimension Ø 29,5 mm</b>						
Plastic red short	Plastic black	Plastic	Rest - Momentary	45° right	<b>45-2844.1C20.006</b>	1	0,022 kg
	<b>Selector switch actuator 2 positions, short lever, Front dimension Ø 29,5 mm</b>						
Plastic yellow short	Plastic black	Plastic	Rest - Momentary	45° right	<b>45-2844.1C40.006</b>	1	0,022 kg
	<b>Selector switch actuator 2 positions, short lever, Front dimension Ø 29,5 mm</b>						
Plastic green short	Plastic black	Plastic	Rest - Momentary	45° right	<b>45-2844.1C50.006</b>	1	0,022 kg
	<b>Selector switch actuator 2 positions, short lever, Front dimension Ø 29,5 mm</b>						
Plastic blue short	Plastic black	Plastic	Rest - Momentary	45° right	<b>45-2844.1C60.006</b>	1	0,022 kg

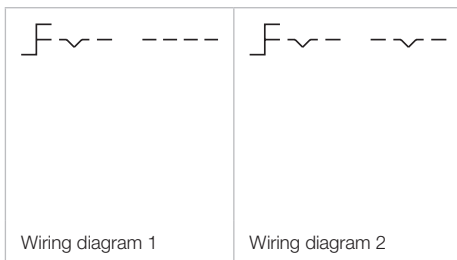
# 45 Raised design

Lever	Front bezel	Housing material	Switching action	Switching angle	Part No.	Wiring diagram	Weight
	<b>Selector switch actuator 2 positions, short lever, Front dimension Ø 29,5 mm</b>						
Plastic white short	Plastic black	Plastic	Rest - Momentary	45° right	<b>45-2844.1C90.006</b>	1	0,022 kg
	<b>Selector switch actuator 2 positions, short lever, Front dimension Ø 29,5 mm</b>						
Plastic red short	Metal sandgrey	Plastic	Rest - Momentary	45° right	<b>45-2844.3C20.006</b>	1	0,029 kg
	<b>Selector switch actuator 2 positions, short lever, Front dimension Ø 29,5 mm</b>						
Plastic yellow short	Metal sandgrey	Plastic	Rest - Momentary	45° right	<b>45-2844.3C40.006</b>	1	0,029 kg
	<b>Selector switch actuator 2 positions, short lever, Front dimension Ø 29,5 mm</b>						
Plastic green short	Metal sandgrey	Plastic	Rest - Momentary	45° right	<b>45-2844.3C50.006</b>	1	0,029 kg
	<b>Selector switch actuator 2 positions, short lever, Front dimension Ø 29,5 mm</b>						
Plastic blue short	Metal sandgrey	Plastic	Rest - Momentary	45° right	<b>45-2844.3C60.006</b>	1	0,029 kg
	<b>Selector switch actuator 2 positions, short lever, Front dimension Ø 29,5 mm</b>						
Plastic white short	Metal sandgrey	Plastic	Rest - Momentary	45° right	<b>45-2844.3C90.006</b>	1	0,029 kg
	<b>Selector switch actuator 2 positions, short lever, Front dimension Ø 29,5 mm</b>						
Plastic red short	Metal silver	Metal	Rest - Momentary	45° right	<b>45-2844.2C20.006</b>	1	0,044 kg
	<b>Selector switch actuator 2 positions, short lever, Front dimension Ø 29,5 mm</b>						
Plastic yellow short	Metal silver	Metal	Rest - Momentary	45° right	<b>45-2844.2C40.006</b>	1	0,044 kg
	<b>Selector switch actuator 2 positions, short lever, Front dimension Ø 29,5 mm</b>						
Plastic green short	Metal silver	Metal	Rest - Momentary	45° right	<b>45-2844.2C50.006</b>	1	0,044 kg

Lever	Front bezel	Housing material	Switching action	Switching angle	Part No.	Wiring diagram	Weight
	<b>Selector switch actuator 2 positions, short lever, Front dimension Ø 29,5 mm</b>						
Plastic blue short	Metal silver	Metal	Rest - Momentary	45° right	<b>45-2844.2C60.006</b>	1	0,044 kg
	<b>Selector switch actuator 2 positions, short lever, Front dimension Ø 29,5 mm</b>						
Plastic white short	Metal silver	Metal	Rest - Momentary	45° right	<b>45-2844.2C90.006</b>	1	0,044 kg
	<b>Selector switch actuator 2 positions, short lever, Front dimension Ø 29,5 mm</b>						
Plastic red short	Plastic black	Plastic	Rest - Maintained	90° right	<b>45-2828.1C20.001</b>	2	0,022 kg
	<b>Selector switch actuator 2 positions, short lever, Front dimension Ø 29,5 mm</b>						
Plastic yellow short	Plastic black	Plastic	Rest - Maintained	90° right	<b>45-2828.1C40.001</b>	2	0,022 kg
	<b>Selector switch actuator 2 positions, short lever, Front dimension Ø 29,5 mm</b>						
Plastic green short	Plastic black	Plastic	Rest - Maintained	90° right	<b>45-2828.1C50.001</b>	2	0,022 kg
	<b>Selector switch actuator 2 positions, short lever, Front dimension Ø 29,5 mm</b>						
Plastic blue short	Plastic black	Plastic	Rest - Maintained	90° right	<b>45-2828.1C60.001</b>	2	0,022 kg
	<b>Selector switch actuator 2 positions, short lever, Front dimension Ø 29,5 mm</b>						
Plastic white short	Plastic black	Plastic	Rest - Maintained	90° right	<b>45-2828.1C90.001</b>	2	0,022 kg
	<b>Selector switch actuator 2 positions, short lever, Front dimension Ø 29,5 mm</b>						
Plastic red short	Metal sandgrey	Plastic	Rest - Maintained	90° right	<b>45-2828.3C20.001</b>	2	0,029 kg
	<b>Selector switch actuator 2 positions, short lever, Front dimension Ø 29,5 mm</b>						
Plastic yellow short	Metal sandgrey	Plastic	Rest - Maintained	90° right	<b>45-2828.3C40.001</b>	2	0,029 kg

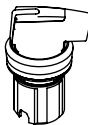
# 45 Raised design

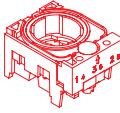
Lever	Front bezel	Housing material	Switching action	Switching angle	Part No.	Wiring diagram	Weight
 <p><b>Selector switch actuator 2 positions, short lever, Front dimension Ø 29,5 mm</b></p>							
Plastic green short	Metal sandgrey	Plastic	Rest - Maintained	90° right	45-2828.3C50.001	2	0,029 kg
 <p><b>Selector switch actuator 2 positions, short lever, Front dimension Ø 29,5 mm</b></p>							
Plastic blue short	Metal sandgrey	Plastic	Rest - Maintained	90° right	45-2828.3C60.001	2	0,029 kg
 <p><b>Selector switch actuator 2 positions, short lever, Front dimension Ø 29,5 mm</b></p>							
Plastic white short	Metal sandgrey	Plastic	Rest - Maintained	90° right	45-2828.3C90.001	2	0,029 kg
 <p><b>Selector switch actuator 2 positions, short lever, Front dimension Ø 29,5 mm</b></p>							
Plastic red short	Metal silver	Metal	Rest - Maintained	90° right	45-2828.2C20.001	2	0,044 kg
 <p><b>Selector switch actuator 2 positions, short lever, Front dimension Ø 29,5 mm</b></p>							
Plastic yellow short	Metal silver	Metal	Rest - Maintained	90° right	45-2828.2C30.001	2	0,044 kg
 <p><b>Selector switch actuator 2 positions, short lever, Front dimension Ø 29,5 mm</b></p>							
Plastic green short	Metal silver	Metal	Rest - Maintained	90° right	45-2828.2C50.001	2	0,044 kg
 <p><b>Selector switch actuator 2 positions, short lever, Front dimension Ø 29,5 mm</b></p>							
Plastic white short	Metal silver	Metal	Rest - Maintained	90° right	45-2828.2C90.001	2	0,044 kg

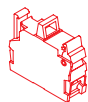


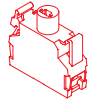
**Selector switch 2 positions long lever, IP66, IP67, IP69K**

**Equipment consisting of (schematic overview)**

 **Actuator**

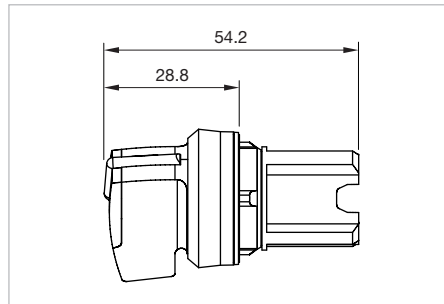
 **Holder** *page 140*

 **Switching element** *page 142*

 **Illumination element** *page 146*

Each Part Number listed below includes all the black components shown in the 3D-drawing.

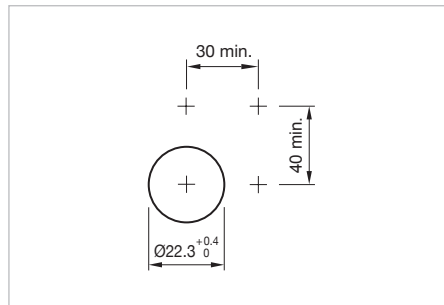
To obtain a complete unit, please select the red components from the pages shown.



Dimensions [mm]



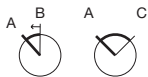
Product can differ from the current configuration.







Mounting cut-outs [mm]

**Additional Information**










- Mounting depth incl. front plate, see chapter «drawings»
- External diameter of the long lever 44.8 mm

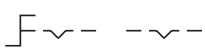


Switching positions (A = Rest, B = Momentary, C = Maintained)

Lever	Front bezel	Housing material	Switching action	Switching angle	Part No.	Wiring diagram	Weight
	<b>Selector switch actuator 2 positions, long lever, Front dimension Ø 29,5 mm</b>						
Plastic red long	Plastic black	Plastic	Rest - Maintained	90° right	<b>45-2828.1D20.001</b>	1	0,022 kg
	<b>Selector switch actuator 2 positions, long lever, Front dimension Ø 29,5 mm</b>						
Plastic white long	Plastic black	Plastic	Rest - Maintained	90° right	<b>45-2828.1D90.001</b>	1	0,022 kg
	<b>Selector switch actuator 2 positions, long lever, Front dimension Ø 29,5 mm</b>						
Plastic red long	Metal sandgrey	Plastic	Rest - Maintained	90° right	<b>45-2828.3D20.001</b>	1	0,029 kg
	<b>Selector switch actuator 2 positions, long lever, Front dimension Ø 29,5 mm</b>						
Plastic white long	Metal sandgrey	Plastic	Rest - Maintained	90° right	<b>45-2828.3D90.001</b>	1	0,029 kg

# 45 Raised design

Lever	Front bezel	Housing material	Switching action	Switching angle	Part No.	Wiring diagram	Weight
	<b>Selector switch actuator 2 positions, long lever, Front dimension Ø 29,5 mm</b>						
Plastic red long	Metal silver	Metal	Rest - Maintained	90° right	<b>45-2828.2D20.001</b>	1	0,022 kg
	<b>Selector switch actuator 2 positions, long lever, Front dimension Ø 29,5 mm</b>						
Plastic yellow long	Metal silver	Metal	Rest - Maintained	90° right	<b>45-2828.2D40.001</b>	1	0,052 kg
	<b>Selector switch actuator 2 positions, long lever, Front dimension Ø 29,5 mm</b>						
Plastic green long	Metal silver	Metal	Rest - Maintained	90° right	<b>45-2828.2D50.001</b>	1	0,052 kg
	<b>Selector switch actuator 2 positions, long lever, Front dimension Ø 29,5 mm</b>						
Plastic blue long	Metal silver	Metal	Rest - Maintained	90° right	<b>45-2828.2D60.001</b>	1	0,052 kg
	<b>Selector switch actuator 2 positions, long lever, Front dimension Ø 29,5 mm</b>						
Plastic white long	Metal silver	Metal	Rest - Maintained	90° right	<b>45-2828.2D90.001</b>	1	0,052 kg
	<b>Selector switch actuator 2 positions, long lever, Front dimension Ø 29,5 mm</b>						
Plastic yellow long	Metal silver	Metal	Rest - Maintained	45° right	<b>45-2844.2D40.006</b>	2	0,044 kg
	<b>Selector switch actuator 2 positions, long lever, Front dimension Ø 29,5 mm</b>						
Plastic green long	Metal silver	Metal	Rest - Maintained	45° right	<b>45-2844.2D50.006</b>	2	0,044 kg
	<b>Selector switch actuator 2 positions, long lever, Front dimension Ø 29,5 mm</b>						
Plastic blue long	Metal silver	Metal	Rest - Maintained	45° right	<b>45-2844.2D60.006</b>	2	0,044 kg
	<b>Selector switch actuator 2 positions, long lever, Front dimension Ø 29,5 mm</b>						
Plastic white long	Metal silver	Metal	Rest - Maintained	45° right	<b>45-2844.2D90.006</b>	2	0,044 kg

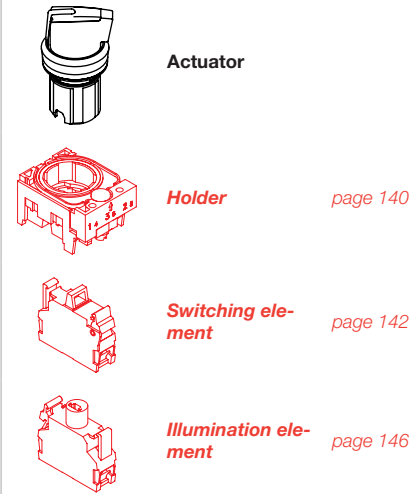


Wiring diagram 1



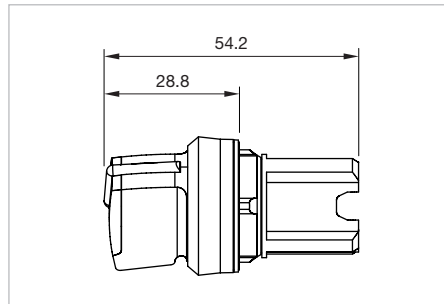
## Selector switch 3 positions short lever, IP66, IP67, IP69K

### Equipment consisting of (schematic overview)



Each Part Number listed below includes all the black components shown in the 3D-drawing.

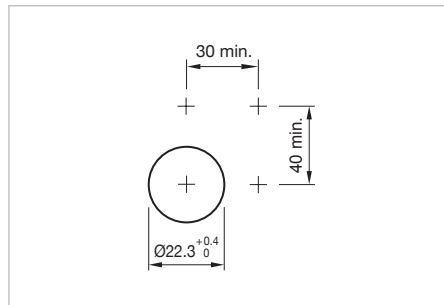
To obtain a complete unit, please select the red components from the pages shown.



Dimensions [mm]



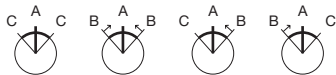
Product can differ from the current configuration.







Mounting cut-outs [mm]

### Additional Information











- Mounting depth incl. front plate, see chapter «drawings»
- External diameter of the short lever 32.3 mm













Switching positions (A = Rest, B = Momentary, C = Maintained)











Lever	Front bezel	Housing material	Switching action	Switching angle	Part No.	Wiring diagram	Weight
	<b>Selector switch actuator 3 positions, short lever, Front dimension Ø 29,5 mm</b>						
Plastic red short	Plastic black	Plastic	Maintained - Rest - Maintained	45° left+right	<b>45-2819.1C20.003</b>	1	0,022 kg
	<b>Selector switch actuator 3 positions, short lever, Front dimension Ø 29,5 mm</b>						
Plastic yellow short	Plastic black	Plastic	Maintained - Rest - Maintained	45° left+right	<b>45-2819.1C40.003</b>	1	0,022 kg
	<b>Selector switch actuator 3 positions, short lever, Front dimension Ø 29,5 mm</b>						
Plastic green short	Plastic black	Plastic	Maintained - Rest - Maintained	45° left+right	<b>45-2819.1C50.003</b>	1	0,022 kg
	<b>Selector switch actuator 3 positions, short lever, Front dimension Ø 29,5 mm</b>						
Plastic blue short	Plastic black	Plastic	Maintained - Rest - Maintained	45° left+right	<b>45-2819.1C60.003</b>	1	0,022 kg











# 45 Raised design

Lever	Front bezel	Housing material	Switching action	Switching angle	Part No.	Wiring diagram	Weight
	<b>Selector switch actuator 3 positions, short lever, Front dimension Ø 29,5 mm</b>						
Plastic white short	Plastic black	Plastic	Maintained - Rest - Maintained	45° left+right	<b>45-2819.1C90.003</b>	1	0,022 kg
	<b>Selector switch actuator 3 positions, short lever, Front dimension Ø 29,5 mm</b>						
Plastic red short	Plastic black	Plastic	Momentary - Rest - Momentary	45° left+right	<b>45-280S.1C20.003</b>	2	0,022 kg
	<b>Selector switch actuator 3 positions, short lever, Front dimension Ø 29,5 mm</b>						
Plastic yellow short	Plastic black	Plastic	Momentary - Rest - Momentary	45° left+right	<b>45-280S.1C40.003</b>	2	0,022 kg
	<b>Selector switch actuator 3 positions, short lever, Front dimension Ø 29,5 mm</b>						
Plastic green short	Plastic black	Plastic	Momentary - Rest - Momentary	45° left+right	<b>45-280S.1C50.003</b>	2	0,022 kg
	<b>Selector switch actuator 3 positions, short lever, Front dimension Ø 29,5 mm</b>						
Plastic blue short	Plastic black	Plastic	Momentary - Rest - Momentary	45° left+right	<b>45-280S.1C60.003</b>	2	0,022 kg
	<b>Selector switch actuator 3 positions, short lever, Front dimension Ø 29,5 mm</b>						
Plastic white short	Plastic black	Plastic	Momentary - Rest - Momentary	45° left+right	<b>45-280S.1C90.003</b>	2	0,022 kg
	<b>Selector switch actuator 3 positions, short lever, Front dimension Ø 29,5 mm</b>						
Plastic red short	Plastic black	Plastic	Maintained - Rest - Momentary	45° left+right	<b>45-2816.1C20.003</b>	3	0,022 kg
	<b>Selector switch actuator 3 positions, short lever, Front dimension Ø 29,5 mm</b>						
Plastic yellow short	Plastic black	Plastic	Maintained - Rest - Momentary	45° left+right	<b>45-2816.1C40.003</b>	3	0,022 kg
	<b>Selector switch actuator 3 positions, short lever, Front dimension Ø 29,5 mm</b>						
Plastic green short	Plastic black	Plastic	Maintained - Rest - Momentary	45° left+right	<b>45-2816.1C50.003</b>	3	0,022 kg
	<b>Selector switch actuator 3 positions, short lever, Front dimension Ø 29,5 mm</b>						
Plastic blue short	Plastic black	Plastic	Maintained - Rest - Momentary	45° left+right	<b>45-2816.1C60.003</b>	3	0,022 kg










Lever	Front bezel	Housing material	Switching action	Switching angle	Part No.	Wiring diagram	Weight
	<b>Selector switch actuator 3 positions, short lever, Front dimension Ø 29,5 mm</b>						
Plastic white short	Plastic black	Plastic	Maintained - Rest - Momentary	45° left+right	<b>45-2816.1C90.003</b>	3	0,022 kg
	<b>Selector switch actuator 3 positions, short lever, Front dimension Ø 29,5 mm</b>						
Plastic red short	Plastic black	Plastic	Momentary - Rest - Maintained	45° left+right	<b>45-280X.1C20.003</b>	4	0,022 kg
	<b>Selector switch actuator 3 positions, short lever, Front dimension Ø 29,5 mm</b>						
Plastic yellow short	Plastic black	Plastic	Momentary - Rest - Maintained	45° left+right	<b>45-280X.1C40.003</b>	4	0,022 kg
	<b>Selector switch actuator 3 positions, short lever, Front dimension Ø 29,5 mm</b>						
Plastic green short	Plastic black	Plastic	Momentary - Rest - Maintained	45° left+right	<b>45-280X.1C50.003</b>	4	0,022 kg
	<b>Selector switch actuator 3 positions, short lever, Front dimension Ø 29,5 mm</b>						
Plastic blue short	Plastic black	Plastic	Momentary - Rest - Maintained	45° left+right	<b>45-280X.1C60.003</b>	4	0,022 kg
	<b>Selector switch actuator 3 positions, short lever, Front dimension Ø 29,5 mm</b>						
Plastic white short	Plastic black	Plastic	Momentary - Rest - Maintained	45° left+right	<b>45-280X.1C90.003</b>	4	0,022 kg
	<b>Selector switch actuator 3 positions, short lever, Front dimension Ø 29,5 mm</b>						
Plastic red short	Metal sandgrey	Plastic	Maintained - Rest - Maintained	45° left+right	<b>45-2819.3C20.003</b>	1	0,022 kg
	<b>Selector switch actuator 3 positions, short lever, Front dimension Ø 29,5 mm</b>						
Plastic yellow short	Metal sandgrey	Plastic	Maintained - Rest - Maintained	45° left+right	<b>45-2819.3C40.003</b>	1	0,022 kg
	<b>Selector switch actuator 3 positions, short lever, Front dimension Ø 29,5 mm</b>						
Plastic green short	Metal sandgrey	Plastic	Maintained - Rest - Maintained	45° left+right	<b>45-2819.3C50.003</b>	1	0,022 kg
	<b>Selector switch actuator 3 positions, short lever, Front dimension Ø 29,5 mm</b>						
Plastic blue short	Metal sandgrey	Plastic	Maintained - Rest - Maintained	45° left+right	<b>45-2819.3C60.003</b>	1	0,022 kg

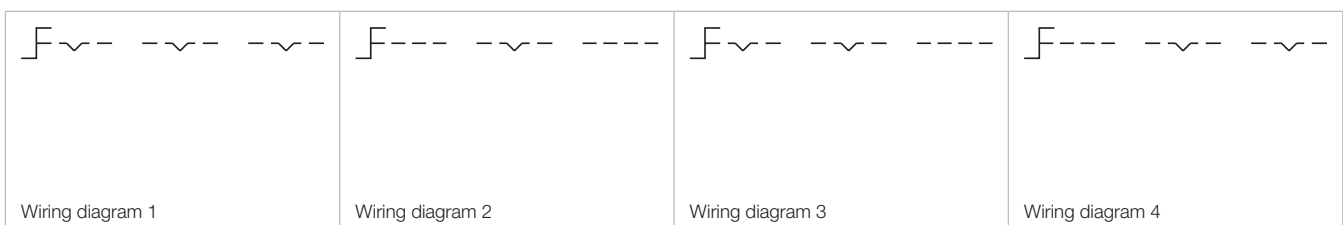
# 45 Raised design

Lever	Front bezel	Housing material	Switching action	Switching angle	Part No.	Wiring diagram	Weight
	<b>Selector switch actuator 3 positions, short lever, Front dimension Ø 29,5 mm</b>						
Plastic white short	Metal sandgrey	Plastic	Maintained - Rest - Maintained	45° left+right	<b>45-2819.3C90.003</b>	1	0,022 kg
	<b>Selector switch actuator 3 positions, short lever, Front dimension Ø 29,5 mm</b>						
Plastic red short	Metal sandgrey	Plastic	Momentary - Rest - Momentary	45° left+right	<b>45-280S.3C20.003</b>	2	0,022 kg
	<b>Selector switch actuator 3 positions, short lever, Front dimension Ø 29,5 mm</b>						
Plastic yellow short	Metal sandgrey	Plastic	Momentary - Rest - Momentary	45° left+right	<b>45-280S.3C40.003</b>	2	0,022 kg
	<b>Selector switch actuator 3 positions, short lever, Front dimension Ø 29,5 mm</b>						
Plastic green short	Metal sandgrey	Plastic	Momentary - Rest - Momentary	45° left+right	<b>45-280S.3C50.003</b>	2	0,022 kg
	<b>Selector switch actuator 3 positions, short lever, Front dimension Ø 29,5 mm</b>						
Plastic blue short	Metal sandgrey	Plastic	Momentary - Rest - Momentary	45° left+right	<b>45-280S.3C60.003</b>	2	0,022 kg
	<b>Selector switch actuator 3 positions, short lever, Front dimension Ø 29,5 mm</b>						
Plastic white short	Metal sandgrey	Plastic	Momentary - Rest - Momentary	45° left+right	<b>45-280S.3C90.003</b>	2	0,022 kg
	<b>Selector switch actuator 3 positions, short lever, Front dimension Ø 29,5 mm</b>						
Plastic red short	Metal sandgrey	Plastic	Maintained - Rest - Momentary	45° left+right	<b>45-2816.3C20.003</b>	3	0,022 kg
	<b>Selector switch actuator 3 positions, short lever, Front dimension Ø 29,5 mm</b>						
Plastic yellow short	Metal sandgrey	Plastic	Maintained - Rest - Momentary	45° left+right	<b>45-2816.3C40.003</b>	3	0,022 kg
	<b>Selector switch actuator 3 positions, short lever, Front dimension Ø 29,5 mm</b>						
Plastic green short	Metal sandgrey	Plastic	Maintained - Rest - Momentary	45° left+right	<b>45-2816.3C50.003</b>	3	0,022 kg
	<b>Selector switch actuator 3 positions, short lever, Front dimension Ø 29,5 mm</b>						
Plastic blue short	Metal sandgrey	Plastic	Maintained - Rest - Momentary	45° left+right	<b>45-2816.3C60.003</b>	3	0,022 kg

Lever	Front bezel	Housing material	Switching action	Switching angle	Part No.	Wiring diagram	Weight
	<b>Selector switch actuator 3 positions, short lever, Front dimension Ø 29,5 mm</b>						
Plastic white short	Metal sandgrey	Plastic	Maintained - Rest - Momentary	45° left+right	<b>45-2816.3C90.003</b>	3	0,022 kg
	<b>Selector switch actuator 3 positions, short lever, Front dimension Ø 29,5 mm</b>						
Plastic red short	Metal sandgrey	Plastic	Momentary - Rest - Maintained	45° left+right	<b>45-280X.3C20.003</b>	4	0,022 kg
	<b>Selector switch actuator 3 positions, short lever, Front dimension Ø 29,5 mm</b>						
Plastic yellow short	Metal sandgrey	Plastic	Momentary - Rest - Maintained	45° left+right	<b>45-280X.3C40.003</b>	4	0,022 kg
	<b>Selector switch actuator 3 positions, short lever, Front dimension Ø 29,5 mm</b>						
Plastic green short	Metal sandgrey	Plastic	Momentary - Rest - Maintained	45° left+right	<b>45-280X.3C50.003</b>	4	0,022 kg
	<b>Selector switch actuator 3 positions, short lever, Front dimension Ø 29,5 mm</b>						
Plastic blue short	Metal sandgrey	Plastic	Momentary - Rest - Maintained	45° left+right	<b>45-280X.3C60.003</b>	4	0,022 kg
	<b>Selector switch actuator 3 positions, short lever, Front dimension Ø 29,5 mm</b>						
Plastic white short	Metal sandgrey	Plastic	Momentary - Rest - Maintained	45° left+right	<b>45-280X.3C90.003</b>	4	0,022 kg
	<b>Selector switch actuator 3 positions, short lever, Front dimension Ø 29,5 mm</b>						
Plastic red short	Metal silver	Metal	Maintained - Rest - Maintained	45° left+right	<b>45-2819.2C20.003</b>	1	0,022 kg
	<b>Selector switch actuator 3 positions, short lever, Front dimension Ø 29,5 mm</b>						
Plastic yellow short	Metal silver	Metal	Maintained - Rest - Maintained	45° left+right	<b>45-2819.2C40.003</b>	1	0,022 kg
	<b>Selector switch actuator 3 positions, short lever, Front dimension Ø 29,5 mm</b>						
Plastic green short	Metal silver	Metal	Maintained - Rest - Maintained	45° left+right	<b>45-2819.2C50.003</b>	1	0,022 kg
	<b>Selector switch actuator 3 positions, short lever, Front dimension Ø 29,5 mm</b>						
Plastic white short	Metal silver	Metal	Maintained - Rest - Maintained	45° left+right	<b>45-2819.2C90.003</b>	1	0,022 kg


# 45 Raised design


Lever	Front bezel	Housing material	Switching action	Switching angle	Part No.	Wiring diagram	Weight
	<b>Selector switch actuator 3 positions, short lever, Front dimension Ø 29,5 mm</b>						
Plastic red short	Metal silver	Metal	Momentary - Rest - Momentary	45° left+right	<b>45-280S.2C20.003</b>	2	0,022 kg
	<b>Selector switch actuator 3 positions, short lever, Front dimension Ø 29,5 mm</b>						
Plastic amber short	Metal silver	Metal	Momentary - Rest - Momentary	45° left+right	<b>45-280S.2C30.003</b>	2	0,022 kg
	<b>Selector switch actuator 3 positions, short lever, Front dimension Ø 29,5 mm</b>						
Plastic yellow short	Metal silver	Metal	Momentary - Rest - Momentary	45° left+right	<b>45-280S.2C40.003</b>	2	0,022 kg
	<b>Selector switch actuator 3 positions, short lever, Front dimension Ø 29,5 mm</b>						
Plastic green short	Metal silver	Metal	Momentary - Rest - Momentary	45° left+right	<b>45-280S.2C50.003</b>	2	0,022 kg
	<b>Selector switch actuator 3 positions, short lever, Front dimension Ø 29,5 mm</b>						
Plastic blue short	Metal silver	Metal	Momentary - Rest - Momentary	45° left+right	<b>45-280S.2C60.003</b>	2	0,022 kg
	<b>Selector switch actuator 3 positions, short lever, Front dimension Ø 29,5 mm</b>						
Plastic white short	Metal silver	Metal	Momentary - Rest - Momentary	45° left+right	<b>45-280S.2C90.003</b>	2	0,022 kg
	<b>Selector switch actuator 3 positions, short lever, Front dimension Ø 29,5 mm</b>						
Plastic red short	Metal silver	Metal	Maintained - Rest - Momentary	45° left+right	<b>45-2816.2C20.003</b>	3	0,022 kg
	<b>Selector switch actuator 3 positions, short lever, Front dimension Ø 29,5 mm</b>						
Plastic green short	Metal silver	Metal	Maintained - Rest - Momentary	45° left+right	<b>45-2816.2C50.003</b>	3	0,022 kg
	<b>Selector switch actuator 3 positions, short lever, Front dimension Ø 29,5 mm</b>						
Plastic white short	Metal silver	Metal	Maintained - Rest - Momentary	45° left+right	<b>45-2816.2C90.003</b>	3	0,022 kg
Plastic white short	Metal silver	Metal	Momentary - Rest - Maintained	45° left+right	<b>45-280X.2C90.003</b>	4	0,022 kg





**Selector switch 3 positions long lever, IP66, IP67, IP69K**

**Equipment consisting of (schematic overview)**

 **Actuator**

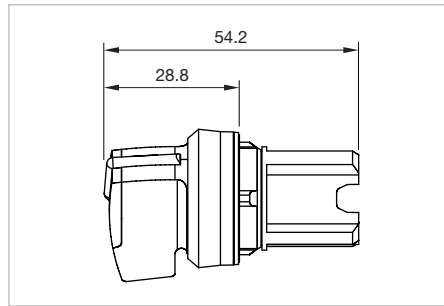
 **Holder** *page 140*

 **Switching element** *page 142*

 **Illumination element** *page 146*

Each Part Number listed below includes all the black components shown in the 3D-drawing.

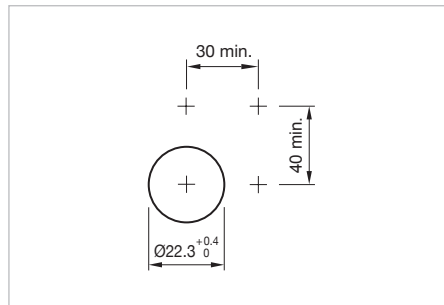
To obtain a complete unit, please select the red components from the pages shown.



Dimensions [mm]



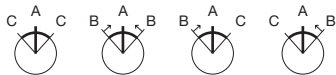
Product can differ from the current configuration.







Mounting cut-outs [mm]

**Additional Information**







- Mounting depth incl. front plate, see chapter «drawings»
- External diameter of the long lever 44.8 mm







Switching positions (A = Rest, B = Momentary, C = Maintained)

Lever	Front bezel	Housing material	Switching action	Switching angle	Part No.	Wiring diagram	Weight
	<b>Selector switch actuator 3 positions, long lever, Front dimension Ø 29,5 mm</b>						
Plastic red long	Metal silver	Metal	Maintained - Rest - Maintained	45° left+right	<b>45-2819.2D20.003</b>	1	0,022 kg
	<b>Selector switch actuator 3 positions, long lever, Front dimension Ø 29,5 mm</b>						
Plastic green long	Metal silver	Metal	Maintained - Rest - Maintained	45° left+right	<b>45-2819.2D50.003</b>	1	0,022 kg
	<b>Selector switch actuator 3 positions, long lever, Front dimension Ø 29,5 mm</b>						
Plastic white long	Metal silver	Metal	Maintained - Rest - Maintained	45° left+right	<b>45-2819.2D90.003</b>	1	0,022 kg
	<b>Selector switch actuator 3 positions, long lever, Front dimension Ø 29,5 mm</b>						
Plastic red long	Metal silver	Metal	Momentary - Rest - Momentary	45° left+right	<b>45-280S.2D20.003</b>	2	0,022 kg

# 45 Raised design

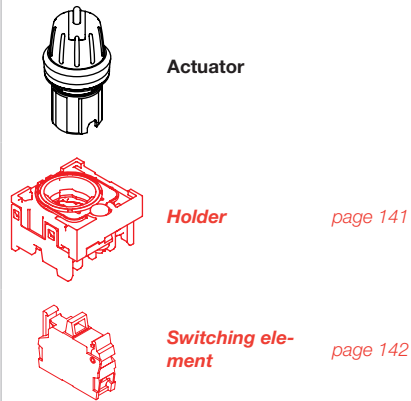
Lever	Front bezel	Housing material	Switching action	Switching angle	Part No.	Wiring diagram	Weight
	<b>Selector switch actuator 3 positions, long lever, Front dimension Ø 29,5 mm</b>						
Plastic green long	Metal silver	Metal	Momentary - Rest - Momentary	45° left+right	<b>45-280S.2D50.003</b>	2	0,022 kg
	<b>Selector switch actuator 3 positions, long lever, Front dimension Ø 29,5 mm</b>						
Plastic white long	Metal silver	Metal	Momentary - Rest - Momentary	45° left+right	<b>45-280S.2D90.003</b>	2	0,022 kg
	<b>Selector switch actuator 3 positions, long lever, Front dimension Ø 29,5 mm</b>						
Plastic red long	Metal silver	Metal	Maintained - Rest - Momentary	45° left+right	<b>45-2816.2D20.003</b>	3	0,022 kg
	<b>Selector switch actuator 3 positions, long lever, Front dimension Ø 29,5 mm</b>						
Plastic white long	Metal silver	Metal	Maintained - Rest - Momentary	45° left+right	<b>45-2816.2D90.003</b>	3	0,022 kg
	<b>Selector switch actuator 3 positions, long lever, Front dimension Ø 29,5 mm</b>						
Plastic red long	Metal silver	Metal	Momentary - Rest - Maintained	45° left+right	<b>45-280X.2D20.003</b>	4	0,022 kg
	<b>Selector switch actuator 3 positions, long lever, Front dimension Ø 29,5 mm</b>						
Plastic white long	Metal silver	Metal	Momentary - Rest - Maintained	45° left+right	<b>45-280X.2D90.003</b>	4	0,022 kg

			
Wiring diagram 1	Wiring diagram 2	Wiring diagram 3	Wiring diagram 4



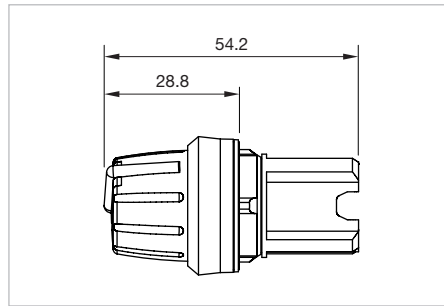
**Selector switch actuator 4 positions round lever, IP66, IP67, IP69K**

**Equipment consisting of (schematic overview)**



Each Part Number listed below includes all the black components shown in the 3D-drawing.

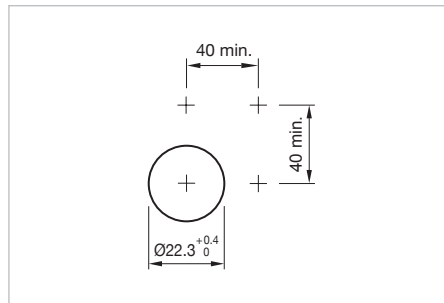
To obtain a complete unit, please select the red components from the pages shown.



Dimensions [mm]






Product can differ from the current configuration.



Mounting cut-outs [mm]

**Additional Information**

- Use only with holder for 4 elements
- Mounting depth incl. front plate, see chapter «drawings»

Lever	Front bezel	Housing material	Switching action	Switching angle	Part No.	Wiring diagram	Weight
	<b>Selector switch actuator 4 positions, round lever, Front dimension Ø 29,5 mm</b>						
Plastic white round	Plastic black	Plastic	Maintained - Maintained - Maintained - Maintained	90°	<b>45-2845.1E90.002</b>	1	0,023 kg
	<b>Selector switch actuator 4 positions, round lever, Front dimension Ø 29,5 mm</b>						
Plastic white round	Metal sandgrey	Plastic	Maintained - Maintained - Maintained - Maintained	90°	<b>45-2845.3E90.002</b>	1	0,023 kg
	<b>Selector switch actuator 4 positions, round lever, Front dimension Ø 29,5 mm</b>						
Plastic white round	Metal silver	Metal	Maintained - Maintained - Maintained - Maintained	90°	<b>45-2845.2E90.002</b>	1	0,023 kg

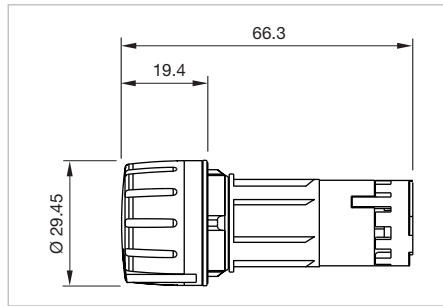


# 45 Raised design

## Potentiometer, IP66, IP67, IP69K

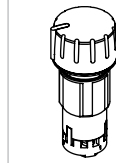


Product can differ from the current configuration.

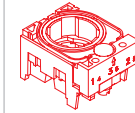


Dimensions [mm]

### Equipment consisting of (schematic overview)



Actuator

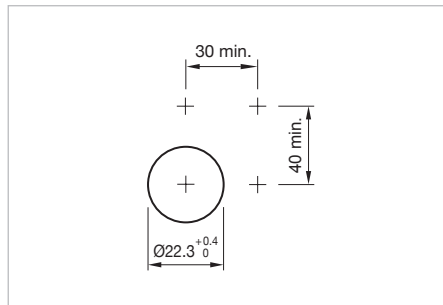


Holder

page 140

### Additional Information

- Power 0.5 W
- Slewing range 275° ±2°
- Mounting depth incl. front plate, see chapter «drawings»



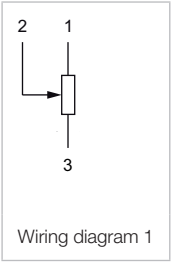
Mounting cut-outs [mm]

Each Part Number listed below includes all the black components shown in the 3D-drawing.

To obtain a complete unit, please select the red components from the pages shown.

Product attribute	Front bezel	Housing material	Part No.	Component layout	Wiring diagram	Weight
<p><b>Potentiometer, Front dimension Ø 30 mm</b></p>						
Resistor 1 kOhm / linear	Plastic black	Plastic	<b>45-2P03.1E10.000</b>	1	1	0,06 kg
Resistor 4.7 kOhm / linear	Plastic black	Plastic	<b>45-2P04.1E10.000</b>	1	1	0,06 kg
Resistor 10 kOhm / linear	Plastic black	Plastic	<b>45-2P02.1E10.000</b>	1	1	0,06 kg
Resistor 47 kOhm / linear	Plastic black	Plastic	<b>45-2P06.1E10.000</b>	1	1	0,06 kg
Resistor 100 kOhm / linear	Plastic black	Plastic	<b>45-2P01.1E10.000</b>	1	1	0,06 kg
Resistor 470 kOhm / linear	Plastic black	Plastic	<b>45-2P05.1E10.000</b>	1	1	0,06 kg
<p><b>Potentiometer, Front dimension Ø 30 mm</b></p>						
Resistor 1 kOhm / linear	Metal silver	Metal	<b>45-2P03.2E10.000</b>	1	1	0,06 kg
Resistor 4.7 kOhm / linear	Metal silver	Metal	<b>45-2P04.2E10.000</b>	1	1	0,06 kg
Resistor 10 kOhm / linear	Metal silver	Metal	<b>45-2P02.2E10.000</b>	1	1	0,06 kg
Resistor 47 kOhm / linear	Metal silver	Metal	<b>45-2P06.2E10.000</b>	1	1	0,06 kg
Resistor 100 kOhm / linear	Metal silver	Metal	<b>45-2P01.2E10.000</b>	1	1	0,06 kg
Resistor 470 kOhm / linear	Metal silver	Metal	<b>45-2P05.2E10.000</b>	1	1	0,06 kg

The component layouts you will find from page 156

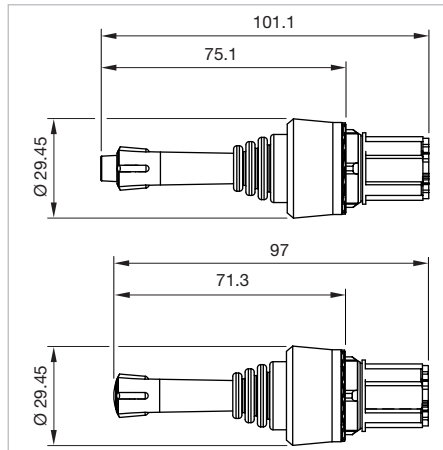


# 45 Raised design

## Toggle stick, IP 65, IP 67

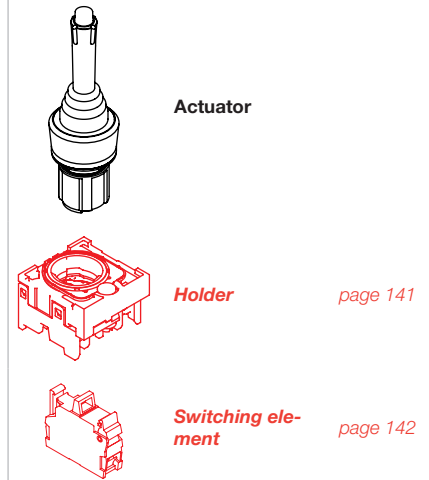


Product can differ from the current configuration.



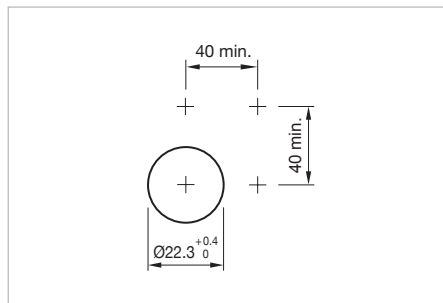
Dimensions [mm]

### Equipment consisting of (schematic overview)



### Additional Information



- Use only with holder for 4 elements
- Mounting depth incl. front plate, see chapter «drawings»







Mounting cut-outs [mm]

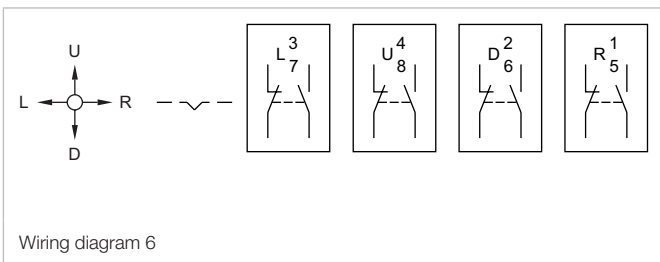
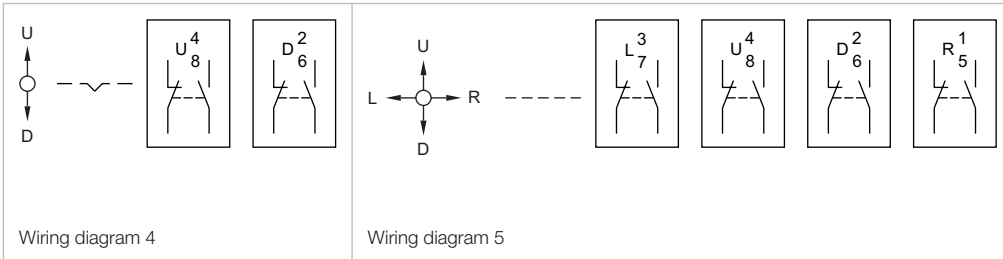
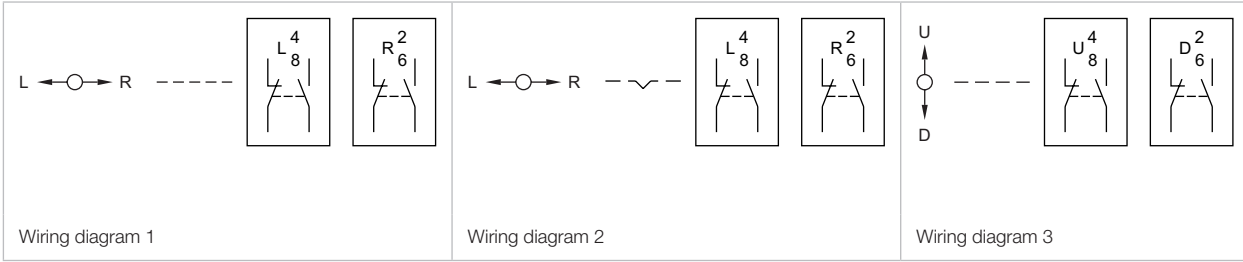
Each Part Number listed below includes all the black components shown in the 3D-drawing.

To obtain a complete unit, please select the red components from the pages shown.

Product attribute	Front bezel	Housing material	Switching action	Part No.	Wiring diagram	Weight
 <p><b>Toggle stick, Front dimension Ø 29,5 mm</b></p>						
2 positions (L-R), lockable	Plastic black	Plastic	Momentary	<b>45-2F13.1010.000</b>	1	0,035 kg
2 positions (LR), lockable	Plastic black	Plastic	Maintained	<b>45-2F26.1010.000</b>	2	0,035 kg
2 positions (U-D), lockable	Plastic black	Plastic	Momentary	<b>45-2F40.1010.000</b>	3	0,035 kg
2 positions (U-D), lockable	Plastic black	Plastic	Maintained	<b>45-2F43.1010.000</b>	4	0,035 kg
4 positions, lockable	Plastic black	Plastic	Momentary	<b>45-2F14.1010.000</b>	5	0,035 kg
4 positions, lockable	Plastic black	Plastic	Maintained	<b>45-2F27.1010.000</b>	6	0,035 kg
 <p><b>Toggle stick, Front dimension Ø 29,5 mm</b></p>						
2 positions (L-R), lockable	Metal sandgrey	Plastic	Momentary	<b>45-2F13.3010.000</b>	1	0,042 kg
2 positions (LR), lockable	Metal sandgrey	Plastic	Maintained	<b>45-2F26.3010.000</b>	2	0,042 kg
2 positions (U-D), lockable	Metal sandgrey	Plastic	Momentary	<b>45-2F40.3010.000</b>	3	0,042 kg
2 positions (U-D), lockable	Metal sandgrey	Plastic	Maintained	<b>45-2F43.3010.000</b>	4	0,042 kg
4 positions, lockable	Metal sandgrey	Plastic	Momentary	<b>45-2F14.3010.000</b>	5	0,042 kg
4 positions, lockable	Metal sandgrey	Plastic	Maintained	<b>45-2F27.3010.000</b>	6	0,042 kg

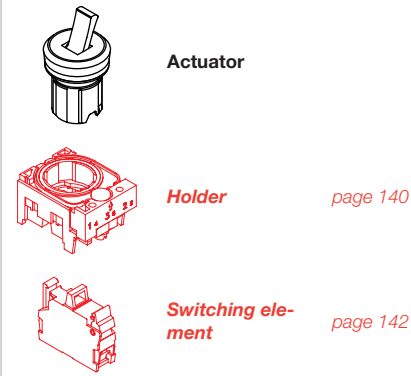
Product attribute	Front bezel	Housing material	Switching action	Part No.	Wiring diagram	Weight
 <p><b>Toggle stick, Front dimension Ø 29,5 mm</b></p>						
2 positions (L-R), lockable	Metal silver	Metal	Momentary	<b>45-2F13.2010.000</b>	1	0,081 kg
2 positions (LR), lockable	Metal silver	Metal	Maintained	<b>45-2F26.2010.000</b>	2	0,081 kg
2 positions (U-D), lockable	Metal silver	Metal	Momentary	<b>45-2F40.2010.000</b>	3	0,081 kg
2 positions (U-D), lockable	Metal silver	Metal	Maintained	<b>45-2F43.2010.000</b>	4	0,081 kg
4 positions, lockable	Metal silver	Metal	Momentary	<b>45-2F14.2010.000</b>	5	0,081 kg
4 positions, lockable	Metal silver	Metal	Maintained	<b>45-2F27.2010.000</b>	6	0,081 kg
 <p><b>Toggle stick, Front dimension Ø 29,5 mm</b></p>						
2 positions (L-R)	Plastic black	Plastic	Momentary	<b>45-2F0T.1010.000</b>	1	0,035 kg
2 positions (LR)	Plastic black	Plastic	Maintained	<b>45-2F20.1010.000</b>	2	0,035 kg
2 positions (U-D)	Plastic black	Plastic	Momentary	<b>45-2F38.1010.000</b>	3	0,035 kg
2 positions (UD)	Plastic black	Plastic	Maintained	<b>45-2F41.1010.000</b>	4	0,035 kg
4 positions	Plastic black	Plastic	Momentary	<b>45-2F0V.1010.000</b>	5	0,035 kg
4 positions	Plastic black	Plastic	Maintained	<b>45-2F21.1010.000</b>	6	0,035 kg
 <p><b>Toggle stick, Front dimension Ø 29,5 mm</b></p>						
2 positions (L-R)	Metal sandgrey	Plastic	Momentary	<b>45-2F0T.3010.000</b>	1	0,042 kg
2 positions (LR)	Metal sandgrey	Plastic	Maintained	<b>45-2F20.3010.000</b>	2	0,042 kg
2 positions (U-D)	Metal sandgrey	Plastic	Momentary	<b>45-2F38.3010.000</b>	3	0,042 kg
2 positions (UD)	Metal sandgrey	Plastic	Maintained	<b>45-2F41.3010.000</b>	4	0,042 kg
4 positions	Metal sandgrey	Plastic	Momentary	<b>45-2F0V.3010.000</b>	5	0,042 kg
4 positions	Metal sandgrey	Plastic	Maintained	<b>45-2F21.3010.000</b>	6	0,042 kg
 <p><b>Toggle stick, Front dimension Ø 29,5 mm</b></p>						
2 positions (L-R)	Metal silver	Metal	Momentary	<b>45-2F0T.2010.000</b>	1	0,081 kg
2 positions (LR)	Metal silver	Metal	Maintained	<b>45-2F20.2010.000</b>	2	0,081 kg
2 positions (U-D)	Metal silver	Metal	Momentary	<b>45-2F38.2010.000</b>	3	0,081 kg
2 positions (UD)	Metal silver	Metal	Maintained	<b>45-2F41.2010.000</b>	4	0,081 kg
4 positions	Metal silver	Metal	Momentary	<b>45-2F0V.2010.000</b>	5	0,081 kg
4 positions	Metal silver	Metal	Maintained	<b>45-2F21.2010.000</b>	6	0,081 kg

# 45 Raised design



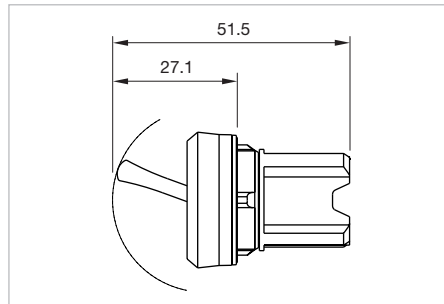
**Toggle switches, IP66, IP67, IP69K**

**Equipment consisting of (schematic overview)**



Each Part Number listed below includes all the black components shown in the 3D-drawing.

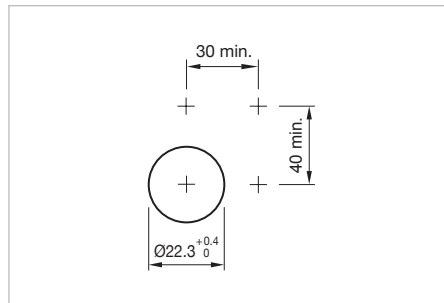
*To obtain a complete unit, please select the red components from the pages shown.*



Dimensions [mm]



Product can differ from the current configuration.

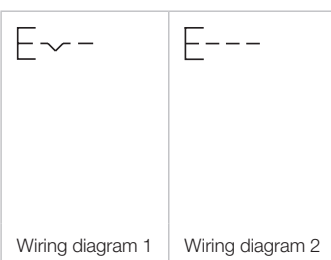


Mounting cut-outs [mm]

**Additional Information**

- Mounting depth incl. front plate, see chapter «drawings»

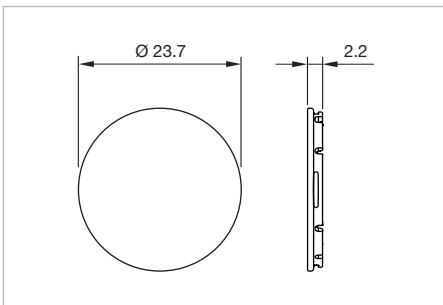
Lever	Front bezel	Switching action	Part No.	Wiring diagram	Weight
	<b>Toggle switch actuator, Front dimension Ø 29,5 mm</b>				
Plastic black	Plastic black	Maintained	<b>45-2N42.1010.000</b>	1	0,015 kg
Plastic black	Plastic black	Momentary	<b>45-2N39.1010.000</b>	2	0,015 kg
	<b>Toggle switch actuator, Front dimension Ø 29,5 mm</b>				
Plastic black	Metal sandgrey	Maintained	<b>45-2N42.3010.000</b>	1	0,020 kg
Plastic black	Metal sandgrey	Momentary	<b>45-2N39.3010.000</b>	2	0,020 kg
	<b>Toggle switch actuator, Front dimension Ø 29,5 mm</b>				
Plastic black	Metal silver	Maintained	<b>45-2N42.2010.000</b>	1	0,038 kg
Plastic black	Metal silver	Momentary	<b>45-2N39.2010.000</b>	2	0,038 kg










# 45 Accessories

Front







## Lens plastic round flat



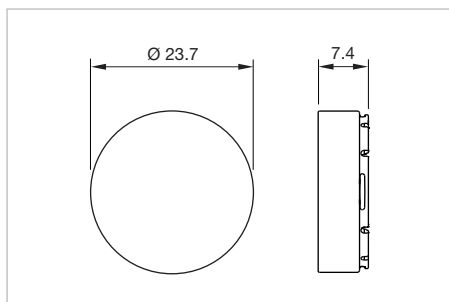
Dimensions [mm]

Dimension	Lens	Part No.	Weight
	<b>Lens</b>		
Ø 23.7 mm	Plastic black	<b>45-553.0100</b>	0,001 kg
	<b>Lens</b>		
Ø 23.7 mm	Plastic red	<b>45-553.0200</b>	0,001 kg
	<b>Lens</b>		
Ø 23.7 mm	Plastic yellow	<b>45-553.0400</b>	0,001 kg
	<b>Lens</b>		
Ø 23.7 mm	Plastic green	<b>45-553.0500</b>	0,001 kg
	<b>Lens</b>		
Ø 23.7 mm	Plastic blue	<b>45-553.0600</b>	0,001 kg
	<b>Lens</b>		
Ø 23.7 mm	Plastic white	<b>45-553.0900</b>	0,001 kg
	<b>Lens</b>		
Ø 23.7 mm	Plastic red	<b>45-553.0E00</b>	0,001 kg




Dimension	Lens	Part No.	Weight
	<b>Lens</b>		
Ø 23.7 mm	Plastic ambergris	<b>45-553.0F00</b>	0,001 kg
	<b>Lens</b>		
Ø 23.7 mm	Plastic yellow	<b>45-553.0G00</b>	0,001 kg
	<b>Lens</b>		
Ø 23.7 mm	Plastic green	<b>45-553.0H00</b>	0,001 kg
	<b>Lens</b>		
Ø 23.7 mm	Plastic blue	<b>45-553.0J00</b>	0,001 kg
	<b>Lens</b>		
Ø 23.7 mm	Plastic white	<b>45-553.0K00</b>	0,001 kg
	<b>Lens</b>		
Ø 23.7 mm	Plastic colourless	<b>45-553.0N00</b>	0,001 kg





**Lens plastic round increased**



Dimensions [mm]

Dimension	Lens	Part No.	Weight
	<b>Lens</b>		
Ø 23.7 mm	Plastic black	<b>45-552.0100</b>	0,002 kg

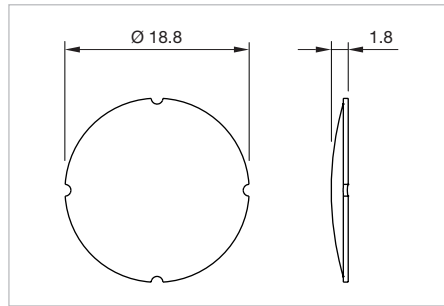
# 45 Accessories

Dimension	Lens	Part No.	Weight
	<b>Lens</b>		
Ø 23.7 mm	Plastic red	<b>45-552.0200</b>	0,002 kg
	<b>Lens</b>		
Ø 23.7 mm	Plastic yellow	<b>45-552.0400</b>	0,002 kg
	<b>Lens</b>		
Ø 23.7 mm	Plastic green	<b>45-552.0500</b>	0,002 kg
	<b>Lens</b>		
Ø 23.7 mm	Plastic red	<b>45-552.0E00</b>	0,002 kg
	<b>Lens</b>		
Ø 23.7 mm	Plastic yellow	<b>45-552.0G00</b>	0,002 kg
	<b>Lens</b>		
Ø 23.7 mm	Plastic green	<b>45-552.0H00</b>	0,002 kg
	<b>Lens</b>		
Ø 23.7 mm	Plastic blue	<b>45-552.0J00</b>	0,002 kg
	<b>Lens</b>		
Ø 23.7 mm	Plastic colourless	<b>45-552.0K00</b>	0,002 kg


**Marking plate**

**Additional Information**

- for pushbutton illuminated
- Markable, see «Marking»
- To change the text plate, the push cap is removed with a screwdriver and then snapped back

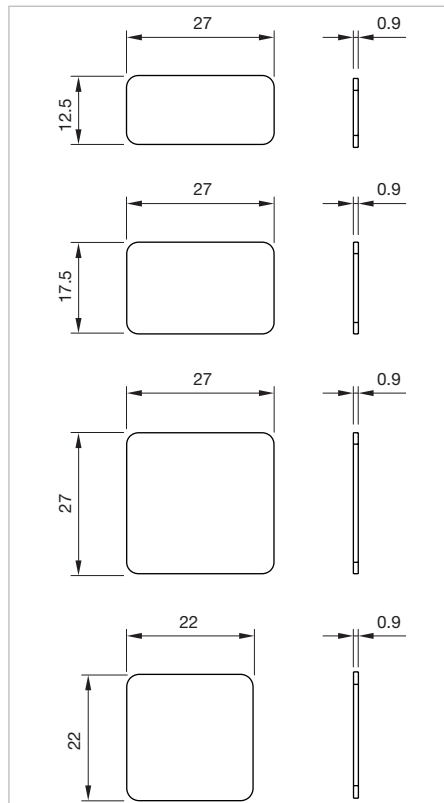


Dimensions [mm]

Marking plate illumination	Marking plate	Part No.	Weight
	<b>Marking plate</b>		
illuminative	white translucent	<b>45-563.0K00</b>	0,001 kg





**Legend plate**

- Markable, see «Marking»



Dimensions [mm]




# 45 Accessories









Product attribute	Dimension	Material	Colour	Mounting type	Part No.	Weight
 <p><b>Legend plate</b></p>						
For sticking or snapping in place	27 x 12.5 mm	Plastic	black	self-adhesive	<b>45-573.1102</b>	0,001 kg
For sticking or snapping in place	27 x 12.5 mm	Plastic	red	self-adhesive	<b>45-573.1202</b>	0,001 kg
For sticking or snapping in place	27 x 12.5 mm	Plastic	silver	self-adhesive	<b>45-573.1A02</b>	0,001 kg
 <p><b>Legend plate</b></p>						
For sticking or snapping in place	27 x 17.5 mm	Plastic	black	self-adhesive	<b>45-573.1103</b>	0,001 kg
For sticking or snapping in place	27 x 17.5 mm	Plastic	silver	self-adhesive	<b>45-573.1A03</b>	0,001 kg
 <p><b>Legend plate</b></p>						
For sticking or snapping in place	27 x 27 mm	Plastic	black	self-adhesive	<b>45-573.1105</b>	0,001 kg
For sticking or snapping in place	27 x 27 mm	Plastic	silver	self-adhesive	<b>45-573.1A05</b>	0,001 kg
 <p><b>Legend plate</b></p>						
For sticking or snapping in place	22 x 22 mm	Plastic	silver	self-adhesive	<b>45-573.1A04</b>	0,001 kg
For sticking	22 x 22 mm	Plastic	black	self-adhesive	<b>45-573.1104</b>	0,001 kg

## Emergency-stop legend




### Additional Information

- Front panel thickness 3 mm max.


Product attribute	Dimension	Mounting cut-out	Marking	Material	Colour	Part No.	Weight
 <p><b>Emergency-stop legend</b></p>							
-	Ø 45 x 1 mm	Ø 22,3 mm	without marking	Plastic	yellow	<b>45-50K.1407</b>	0,005 kg
 <p><b>Emergency-stop legend</b></p>							
-	Ø 75 x 1 mm	Ø 22,3 mm	without marking	Plastic	yellow	<b>45-50K.1408</b>	0,010 kg
 <p><b>Emergency-stop legend</b></p>							
self-adhesive	Ø 75 x 1 mm	Ø 23 mm	without marking	Plastic	yellow	<b>45-50J.1400</b>	0,004 kg

Product attribute	Dimension	Mounting cut-out	Marking	Material	Colour	Part No.	Weight
	<b>Emergency-stop legend</b>						
self-adhesive	Ø 75 x 1 mm	Ø 23 mm	NOT - HALT	Plastic	yellow	<b>45-50J.140Q</b>	0,004 kg
	<b>Emergency-stop legend</b>						
self-adhesive	Ø 75 x 1 mm	Ø 23 mm	EMERGENCY STOP	Plastic	yellow	<b>45-50J.140S</b>	0,004 kg
	<b>Emergency-stop legend</b>						
self-adhesive	Ø 75 x 1 mm	Ø 23 mm	NOT - AUS	Plastic	yellow	<b>45-50J.140P</b>	0,004 kg
	<b>Emergency-stop legend</b>						
self-adhesive	Ø 75 x 1 mm	Ø 23 mm	ARRET D'URGENCE	Plastic	yellow	<b>45-50J.140T</b>	0,004 kg
	<b>Emergency-stop legend</b>						
self-adhesive	Ø 75 x 1 mm	Ø 23 mm	EMERGENZA	Plastic	yellow	<b>45-50J.140V</b>	0,004 kg
	<b>Emergency-stop legend</b>						
self-adhesive	Ø 75 x 1 mm	Ø 23 mm	NODSTOP	Plastic	yellow	<b>45-50J.140W</b>	0,004 kg
	<b>Emergency-stop legend</b>						
self-adhesive	Ø 75 x 1 mm	Ø 23 mm	緊急停止	Plastic	yellow	<b>45-50J.140X</b>	0,004 kg
	<b>Emergency-stop legend</b>						
self-adhesive	Ø 75 x 1 mm	Ø 23 mm	NOT-HALT EMERGENCY STOP EMER- GENZA EMER- GENCIA	Plastic	yellow	<b>45-50J.140Z</b>	0,004 kg

# 45 Accessories

Product attribute	Dimension	Mounting cut-out	Marking	Material	Colour	Part No.	Weight
	<b>Emergency-stop legend</b>						
self-adhesive	150 x 38 mm	Ø 23 mm	without marking	Plastic	yellow	<b>45-561.1400</b>	0,004 kg
	<b>Emergency-stop legend</b>						
self-adhesive	150 x 38 mm	Ø 23 mm	NOT - AUS	Plastic	yellow	<b>45-561.140P</b>	0,004 kg
	<b>Emergency-stop legend</b>						
self-adhesive	150 x 38 mm	Ø 23 mm	without marking	Plastic	yellow	<b>45-562.1400</b>	0,004 kg

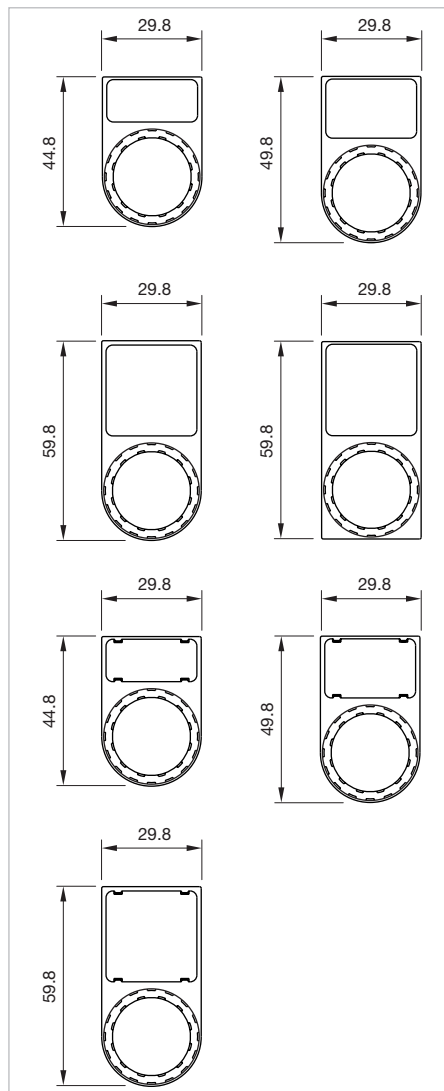
## Legend plate for potentiometer

Dimension	Material	Colour	Part No.	Weight
	<b>Legend plate for potentiometer</b>			
Ø 40 mm	Plastic	black	<b>45-538.1100</b>	0,001 kg




**Legend support without legend**

**Additional Information**



- For sticking or snapping in place



Dimensions [mm]

Product attribute	Material	Colour	Part No.	Weight
 <p><b>Legend support without legend</b></p>				
for legend 27 mm x 12,5 mm	Plastic	black	<b>45-564.1102</b>	0,002 kg
 <p><b>Legend support without legend</b></p>				
for legend 27 mm x 12,5 mm	Plastic	black	<b>45-567.1103</b>	0,002 kg
 <p><b>Legend support without legend</b></p>				
for legend 27 mm x 27 mm	Plastic	black	<b>45-569.1105</b>	0,002 kg

# 45 Accessories

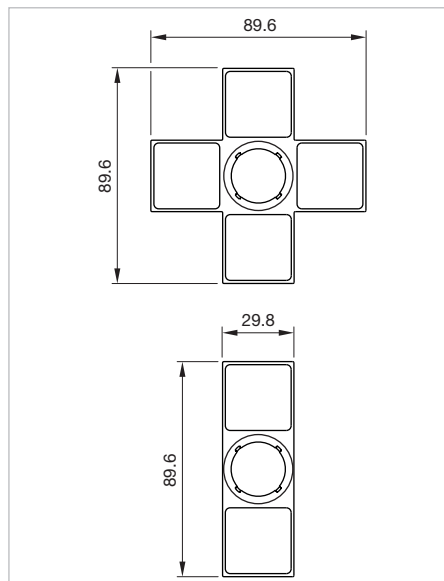
Product attribute	Material	Colour	Part No.	Weight
 <p><b>Legend support without legend</b></p>				
for legend 27 mm x 27 mm	Plastic	black	<b>45-570.1105</b>	0,002 kg
 <p><b>Legend support without legend</b></p>				
for legend 27 mm x 12,5 mm	Plastic	black	<b>45-564.1110</b>	0,002 kg
 <p><b>Legend support without legend</b></p>				
for legend 27 mm x 17,5 mm	Plastic	black	<b>45-567.1111</b>	0,002 kg
 <p><b>Legend support without legend</b></p>				
for legend 27 mm x 27 mm	Plastic	black	<b>45-569.1112</b>	0,002 kg





**Legend support without legend for toggle stick**

**Additional Information**

- For sticking or snapping in place



Dimensions [mm]

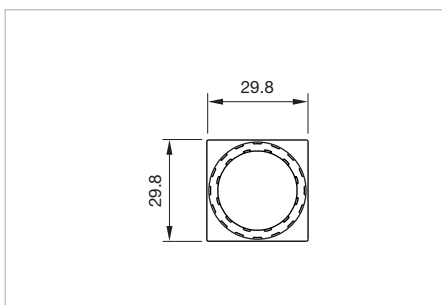
Product attribute	Material	Colour	Part No.	Weight
 <p><b>Legend support without legend for toggle stick</b></p>				
for legend 27 mm x 27 mm	Plastic	black	<b>45-571.1105</b>	0,002 kg
 <p><b>Legend support without legend for toggle stick</b></p>				
for legend 27 mm x 27 mm	Plastic	black	<b>45-572.1105</b>	0,002 kg

# 45 Accessories

## Single frame for legend support, IP66, IP67, IP69K

### Additional Information

- For design square



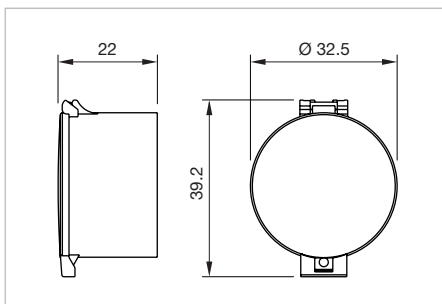
Dimensions [mm]

Dimension	Material	Colour	Part No.	Weight
	<b>Single frame for design square</b>			
29.8 x 29.8 mm	Plastic	black	<b>45-558.0000</b>	0,001 kg



## Protective cover, IP66, IP67

### Additional Information



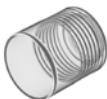



- Hinged, with means for sealing
- Please note that bigger minimum distances are necessary



Dimensions [mm]

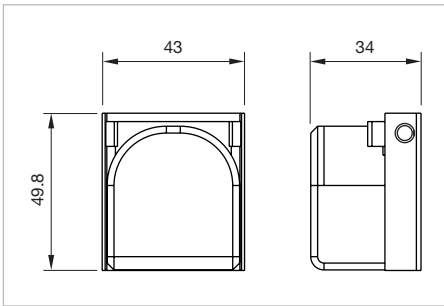
Material	Colour	Optics	Part No.	Weight
	<b>Protective cover</b>			
Plastic	black	opaque	<b>45-555.1100</b>	0,012 kg
	<b>Protective cover</b>			
Plastic	colourless	transparent	<b>45-555.1K00</b>	0,012 kg

## Protective cap

Product attribute	Front protection	Material	Colour	Optics	Part No.	Weight
 <p><b>Protective cap for pushbutton</b></p>						
for lens raised above bezel	IP66, IP67	Silicone	colourless	transparent	<b>45-544.1K00</b>	0,008 kg
for lens flush	IP66, IP67	Silicone	colourless	transparent	<b>45-545.1K00</b>	0,008 kg
 <p><b>Protective cap for twin pushbutton</b></p>						
for lens raised above bezel	IP66, IP67	Silicone	colourless	transparent	<b>45-547.1K00</b>	0,011 kg
for lens flush	IP66, IP67	Silicone	colourless	transparent	<b>45-548.1K00</b>	0,011 kg
 <p><b>Protective cap for Emergency stop switch</b></p>						
for lens raised above bezel	IP66, IP67	Silicone	colourless	transparent	<b>45-542.1K00</b>	0,015 kg
 <p><b>Protective cap for Mushroom-head pushbutton</b></p>						
for Mushroom-head pushbutton Ø 40	IP66, IP67	Silicone	colourless	transparent	<b>45-543.1K00</b>	0,006 kg
 <p><b>Protective cap for selector switch</b></p>						
for lever switch, short lever	IP66, IP67	Silicone	colourless	transparent	<b>45-546.1K00</b>	0,006 kg
 <p><b>Protective cap for keylock switch</b></p>						
for keylock switch	IP66, IP67	Silicone	colourless	transparent	<b>45-50F.1100</b>	0,006 kg

# 45 Accessories

## Cover, IP66, IP67, IP69K



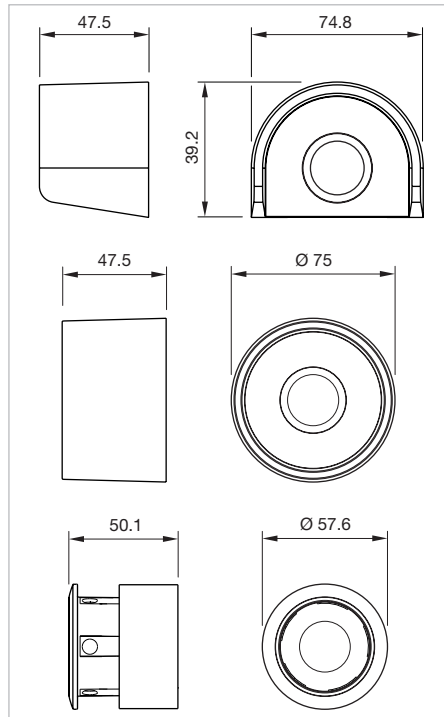
Dimensions [mm]

Product attribute	Material	Colour	Optics	Part No.	Weight
 <p><b>Cover for locking device</b></p>					
For pushbuttons, selector switches with round or short lever	Metal/plastic	silver/colourless	transparent	<b>45-529.2100</b>	0,043 kg




**E-stop protective shroud**

**Additional Information**

- The protection shroud is not suitable for a proper use of emergency-stop. It can obstruct a spontaneous operation of the emergency-stop

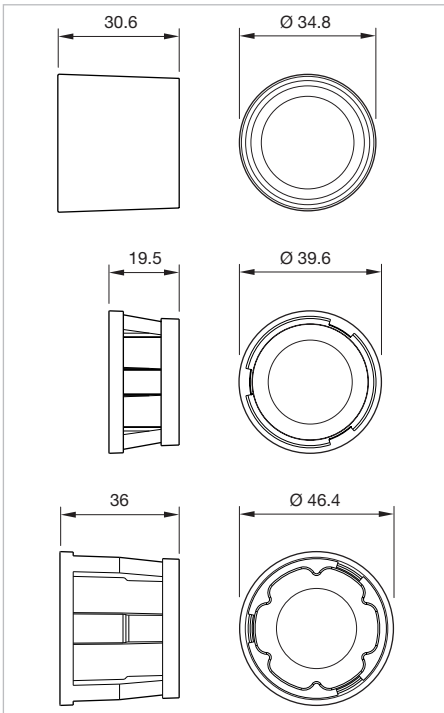


Dimensions [mm]




Material	Colour	Product attribute	Part No.	Weight
	<b>E-stop protective shroud</b>			
Plastic	yellow	-	<b>45-549.1400</b>	0,052 kg
	<b>E-stop protective shroud</b>			
Plastic	grey	-	<b>45-549.1800</b>	0,052 kg
	<b>E-stop protective shroud</b>			
Plastic	yellow	-	<b>45-550.1400</b>	0,044 kg
	<b>E-stop protective shroud</b>			
Metal	yellow	For Emergency stop switch Ø 40 mm, for 5 padlocks	<b>45-539.2400</b>	0,162 kg
	<b>E-stop protective shroud</b>			
Metal	grey	For Emergency stop switch Ø 40 mm, for 5 padlocks	<b>45-539.2800</b>	0,153 kg

# 45 Accessories


## Protective shroud, IP66, IP67, IP69K



Dimensions [mm]

Product attribute	Material	Colour	Part No.	Weight
 <p><b>Protective shroud</b></p>				
for pushbutton, selector switch	Plastic	black	<b>45-50N.1100</b>	0,010 kg
 <p><b>Protective shroud</b></p>				
for pushbuttons	Metal	silver	<b>45-50Q.2100</b>	0,020 kg
 <p><b>Protective shroud</b></p>				
for mushroom-head pushbutton Ø 40 mm	Metal	silver	<b>45-50P.0100</b>	0,020 kg

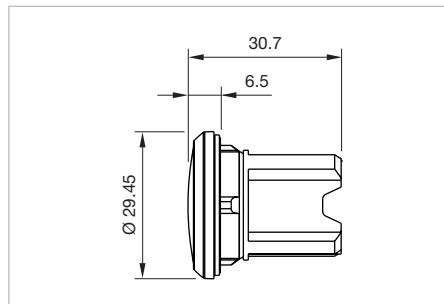
**Sun collar**

Product attribute	Material	Colour	Part No.	Weight
 <p><b>Sun collar</b></p>				
for pushbutton illuminated	Plastic	black	<b>45-560.1100</b>	0,010 kg




**Blind plug, IP66, IP67, IP69K**

**Additional Information**

- Use with plastic or metal holder










Dimensions [mm]

Mounting cut-out	Material	Colour	Part No.	Weight
 <p><b>Blind plug</b></p>				
Ø 22,3 mm	Plastic	black	<b>45-506.1100</b>	0,010 kg
 <p><b>Blind plug</b></p>				
Ø 22,3 mm	Metal sandgrey	silver	<b>45-506.3A00</b>	0,008 kg
 <p><b>Blind plug</b></p>				
Ø 22,3 mm	Metal shiny	silver	<b>45-506.2A00</b>	0,038 kg

# 45 Accessories

## Locking device, IP66, IP67, IP69K

Product attribute	Dimension	Material	Colour	Part No.	Weight
 <p><b>Locking device</b></p>					
for pushbutton with lens raised	47 x 43.1 x 25.1 mm	Metal	silver	<b>45-531.2100</b>	0,047 kg
 <p><b>Locking device</b></p>					
for pushbutton with lens flat	47 x 43.1 x 25.1 mm	Metal	silver	<b>45-532.2100</b>	0,047 kg
for mushroom-head pushbutton Ø 30 mm or Ø 40 mm	47 x 43.1 x 25.1 mm	Metal	silver	<b>45-530.2100</b>	0,047 kg
 <p><b>Locking device</b></p>					
for selector switch in position left	47 x 47.1 x 21.1 mm	Metal	silver	<b>45-534.2100</b>	0,047 kg
 <p><b>Locking device</b></p>					
for selector switch in position center	47 x 47.1 x 21.1 mm	Metal	silver	<b>45-533.2100</b>	0,047 kg
 <p><b>Locking device</b></p>					
for selector switch in position right	47 x 47.1 x 21.1 mm	Metal	silver	<b>45-536.2100</b>	0,047 kg
 <p><b>Locking device</b></p>					
for selector switch in position center and right	47 x 47.1 x 21.1 mm	Metal	silver	<b>45-535.2100</b>	0,047 kg
 <p><b>Locking device</b></p>					
for selector switch in position center and left	47 x 47.1 x 21.1 mm	Metal	silver	<b>45-537.2100</b>	0,047 kg




**ID key**

Product attribute	Colour	Part No.	Weight
 <p><b>ID key</b></p>			
Design of the RFID coding: Step 1	green	<b>45-50T.0500</b>	0.007 kg
 <p><b>ID key</b></p>			
Design of the RFID coding: Step 1+2	yellow	<b>45-50V.0400</b>	0.007 kg
 <p><b>ID key</b></p>			
Design of the RFID coding: Step 1+2+3	red	<b>45-50W.0200</b>	0.007 kg
 <p><b>ID key</b></p>			
Design of the RFID coding: Step 1+2+3+4	blue	<b>45-574.0600</b>	0.007 kg

**Spare key**

**Additional Information**

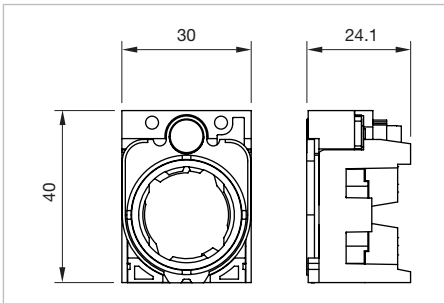
- For standard lock RONIS T254

Product attribute	Part No.	Weight
 <p><b>Spare key</b></p>		
2 spare keys	<b>45-522.0900</b>	0,007 kg



# 45 Accessories

Rear side

## Holder for 3 elements

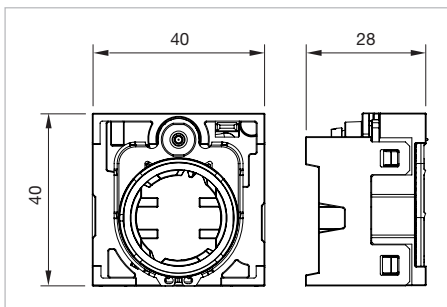


Dimensions [mm]

Product attribute	Material	Part No.	Component layout	Weight
 <p><b>Holder for 3 elements</b></p>				
for all buttons except selector switch 4 positions and toggle stick	Plastic	<b>45-2300.1000.000</b>	2	0,028 kg
 <p><b>Holder for 3 elements</b></p>				
for all buttons except selector switch 4 positions and toggle stick	Metal	<b>45-2300.2000.000</b>	2	0,046 kg

The component layouts you will find from page 156

**Holder for 4 elements**

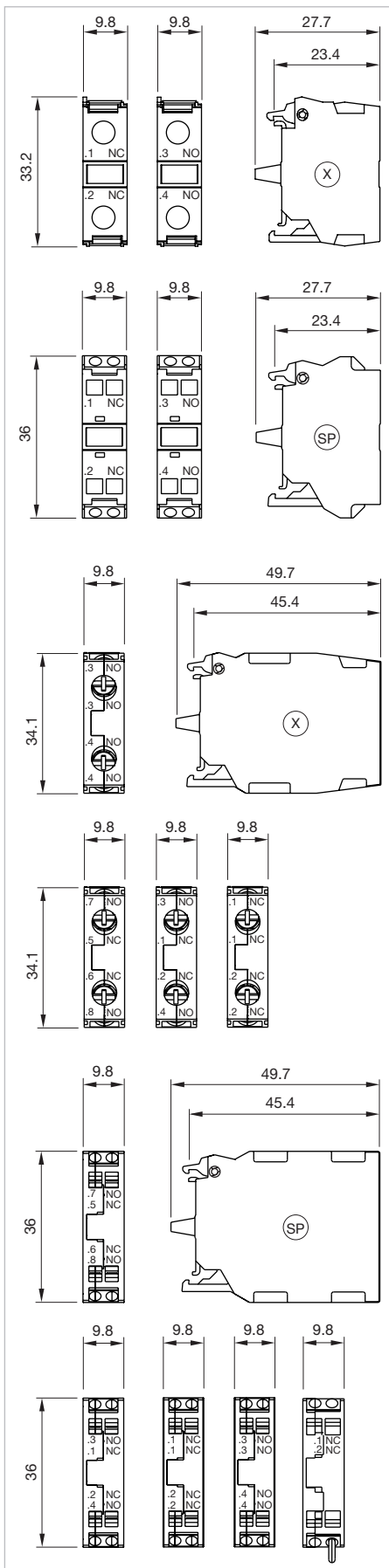


Dimensions [mm]

Product attribute	Material	Part No.	Component layout	Weight
 <p><b>Holder for 4 elements</b></p>				
for selector switch 4 positions and toggle stick	Plastic	<b>45-2400.1000.000</b>	3	0,028 kg
 <p><b>Holder for 4 elements</b></p>				
for selector switch 4 positions and toggle stick	Metal	<b>45-2400.2000.000</b>	3	0,046 kg

The component layouts you will find from page 156


## Switching element front mounting

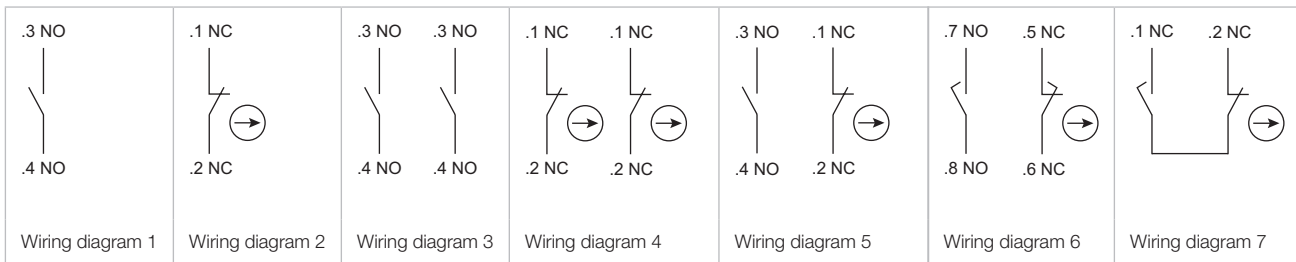


Dimensions [mm]  
 X = Screw terminal,  
 SP = Spring-type terminal

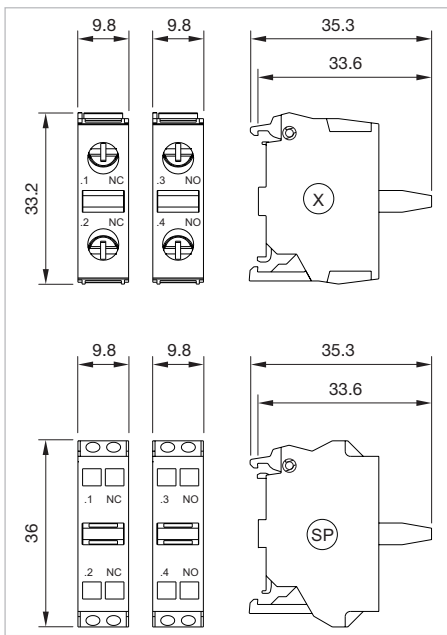
Switching current	Switching system	Contacts	Contact material	Terminal	Product attribute	Part No.	Wiring diagram	Weight
	<b>Switching element</b>							
10 A	Slow-make switching element	1 NO	Silver	Screw terminal	–	<b>45-311.1Z10</b>	1	0,010 kg
10 A	Slow-make switching element	1 NC	Silver	Screw terminal	–	<b>45-312.1Z10</b>	2	0,010 kg
	<b>Switching element</b>							
10 A	Slow-make switching element	2 NO	Silver	Screw terminal	not stackable	<b>45-313.1Z10</b>	3	0,018 kg
10 A	Slow-make switching element	2 NC	Silver	Screw terminal	not stackable	<b>45-314.1Z10</b>	4	0,018 kg
10 A	Slow-make switching element	1 NC + 1 NO	Silver	Screw terminal	not stackable	<b>45-315.1Z10</b>	5	0,018 kg
	<b>Switching element</b>							
10 A	Slow-make switching element	1 NO	gold-plated silver	Screw terminal	–	<b>45-311.1X10</b>	1	0,010 kg
10 A	Slow-make switching element	1 NC	gold-plated silver	Screw terminal	–	<b>45-312.1X10</b>	2	0,010 kg
	<b>Switching element</b>							
10 A	Slow-make switching element	1 NO leading 1 NC	gold-plated silver	Screw terminal	not stackable	<b>45-316.1X10</b>	6	0,018 kg
	<b>Switching element</b>							
10 A	Slow-make switching element	1 NO	Silver	Spring-type terminal	–	<b>45-311.1Z40</b>	1	0,010 kg
10 A	Slow-make switching element	1 NC	Silver	Spring-type terminal	–	<b>45-312.1Z40</b>	2	0,010 kg
	<b>Switching element</b>							
10 A	Slow-make switching element	2 NO	Silver	Spring-type terminal	not stackable	<b>45-313.1Z40</b>	3	0,018 kg
10 A	Slow-make switching element	2 NC	Silver	Spring-type terminal	not stackable	<b>45-314.1Z40</b>	4	0,018 kg
10 A	Slow-make switching element	1 NC + 1 NO	Silver	Spring-type terminal	not stackable	<b>45-315.1Z40</b>	5	0,018 kg
10 A	Slow-make switching element	1NC leading 1 NO	Silver	Spring-type terminal	not stackable	<b>45-316.1Z40</b>	6	0,018 kg
10 A	Slow-make switching element	1NC installation monitoring contact	Silver	Spring-type terminal	not stackable	<b>45-317.1Z40</b>	7	0,018 kg
	<b>Switching element</b>							
10 A	Slow-make switching element	1 NO	gold-plated silver	Spring-type terminal	–	<b>45-311.1X40</b>	1	0,010 kg
10 A	Slow-make switching element	1 NC	gold-plated silver	Spring-type terminal	–	<b>45-312.1X40</b>	2	0,010 kg

# 45 Accessories





Switching current	Switching system	Contacts	Contact material	Terminal	Product attribute	Part No.	Wiring diagram	Weight
 <b>Switching element</b>								
10 A	Slow-make switching element	2 NO	gold-plated silver	Spring-type terminal	not stackable	<b>45-313.1X40</b>	3	0,018 kg
10 A	Slow-make switching element	2 NC	gold-plated silver	Spring-type terminal	not stackable	<b>45-314.1X40</b>	4	0,018 kg
10 A	Slow-make switching element	1 NC + 1 NO	gold-plated silver	Spring-type terminal	not stackable	<b>45-315.1X40</b>	5	0,018 kg
10 A	Slow-make switching element	1NC leading 1 NO	gold-plated silver	Spring-type terminal	not stackable	<b>45-316.1X40</b>	6	0,018 kg

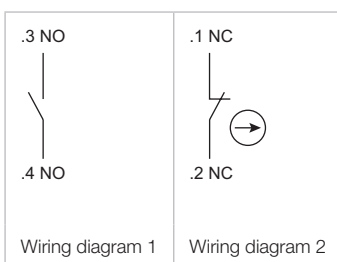


Switching element base mounting



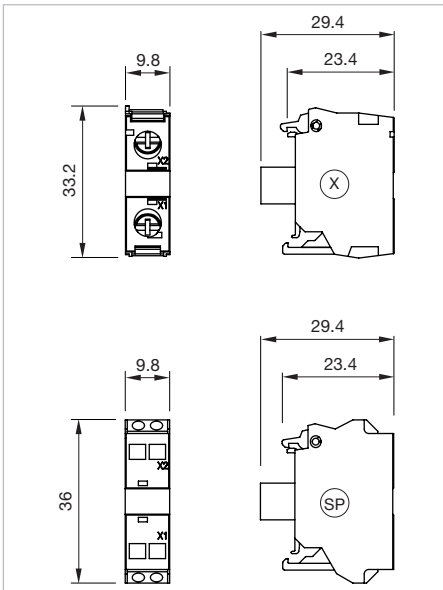
Dimensions [mm]  
 X = Screw terminal,  
 SP = Spring-type terminal

Switching current	Switching system	Contacts	Contact material	Terminal	Part No.	Wiring diagram	Weight
	<b>Switching element</b>						
10 A	Slow-make switching element	1 NO	Silver	Screw terminal	<b>45-311.2Z10</b>	1	0,010 kg
	<b>Switching element</b>						
10 A	Slow-make switching element	1 NC	Silver	Screw terminal	<b>45-312.2Z10</b>	2	0,010 kg
	<b>Switching element</b>						
10 A	Slow-make switching element	1 NO	Silver	Spring-type terminal	<b>45-311.2Z40</b>	1	0,010 kg
	<b>Switching element</b>						
10 A	Slow-make switching element	1 NC	Silver	Spring-type terminal	<b>45-312.2Z40</b>	2	0,010 kg




# 45 Accessories

## Illumination element front mounting



Dimensions [mm]  
 X = Screw terminal,  
 SP = Spring-type terminal

LED colour	Operating voltage	Operation current	Lumi. intensity	Terminal	Part No.	Wiring dia-gram	Weight
 <p><b>Illumination element</b></p>							
red	6-24 VAC/DC	20 mA	450...1120 mcd	Screw terminal	<b>45-320.1E11</b>	1	0,009 kg
amber	6-24 VAC/DC	20 mA	450...1120 mcd	Screw terminal	<b>45-320.1F11</b>	1	0,009 kg
yellow	6-24 VAC/DC	20 mA	900...1400 mcd	Screw terminal	<b>45-320.1G11</b>	1	0,009 kg
green	6-24 VAC/DC	20 mA	900...1400 mcd	Screw terminal	<b>45-320.1H11</b>	1	0,009 kg
blue	6-24 VAC/DC	20 mA	280...710 mcd	Screw terminal	<b>45-320.1J11</b>	1	0,009 kg
white	6-24 VAC/DC	20 mA	900...1400 mcd	Screw terminal	<b>45-320.1N11</b>	1	0,009 kg
red	24-240 VAC/DC	20 mA	450...1120 mcd	Screw terminal	<b>45-320.1E12</b>	1	0,010 kg
amber	24-240 VAC/DC	20 mA	450...1120 mcd	Screw terminal	<b>45-320.1F12</b>	1	0,010 kg
yellow	24-240 VAC/DC	20 mA	900...1400 mcd	Screw terminal	<b>45-320.1G12</b>	1	0,010 kg
green	24-240 VAC/DC	20 mA	900...1400 mcd	Screw terminal	<b>45-320.1H12</b>	1	0,010 kg
blue	24-240 VAC/DC	20 mA	280...710 mcd	Screw terminal	<b>45-320.1J12</b>	1	0,010 kg
white	24-240 VAC/DC	20 mA	900...1400 mcd	Screw terminal	<b>45-320.1N12</b>	1	0,010 kg
red	24 VAC/DC	20 mA	450...1120 mcd	Screw terminal	<b>45-320.1E16</b>	1	0,009 kg
amber	24 VAC/DC	20 mA	450...1120 mcd	Screw terminal	<b>45-320.1F16</b>	1	0,009 kg
yellow	24 VAC/DC	20 mA	900...1400 mcd	Screw terminal	<b>45-320.1G16</b>	1	0,009 kg
green	24 VAC/DC	20 mA	900...1400 mcd	Screw terminal	<b>45-320.1H16</b>	1	0,009 kg
blue	24 VAC/DC	20 mA	280...710 mcd	Screw terminal	<b>45-320.1J16</b>	1	0,009 kg
white	24 VAC/DC	20 mA	900...1400 mcd	Screw terminal	<b>45-320.1N16</b>	1	0,009 kg
red	110 VAC	20 mA	450...1120 mcd	Screw terminal	<b>45-320.1E17</b>	1	0,010 kg
amber	110 VAC	20 mA	450...1120 mcd	Screw terminal	<b>45-320.1F17</b>	1	0,010 kg
yellow	110 VAC	20 mA	900...1400 mcd	Screw terminal	<b>45-320.1G17</b>	1	0,010 kg
green	110 VAC	20 mA	900...1400 mcd	Screw terminal	<b>45-320.1H17</b>	1	0,010 kg
blue	110 VAC	20 mA	280...710 mcd	Screw terminal	<b>45-320.1J17</b>	1	0,010 kg
white	110 VAC	20 mA	900...1400 mcd	Screw terminal	<b>45-320.1N17</b>	1	0,010 kg
red	230 VAC	20 mA	450...1120 mcd	Screw terminal	<b>45-320.1E18</b>	1	0,010 kg

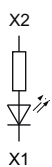


LED colour	Operating voltage	Operation current	Lumi. intensity	Terminal	Part No.	Wiring diagram	Weight
amber	230 VAC	20 mA	450...1120 mcd	Screw terminal	<b>45-320.1F18</b>	1	0,010 kg
yellow	230 VAC	20 mA	900...1400 mcd	Screw terminal	<b>45-320.1G18</b>	1	0,010 kg
green	230 VAC	20 mA	900...1400 mcd	Screw terminal	<b>45-320.1H18</b>	1	0,010 kg
blue	230 VAC	20 mA	280...710 mcd	Screw terminal	<b>45-320.1J18</b>	1	0,010 kg
white	230 VAC	20 mA	900...1400 mcd	Screw terminal	<b>45-320.1N18</b>	1	0,010 kg



### Illumination element

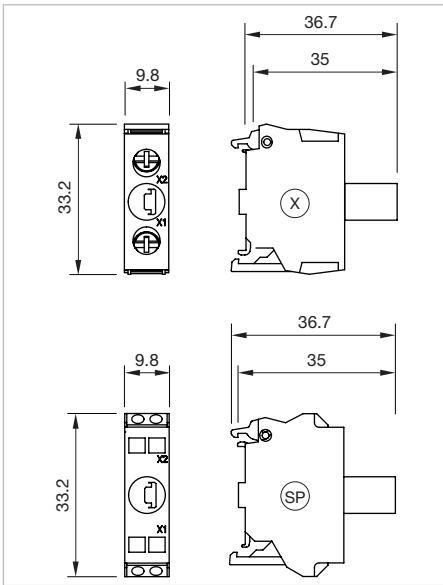
red	6-24 VAC/DC	20 mA	450...1120 mcd	Spring-type terminal	<b>45-320.1E41</b>	1	0,009 kg
amber	6-24 VAC/DC	20 mA	450...1120 mcd	Spring-type terminal	<b>45-320.1F41</b>	1	0,009 kg
yellow	6-24 VAC/DC	20 mA	900...1400 mcd	Spring-type terminal	<b>45-320.1G41</b>	1	0,009 kg
green	6-24 VAC/DC	20 mA	900...1400 mcd	Spring-type terminal	<b>45-320.1H41</b>	1	0,009 kg
blue	6-24 VAC/DC	20 mA	280...710 mcd	Spring-type terminal	<b>45-320.1J41</b>	1	0,009 kg
white	6-24 VAC/DC	20 mA	900...1400 mcd	Spring-type terminal	<b>45-320.1N41</b>	1	0,009 kg
red	24-240 VAC/DC	20 mA	450...1120 mcd	Spring-type terminal	<b>45-320.1E42</b>	1	0,010 kg
amber	24-240 VAC/DC	20 mA	450...1120 mcd	Spring-type terminal	<b>45-320.1F42</b>	1	0,010 kg
yellow	24-240 VAC/DC	20 mA	900...1400 mcd	Spring-type terminal	<b>45-320.1G42</b>	1	0,010 kg
green	24-240 VAC/DC	20 mA	900...1400 mcd	Spring-type terminal	<b>45-320.1H42</b>	1	0,010 kg
blue	24-240 VAC/DC	20 mA	280...710 mcd	Spring-type terminal	<b>45-320.1J42</b>	1	0,010 kg
white	24-240 VAC/DC	20 mA	900...1400 mcd	Spring-type terminal	<b>45-320.1N42</b>	1	0,010 kg
red	24 VAC/DC	20 mA	450...1120 mcd	Spring-type terminal	<b>45-320.1E46</b>	1	0,009 kg
amber	24 VAC/DC	20 mA	450...1120 mcd	Spring-type terminal	<b>45-320.1F46</b>	1	0,009 kg
yellow	24 VAC/DC	20 mA	900...1400 mcd	Spring-type terminal	<b>45-320.1G46</b>	1	0,009 kg
green	24 VAC/DC	20 mA	900...1400 mcd	Spring-type terminal	<b>45-320.1H46</b>	1	0,009 kg
blue	24 VAC/DC	20 mA	280...710 mcd	Spring-type terminal	<b>45-320.1J46</b>	1	0,009 kg
white	24 VAC/DC	20 mA	900...1400 mcd	Spring-type terminal	<b>45-320.1N46</b>	1	0,009 kg
red	110 VAC	20 mA	450...1120 mcd	Spring-type terminal	<b>45-320.1E47</b>	1	0,010 kg
amber	110 VAC	20 mA	450...1120 mcd	Spring-type terminal	<b>45-320.1F47</b>	1	0,010 kg
yellow	110 VAC	20 mA	900...1400 mcd	Spring-type terminal	<b>45-320.1G47</b>	1	0,010 kg
green	110 VAC	20 mA	900...1400 mcd	Spring-type terminal	<b>45-320.1H47</b>	1	0,010 kg
blue	110 VAC	20 mA	280...710 mcd	Spring-type terminal	<b>45-320.1J47</b>	1	0,010 kg
white	110 VAC	20 mA	900...1400 mcd	Spring-type terminal	<b>45-320.1N47</b>	1	0,010 kg
red	230 VAC	20 mA	450...1120 mcd	Spring-type terminal	<b>45-320.1E48</b>	1	0,010 kg
amber	230 VAC	20 mA	450...1120 mcd	Spring-type terminal	<b>45-320.1F48</b>	1	0,010 kg
yellow	230 VAC	20 mA	900...1400 mcd	Spring-type terminal	<b>45-320.1G48</b>	1	0,010 kg
green	230 VAC	20 mA	900...1400 mcd	Spring-type terminal	<b>45-320.1H48</b>	1	0,010 kg
blue	230 VAC	20 mA	280...710 mcd	Spring-type terminal	<b>45-320.1J48</b>	1	0,010 kg
white	230 VAC	20 mA	900...1400 mcd	Spring-type terminal	<b>45-320.1N48</b>	1	0,010 kg




Wiring diagram 1

# 45 Accessories

## Illumination element base mounting



Dimensions [mm]  
 X = Screw terminal,  
 SP = Spring-type terminal

LED colour	Operating voltage	Operation current	Lumi. intensity	Terminal	Part No.	Wiring dia-gram	Weight
	<b>Illumination element</b>						
red	6-24 VAC/DC	20 mA	450...1120 mcd	Screw terminal	<b>45-320.2E11</b>	1	0,009 kg
amber	6-24 VAC/DC	20 mA	450...1120 mcd	Screw terminal	<b>45-320.2F11</b>	1	0,009 kg
yellow	6-24 VAC/DC	20 mA	900...1400 mcd	Screw terminal	<b>45-320.2G11</b>	1	0,009 kg
green	6-24 VAC/DC	20 mA	900...1400 mcd	Screw terminal	<b>45-320.2H11</b>	1	0,009 kg
blue	6-24 VAC/DC	20 mA	280...710 mcd	Screw terminal	<b>45-320.2J11</b>	1	0,009 kg
white	6-24 VAC/DC	20 mA	900...1400 mcd	Screw terminal	<b>45-320.2N11</b>	1	0,009 kg
red	24-240 VAC/DC	20 mA	900...1400 mcd	Screw terminal	<b>45-320.2E12</b>	1	0,009 kg
amber	24-240 VAC/DC	20 mA	450...1120 mcd	Screw terminal	<b>45-320.2F12</b>	1	0,009 kg
yellow	24-240 VAC/DC	20 mA	900...1400 mcd	Screw terminal	<b>45-320.2G12</b>	1	0,009 kg
green	24-240 VAC/DC	20 mA	900...1400 mcd	Screw terminal	<b>45-320.2H12</b>	1	0,009 kg
blue	24-240 VAC/DC	20 mA	280...710 mcd	Screw terminal	<b>45-320.2J12</b>	1	0,009 kg
white	24-240 VAC/DC	20 mA	900...1400 mcd	Screw terminal	<b>45-320.2N12</b>	1	0,009 kg
red	24 VAC/DC	20 mA	450...1120 mcd	Screw terminal	<b>45-320.2E16</b>	1	0,009 kg
amber	24 VAC/DC	20 mA	450...1120 mcd	Screw terminal	<b>45-320.2F16</b>	1	0,009 kg
yellow	24 VAC/DC	20 mA	900...1400 mcd	Screw terminal	<b>45-320.2G16</b>	1	0,009 kg
green	24 VAC/DC	20 mA	900...1400 mcd	Screw terminal	<b>45-320.2H16</b>	1	0,009 kg
blue	24 VAC/DC	20 mA	280...710 mcd	Screw terminal	<b>45-320.2J16</b>	1	0,009 kg
white	24 VAC/DC	20 mA	900...1400 mcd	Screw terminal	<b>45-320.2N16</b>	1	0,009 kg
red	110 VAC	20 mA	450...1120 mcd	Screw terminal	<b>45-320.2E17</b>	1	0,009 kg
amber	110 VAC	20 mA	450...1120 mcd	Screw terminal	<b>45-320.2F17</b>	1	0,009 kg
yellow	110 VAC	20 mA	900...1400 mcd	Screw terminal	<b>45-320.2G17</b>	1	0,009 kg
green	110 VAC	20 mA	900...1400 mcd	Screw terminal	<b>45-320.2H17</b>	1	0,009 kg
blue	110 VAC	20 mA	280...710 mcd	Screw terminal	<b>45-320.2J17</b>	1	0,009 kg
white	110 VAC	20 mA	900...1400 mcd	Screw terminal	<b>45-320.2N17</b>	1	0,009 kg
red	230 VAC	20 mA	450...1120 mcd	Screw terminal	<b>45-320.2E18</b>	1	0,009 kg
amber	230 VAC	20 mA	450...1120 mcd	Screw terminal	<b>45-320.2F18</b>	1	0,009 kg

LED colour	Operating voltage	Operation current	Lumi. intensity	Terminal	Part No.	Wiring diagram	Weight
yellow	230 VAC	20 mA	900...1400 mcd	Screw terminal	<b>45-320.2G18</b>	1	0,009 kg
green	230 VAC	20 mA	900...1400 mcd	Screw terminal	<b>45-320.2H18</b>	1	0,009 kg
blue	230 VAC	20 mA	280...710 mcd	Screw terminal	<b>45-320.2J18</b>	1	0,009 kg
white	230 VAC	20 mA	900...1400 mcd	Screw terminal	<b>45-320.2N18</b>	1	0,009 kg



### Illumination element

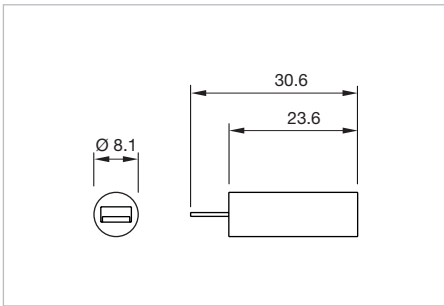
red	6-24 VAC/DC	20 mA	450...1120 mcd	Spring-type terminal	<b>45-320.2E41</b>	1	0,009 kg
amber	6-24 VAC/DC	20 mA	450...1120 mcd	Spring-type terminal	<b>45-320.2F41</b>	1	0,009 kg
yellow	6-24 VAC/DC	20 mA	900...1400 mcd	Spring-type terminal	<b>45-320.2G41</b>	1	0,009 kg
green	6-24 VAC/DC	20 mA	900...1400 mcd	Spring-type terminal	<b>45-320.2H41</b>	1	0,009 kg
blue	6-24 VAC/DC	20 mA	280...710 mcd	Spring-type terminal	<b>45-320.2J41</b>	1	0,009 kg
white	6-24 VAC/DC	20 mA	900...1400 mcd	Spring-type terminal	<b>45-320.2N41</b>	1	0,009 kg
red	24-240 VAC/DC	20 mA	450...1120 mcd	Spring-type terminal	<b>45-320.2E42</b>	1	0,009 kg
amber	24-240 VAC/DC	20 mA	450...1120 mcd	Spring-type terminal	<b>45-320.2F42</b>	1	0,009 kg
yellow	24-240 VAC/DC	20 mA	900...1400 mcd	Spring-type terminal	<b>45-320.2G42</b>	1	0,009 kg
green	24-240 VAC/DC	20 mA	900...1400 mcd	Spring-type terminal	<b>45-320.2H42</b>	1	0,009 kg
blue	24-240 VAC/DC	20 mA	280...710 mcd	Spring-type terminal	<b>45-320.2J42</b>	1	0,009 kg
white	24-240 VAC/DC	20 mA	900...1400 mcd	Spring-type terminal	<b>45-320.2N42</b>	1	0,009 kg
red	24 VAC/DC	20 mA	450...1120 mcd	Spring-type terminal	<b>45-320.2E46</b>	1	0,009 kg
amber	24 VAC/DC	20 mA	450...1120 mcd	Spring-type terminal	<b>45-320.2F46</b>	1	0,009 kg
yellow	24 VAC/DC	20 mA	900...1400 mcd	Spring-type terminal	<b>45-320.2G46</b>	1	0,009 kg
green	24 VAC/DC	20 mA	900...1400 mcd	Spring-type terminal	<b>45-320.2H46</b>	1	0,009 kg
blue	24 VAC/DC	20 mA	280...710 mcd	Spring-type terminal	<b>45-320.2J46</b>	1	0,009 kg
white	24 VAC/DC	20 mA	900...1400 mcd	Spring-type terminal	<b>45-320.2N46</b>	1	0,009 kg
red	110 VAC	20 mA	450...1120 mcd	Spring-type terminal	<b>45-320.2E47</b>	1	0,009 kg
amber	110 VAC	20 mA	450...1120 mcd	Spring-type terminal	<b>45-320.2F47</b>	1	0,009 kg
yellow	110 VAC	20 mA	900...1400 mcd	Spring-type terminal	<b>45-320.2G47</b>	1	0,009 kg
green	110 VAC	20 mA	900...1400 mcd	Spring-type terminal	<b>45-320.2H47</b>	1	0,009 kg
blue	110 VAC	20 mA	280...710 mcd	Spring-type terminal	<b>45-320.2J47</b>	1	0,009 kg
white	110 VAC	20 mA	900...1400 mcd	Spring-type terminal	<b>45-320.2N47</b>	1	0,009 kg
red	230 VAC	20 mA	450...1120 mcd	Spring-type terminal	<b>45-320.2E48</b>	1	0,009 kg
amber	230 VAC	20 mA	450...1120 mcd	Spring-type terminal	<b>45-320.2F48</b>	1	0,009 kg
yellow	230 VAC	20 mA	900...1400 mcd	Spring-type terminal	<b>45-320.2G48</b>	1	0,009 kg
green	230 VAC	20 mA	900...1400 mcd	Spring-type terminal	<b>45-320.2H48</b>	1	0,009 kg
blue	230 VAC	20 mA	280...710 mcd	Spring-type terminal	<b>45-320.2J48</b>	1	0,009 kg
white	230 VAC	20 mA	900...1400 mcd	Spring-type terminal	<b>45-320.2N48</b>	1	0,009 kg




Wiring diagram 1

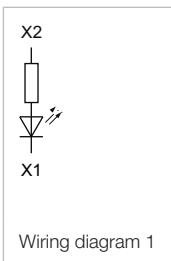
# 45 Accessories

## Illumination element PCB mounting

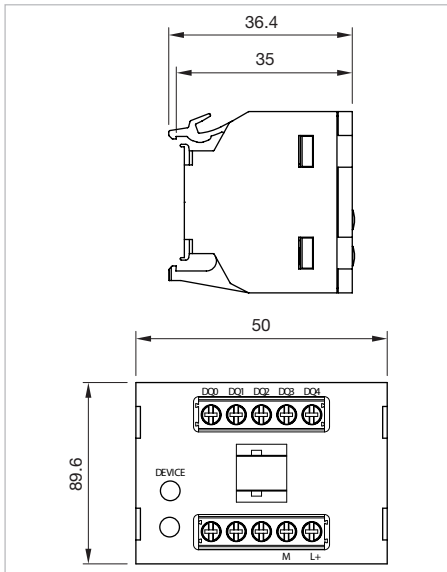


Dimensions [mm]  
 X = Screw terminal,  
 SP = Spring-type terminal

LED colour	Operating voltage	Operation current	Lumi. intensity	Terminal	Part No.	Wiring diagram	Weight
 <p><b>Illumination element</b></p>							
red	5 VDC	20 mA	450...1120 mcd	PCB terminal	<b>45-320.3E60</b>	1	0,009 kg
amber	5 VDC	20 mA	450...1120 mcd	PCB terminal	<b>45-320.3F60</b>	1	0,009 kg
yellow	5 VDC	20 mA	900...1400 mcd	PCB terminal	<b>45-320.3G60</b>	1	0,009 kg
green	5 VDC	20 mA	900...1400 mcd	PCB terminal	<b>45-320.3H60</b>	1	0,009 kg
blue	5 VDC	20 mA	280...710 mcd	PCB terminal	<b>45-320.3J60</b>	1	0,009 kg
white	5 VDC	20 mA	900...1400 mcd	PCB terminal	<b>45-320.3N60</b>	1	0,009 kg



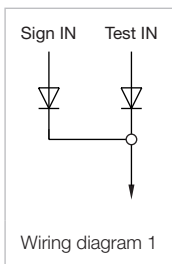
**Electronic module**



Dimensions [mm]

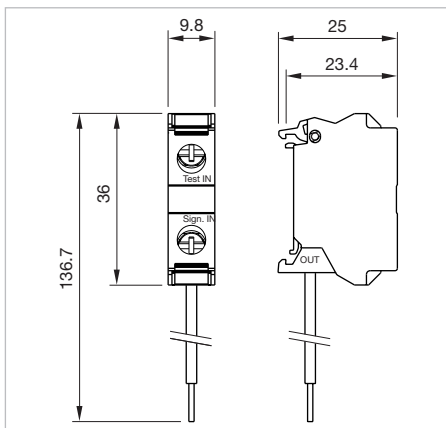
Product attribute	Operating voltage	Terminal	Part No.	Component layout	Wiring diagram	Weight
 <p><b>Electronic module</b></p>						
Front plate mounting	24 VDC	Screw terminal	<b>45-36F.1114</b>	5	1	0.036 kg

The component layouts you will find from page 156





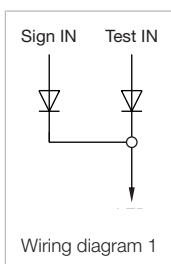
# 45 Accessories

## Test module




Dimensions [mm]  
 X = Screw terminal,  
 SP = Spring-type terminal

Product attribute	Operating voltage	Terminal	Part No.	Wiring diagram	Weight
 <b>Test module front mounting</b>					
Front mounting	12-240 VAC/DC	Screw terminal	<b>45-330.1115</b>	1	0,011 kg
 <b>Test module base mounting</b>					
Base mounting	12-240 VAC/DC	Screw terminal	<b>45-330.2115</b>	1	0,011 kg



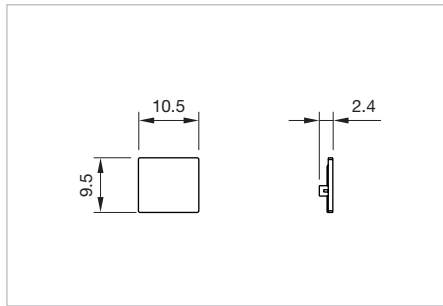
## Extension plungers

Product attribute	Material	Colour	Part No.	Weight
 <b>Extension plungers</b>				
for pushbutton with extended stroke	Plastic	black	<b>45-50M.1900</b>	0,009 kg


**Legend plate for switching elements**

**Additional Information**

- Without inscription
- In support of the dust resistance



Dimensions [mm]

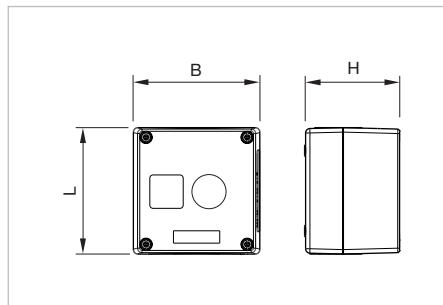
Product attribute	Dimension	Material	Colour	Part No.	Weight
 <p><b>Legend plate</b></p>					
For snapping in place	10.5 x 9.5 mm	Plastic	white	<b>45-523.1900</b>	0,001 kg

## Mounting







### Enclosure, IP66, IP67, IP69K

#### Additional Information





- Openings for cable gland M16 or M20




Dimensions [mm]

Product attribute	Dimension	Material	Colour	Part No.	Weight
 <b>Enclosure</b>					
1 mounting hole Ø 22.3 mm	L 85 x B 85 x H 64 mm	Plastic	grey	<b>45-430.1801</b>	0,251 kg
 <b>Enclosure</b>					
1 mounting hole Ø 22.3 mm	L 85 x B 85 x H 64 mm	Plastic	yellow	<b>45-410.1401</b>	0,248 kg
 <b>Enclosure</b>					
1 mounting hole Ø 22.3 mm, for base mounting, top and bottom 1 x M20	L 89.4 x B 85 x H 64 mm	Metal	yellow	<b>45-410.2403</b>	0,478 kg
 <b>Enclosure</b>					
1 mounting hole Ø 22.3 mm, for base mounting, top and bottom 1 x M20	L 89.4 x B 85 x H 64 mm	Metal	grey	<b>45-430.2803</b>	0,479 kg
 <b>Enclosure</b>					
1 mounting hole Ø 22.3 mm, with protective shroud	L 85 x B 85 x H 64 mm	Plastic	yellow	<b>45-420.1401</b>	0,287 kg
	L 85 x B 85 x H 64 mm	Metal	yellow	<b>45-420.2403</b>	0,287 kg
 <b>Enclosure</b>					
1 mounting hole Ø 22.3 mm, with protective shroud, for base mounting, top and bottom 1 x M20	L 89.4 x B 85 x H 64 mm	Metal	grey	<b>45-420.2803</b>	0,568 kg









Product attribute	Dimension	Material	Colour	Part No.	Weight
 <p><b>Enclosure</b></p>					
2 mounting holes Ø 22.3 mm	L 114 x B 85 x H 64 mm	Plastic	grey	<b>45-440.1801</b>	0,299 kg
2 mounting holes Ø 22.3 mm, for base mounting, top and bottom 1 x M20	L 118 x B 85 x H 64 mm	Metal	grey	<b>45-440.2803</b>	0,299 kg
 <p><b>Enclosure</b></p>					
3 mounting holes Ø 22.3 mm	L 154 x B 85 x H 64 mm	Plastic	grey	<b>45-450.1801</b>	0,364 kg
3 mounting holes Ø 22.3 mm, for base mounting, top and bottom 1 x M20	L 158 x B 85 x H 64 mm	Metal	grey	<b>45-450.2803</b>	0,683 kg
 <p><b>Enclosure</b></p>					
4 mounting holes Ø 22.3 mm	L 194 x B 85 x H 64 mm	Plastic	grey	<b>45-460.1802</b>	0,436 kg
4 mounting holes Ø 22.3 mm, for base mounting, top and bottom 1 x M20	L 199 x B 85 x H 64 mm	Metal	grey	<b>45-460.2804</b>	0,799 kg
 <p><b>Enclosure</b></p>					
6 mounting holes Ø 22.3 mm	L 280 x B 85 x H 64 mm	Plastic	grey	<b>45-470.1802</b>	0,602 kg
6 mounting holes Ø 22.3 mm, for base mounting, top and bottom 1 x M20	L 285 x B 85 x H 64 mm	Metal	grey	<b>45-470.2804</b>	1,081 kg

**Cable gland, IP66, IP67, IP69K**


Thread	Material	Colour	Part No.	Weight
 <p><b>Cable gland</b></p>				
M20	Plastic	black	<b>45-507.1100</b>	0,016 kg
M25	Plastic	black	<b>45-509.1100</b>	0,022 kg

# 45 Accessories

## Connection piece, IP68

Product attribute	Thread	Material	Colour	Part No.	Weight
 <p><b>Connection piece</b></p>					
for connecting 2 enclosures, with hexagonal nut	M20/M20	Plastic	black	<b>45-50C.1900</b>	0,050 kg
 <p><b>Connection piece</b></p>					
for connecting 2 enclosures, with hexagonal nut	M20/M25	Plastic	black	<b>45-50D.1900</b>	0,055 kg
 <p><b>Connection piece</b></p>					
for connecting 2 enclosures, with hexagonal nut	M25/M25	Plastic	black	<b>45-50E.1900</b>	0,060 kg
 <p><b>Connection piece</b></p>					
for connecting 2 enclosures, with hexagonal nut	M20/M20	Metal	silver	<b>45-50C.2900</b>	0,055 kg
 <p><b>Connection piece</b></p>					
for connecting 2 enclosures, with hexagonal nut	M20/M25	Metal	silver	<b>45-50D.2900</b>	0,075 kg
 <p><b>Connection piece</b></p>					
for connecting 2 enclosures, with hexagonal nut	M25/M25	Metal	silver	<b>45-50E.2900</b>	0,077 kg

## Enclosure cover monitoring


Product attribute	Material	Colour	Part No.	Weight
 <p><b>Enclosure cover monitoring</b></p>				
with extension plungers	Plastic	black	<b>45-50G.0900</b>	0,007 kg

**Adapter for reduction of 30.5 mm to 22.3 mm, IP66, IP67, IP69K**


Product attribute	Material	Part No.	Weight
 <b>Adapter for reduction of 30.5 mm to 22.3 mm</b>			
with seal	Metal	<b>45-501.2000</b>	0,034 kg

# 45 Drawings

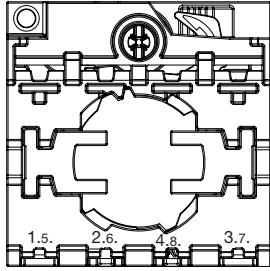
## Drawings



Component layout 1



Component layout 2



Component layout 3

Arrangement switching element corresponds to designation of front adaptor

1	3	2
---	---	---

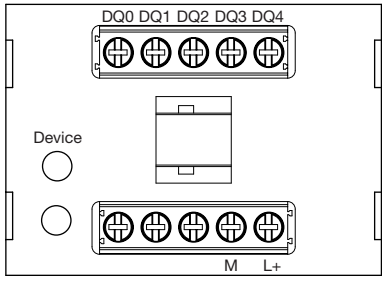
Switching action

green (white) button pressed

red (black) button pressed

Switching element

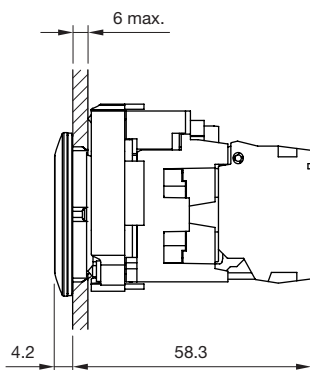
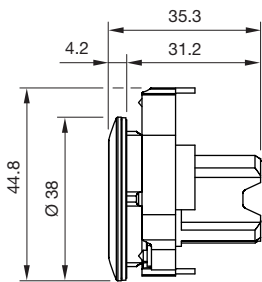
Component layout 4



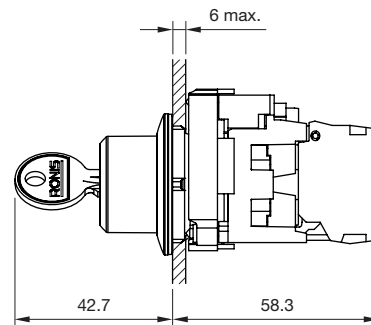
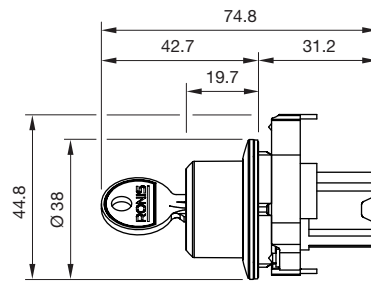
Component layout 5

Dimensions incl. mounting depth of 3 or 4 elements

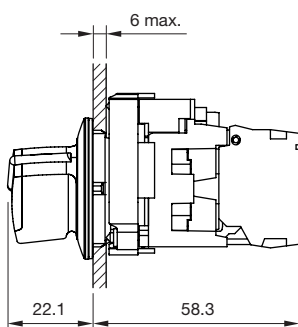
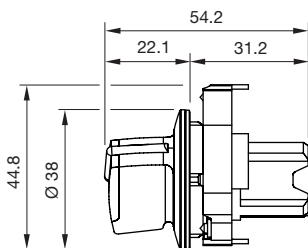
Indicator, Pushbutton, Illuminated pushbutton (flush design)



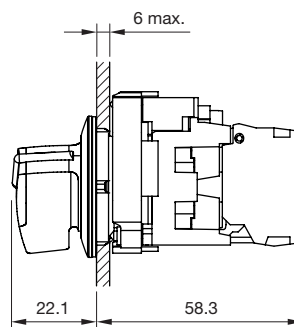
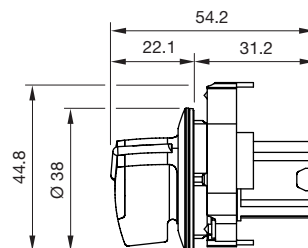
Keylock switch (flush design)



Selector switch short lever (flush design)

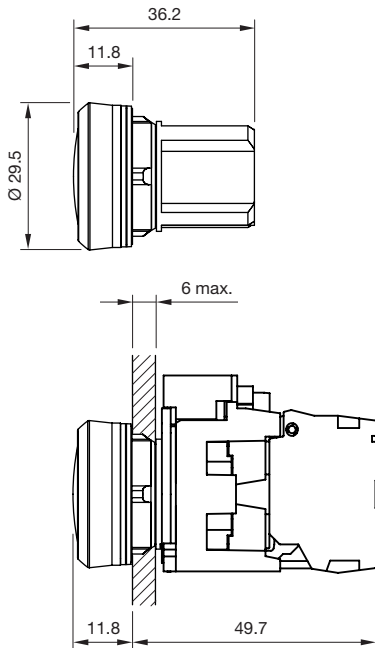


Selector switch long lever (flush design)

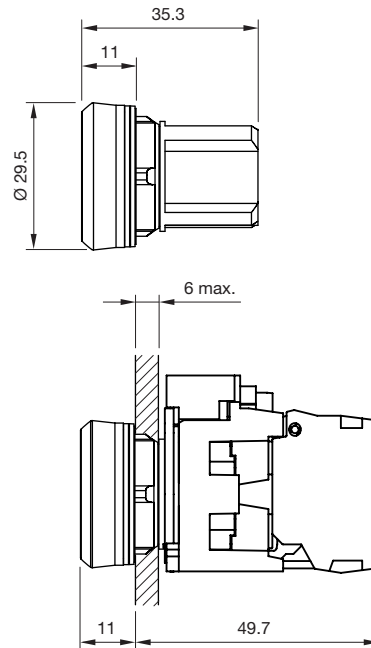


# 45 Drawings

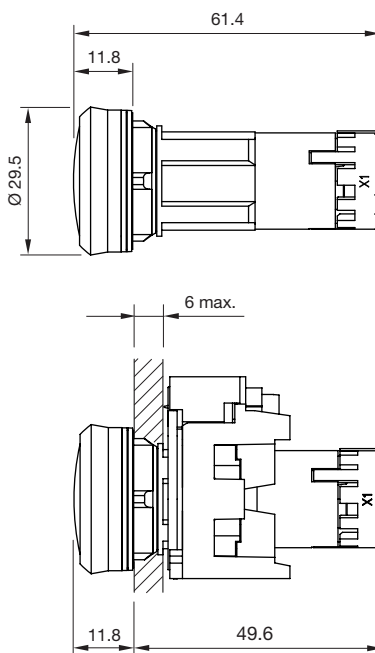
Indicator full face illumination (raised design)



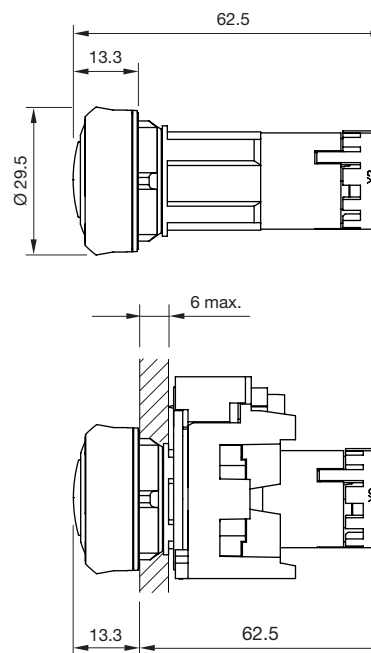
Indicator front illumination, Pushbutton, Illuminated pushbutton, Lens level with front bezel (raised design)



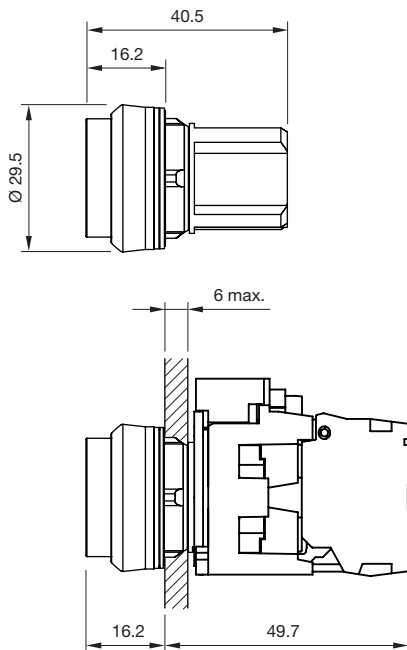
Duo indicator



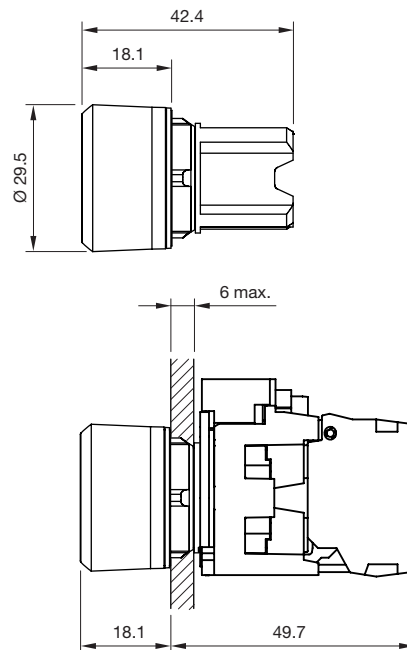
Buzzer



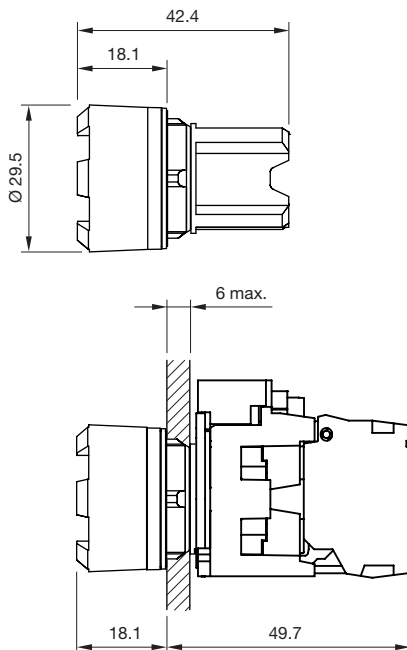
Pushbutton, Illuminated pushbutton, lens raised above front bezel (raised design)



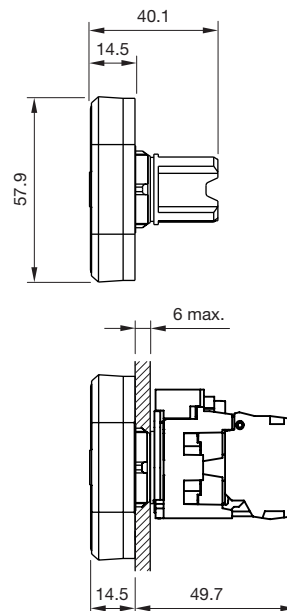
Pushbutton, lens lower than front bezel (raised design)



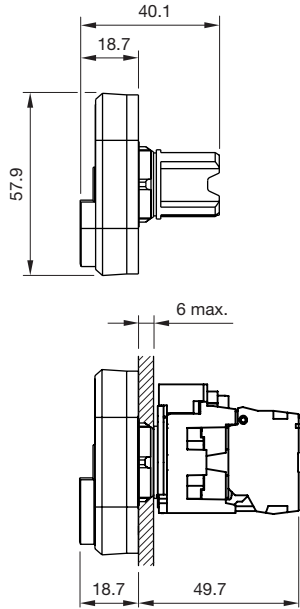
Pushbutton, Illuminated pushbutton, lens lower than front bezel, with castellation (raised design)



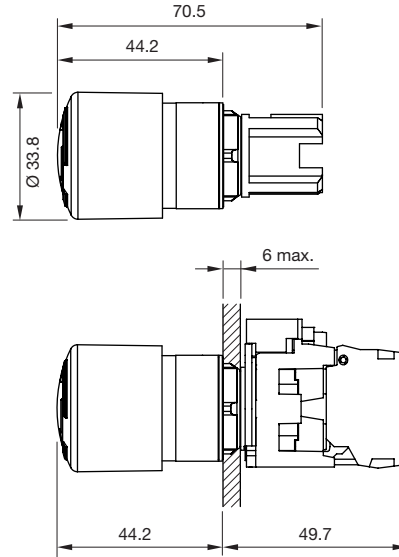
Double pushbutton, Lens level with front bezel (raised design)



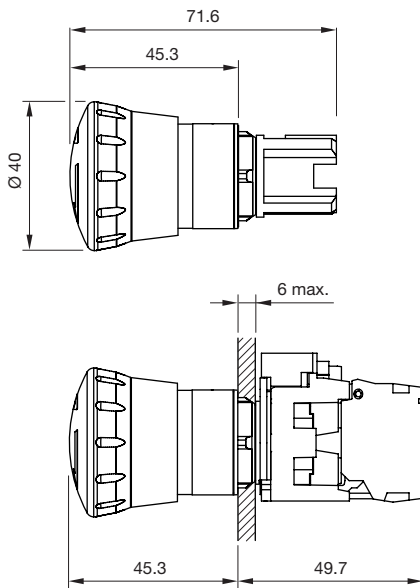
Double pushbutton, level with/raised above front bezel (raised design)



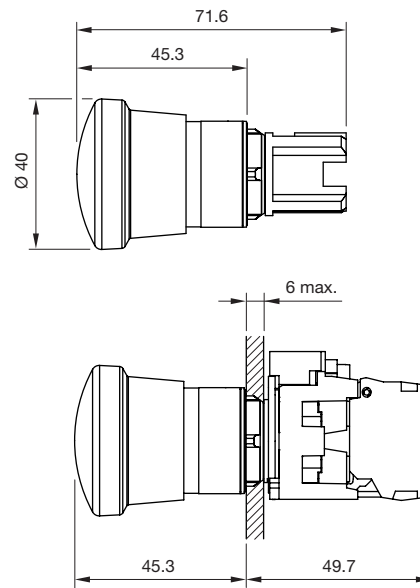
Emergency stop switch Ø 33.8 mm (raised design)



Emergency stop switch, Stop switch Ø 40 mm (raised design)

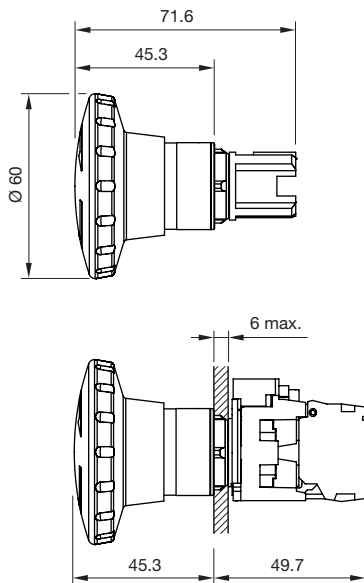


Emergency stop switch, Stop switch Ø 40 mm (raised design)

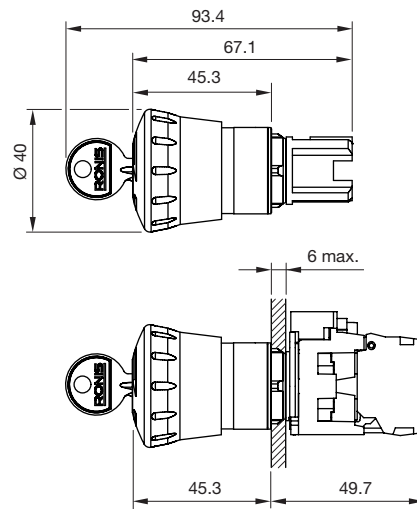




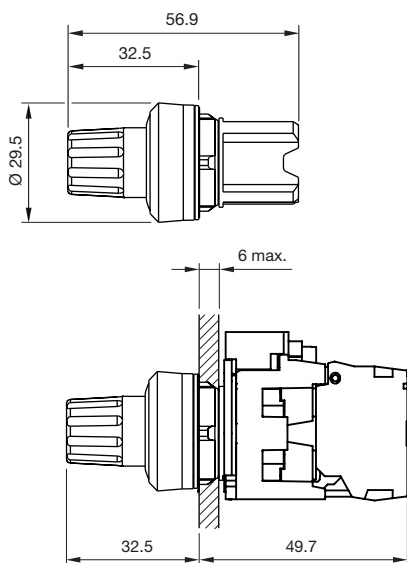
Emergency stop switch Ø 60 mm (raised design)



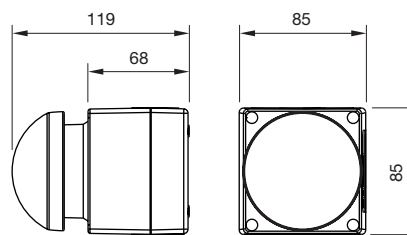
Emergency stop switch with key Ø 40 mm (raised design)



Stop switch Ø 29.5 mm (raised design)

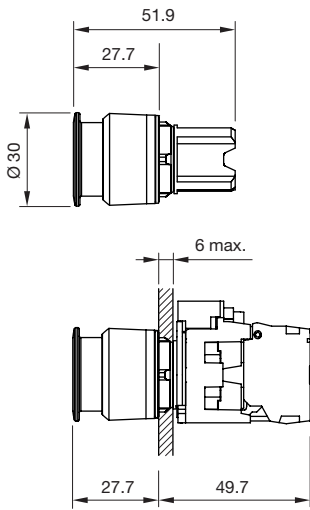


Palm switch

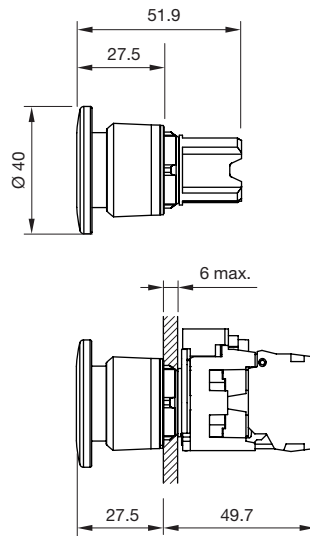


# 45 Drawings

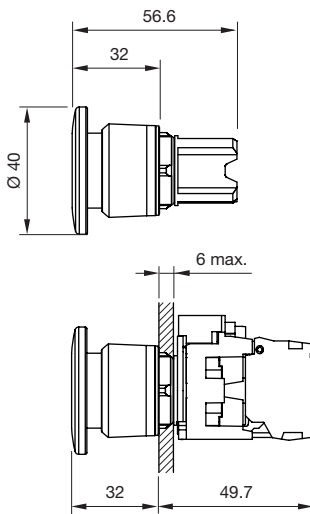
Mushroom-head pushbutton  $\varnothing$  30 mm (raised design)



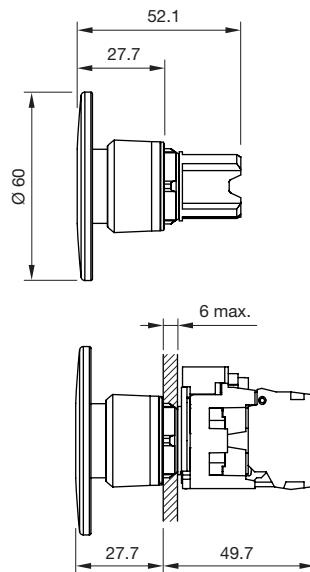
Mushroom-head pushbutton Momentary, Maintained,  $\varnothing$  40 mm (raised design)



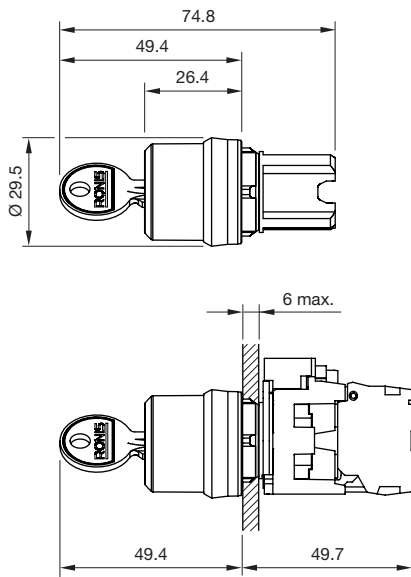
Mushroom-head pushbutton Momentary/Maintained, Momentary/Momentary,  $\varnothing$  40 mm (raised design)



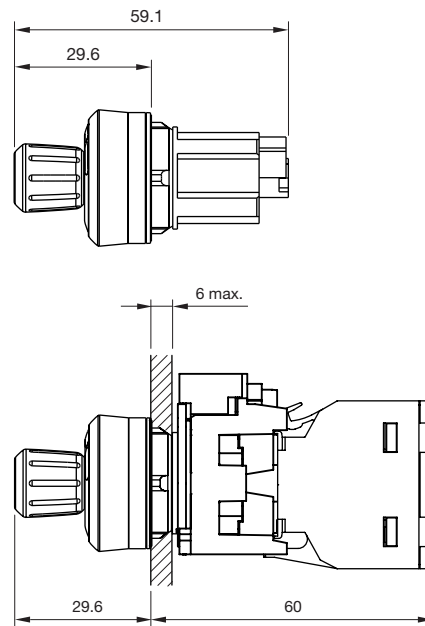
Mushroom-head pushbutton  $\varnothing$  60 mm (raised design)



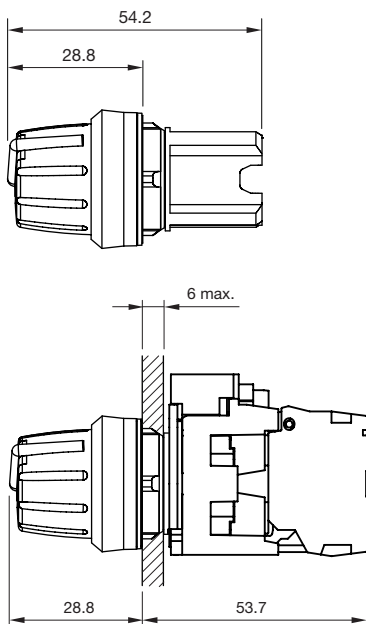
Keylock switch (raised design)



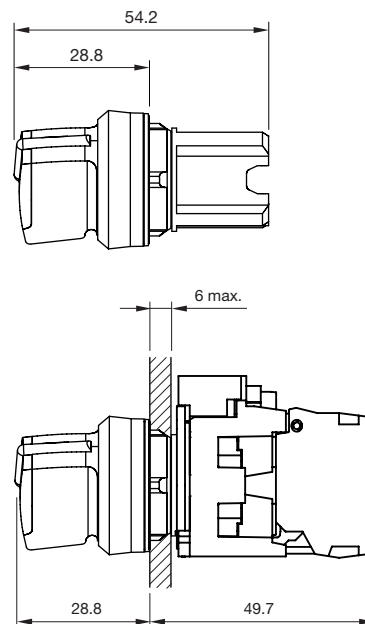
ID keylock switch (raised design)



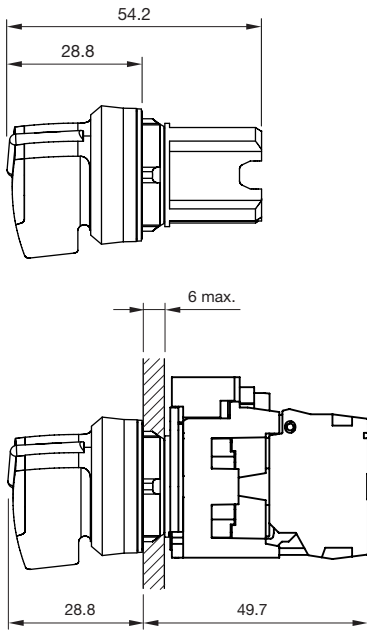
Selector switch, round lever (raised design)



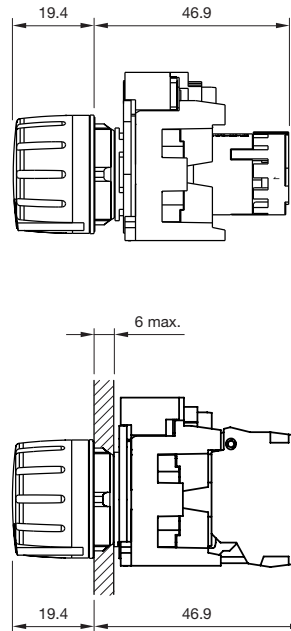
Selector switch, short lever (raised design)



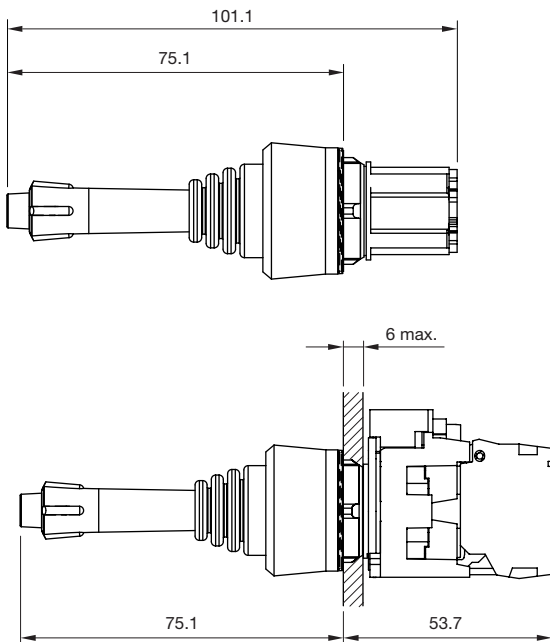
Selector switch, long lever (raised design)



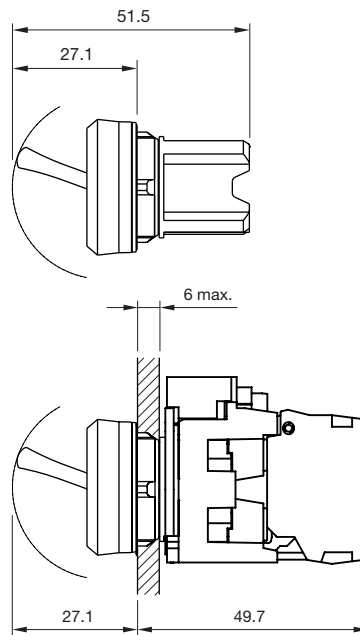
Potentiometer (raised design)



Toggle stick (raised design)



Toggle switch (raised design)



**Indicator actuator**
**Material**
**Actuator element**

Plastic

**Front ring**

Plastic or metal

**Actuator housing**

Plastic or metal

**Mechanical characteristics**
**Vibration resistance**

according to IEC 60068-2-6

2 ... 500 Hz: 5 g

**Shock resistance**

according to IEC 60068-2-27

Sinusoidal half-wave 50 g /11 ms

**Environmental conditions**
**Operating temperature**

-25 °C ... +70 °C

**Storage temperature**

-40 °C ... +80 °C

**Protection degree**

IP66, IP67, IP69K

**Environmental category**

during operation according to IEC 60721:

3K6, 3C3, 3S2, 3M6

**Duo Indicator**
**Material**
**Actuator element**

Plastic

**Front ring**

Plastic or metal

**Actuator housing**

Plastic or metal

**Mechanical characteristics**
**Terminal**

Screw terminal

- Solid without end sleeves 2 x (1.0 ... 1.5 mm<sup>2</sup>)
- Solid with end sleeves 2 x (0.5 ... 0.75 mm<sup>2</sup>)
- Finely stranded without end sleeves 2 x (0.5 ... 0.75 mm<sup>2</sup>)
- Finely stranded with end sleeves 2 x (0.5 ... 1.5 mm<sup>2</sup>)
- For AWG cables for auxiliary contacts 2 x (18 ... 14)

**Tightening torque**

Screw terminal 0.8 ... 1 Nm

**Vibration resistance**

according to IEC 60068-2-6

10 ... 500 Hz: 5 g

**Shock resistance**

according to IEC 60068-2-27

Sinusoidal half-wave 50 g /11 ms

**Electrical characteristics**
**Insulation voltage**

Rated value 320 V

**Pollution degree**

3

**Surge voltage resistance**

Rated value 4 kV

**Operating voltage**

at AC/DC

- Rated value 6 ... 24 V

at AC

- Rated value 110 or 230 V

**Environmental conditions**
**Operating temperature**

-25 °C ... +70 °C

**Storage temperature**

-40 °C ... +80 °C

**Protection degree**

IP66, IP67, IP69K

**Environmental category**

during operation according to IEC 60721:

3B2, 3K6, 3S2, 3M6

## Buzzer

### Material

#### Actuator element

Plastic

#### Front ring

Plastic or metal

#### Actuator housing

Plastic or metal

### Mechanical characteristics

#### Terminal

Screw terminal

- Solid without end sleeves 2 x (1.0 ... 1.5 mm<sup>2</sup>)
- Solid with end sleeves 2 x (0.5 ... 0.75 mm<sup>2</sup>)
- Finely stranded without end sleeves 2 x (0.5 ... 0.75 mm<sup>2</sup>)
- Finely stranded with end sleeves 2 x (0.5 ... 1.5 mm<sup>2</sup>)
- For AWG cables for auxiliary contacts 2 x (18 ... 14)

#### Tightening torque

Screw terminal 0.8 ... 1 Nm

#### Vibration resistance

according to IEC 60068-2-6

10 ... 500 Hz: 5 g

#### Shock resistance

according to IEC 60068-2-27

Sinusoidal half-wave 50 g / 11 ms

### Electrical characteristics

#### Frequency (tone)

approx. 2.4 kHz continuous tone only

#### Sound pressure

95 db (A) ±8 dB at a distance of 0.1 m

#### Insulation voltage

Rated value 320 V

#### Pollution degree

3

#### Surge voltage resistance

Rated value 4 kV

#### Operating voltage

at AC

- Rated value 24 ... 24 V

at AC

- Rated value 24 ... 24 V

### Environmental conditions

#### Operating temperature

-25 °C ... +70 °C

#### Storage temperature

-40 °C ... +80 °C

#### Protection degree

IP40

#### Environmental category

during operation according to IEC 60721:

3B2, 3K6, 3S2, 3M6

**Pushbutton actuator**
**Material**
**Actuator element**

Plastic

**Front ring**

Plastic or metal

**Actuator housing**

Plastic or metal

**Mechanical characteristics**
**Operating frequency**

Lens flat/level with front bezel:

- Momentary max. 3 600/h
- Maintain max. 1 800/h

Lens flat/raised above front ring:

- Momentary max. 3 600/h
- Maintain max. 1 800/h

Lens flat/lower than front ring:

- Momentary max. 3 600/h

Lens flat/lower than front ring, with castellation:

- Momentary max. 3 600/h

**Mechanical lifetime**

Lens flat/level with front bezel:

- Momentary 10 000 000 switching cycles
- Maintain 500 000 switching cycles

Lens flat/raised above front ring:

- Momentary 10 000 000 switching cycles
- Maintain 500 000 switching cycles

Lens flat/lower than front ring:

- Momentary 10 000 000 switching cycles

Lens flat/lower than front ring, with castellation:

- Momentary 10 000 000 switching cycles

**Vibration resistance**

according to IEC 60068-2-6

20 ... 500 Hz: 5 g

**Shock resistance**

according to IEC 60068-2-27

Sinusoidal half-wave 50 g /11 ms

**Environmental conditions**
**Operating temperature**

-25 °C ... +70 °C

**Storage temperature**

-40 °C ... +80 °C

**Protection degree**

IP66, IP67, IP69K

**Environmental category**

during operation according to IEC 60721:

3K6, 3C3, 3S2, 3M6

# 45 Technical data

## Double pushbutton actuator, Double pushbutton actuator illuminated

### Material

**Actuator element**  
Plastic

**Front ring**  
Plastic or metal

**Actuator housing**  
Plastic or metal

### Mechanical characteristics

**Operating frequency**  
max. 3 600/h

**Mechanical lifetime**  
2 000 000 switching cycles

**Vibration resistance**  
according to IEC 60068-2-6  
10 ... 500 Hz: 5 g

**Shock resistance**  
according to IEC 60068-2-27  
Sinusoidal half-wave 50 g /11 ms

### Environmental conditions

**Operating temperature**  
-25 °C ... +70 °C

**Storage temperature**  
-40 °C ... +80 °C

**Protection degree**  
IP66, IP67, IP69K

**Environmental category**  
during operation according to IEC 60721:  
3K6, 3C3, 3S2, 3M6, 2B2

## Illuminated pushbutton actuator

### Material

**Actuator element**  
Plastic

**Front ring**  
Plastic or metal

**Actuator housing**  
Plastic or metal

### Mechanical characteristics

**Operating frequency**  
Lens flat/level with front bezel:  
- Momentary max. 3 600/h  
- Maintain max. 1 800/h  
Lens flat/raised above front ring:  
- Momentary max. 3 600/h  
Lens flat/lower than front ring, with castellation:  
- Momentary max. 3 600/h

**Mechanical lifetime**  
Lens flat/level with front bezel:  
- Momentary 3 000 000 switching cycles  
- Maintain 500 000 switching cycles  
Lens flat/raised above front ring:  
- Momentary 3 000 000 switching cycles  
Lens flat/lower than front ring, with castellation:  
- Momentary 3 000 000 switching cycles

**Vibration resistance**  
according to IEC 60068-2-6  
20 ... 500 Hz: 5 g

**Shock resistance**  
according to IEC 60068-2-27  
Sinusoidal half-wave 50 g /11 ms

### Environmental conditions

**Operating temperature**  
-25 °C ... +70 °C

**Storage temperature**  
-40 °C ... +80 °C

**Protection degree**  
IP66, IP67, IP69K

**Environmental category**  
during operation according to IEC 60721:  
3K6, 3C3, 3S2, 3M6



**Emergency stop switch actuator**

**Material**

**Actuator element**

Plastic red

**Actuator housing**

Plastic or metal

**Mechanical characteristics**

**Type of unlocking device**

Twist to release, pull release or key to release

**Operating frequency**

max. 600/h

**Mechanical lifetime**

300 000 switching cycles

**Vibration resistance**

according to IEC 60068-2-6  
2 ... 500 Hz: 5 g

**Shock resistance**

according to IEC 60068-2-27  
Sinusoidal half-wave 50 g /11 ms

**Environmental conditions**

**Operating temperature**

-25 °C ... +70 °C

**Storage temperature**

-40 °C ... +80 °C

**Protection degree**

IP66, IP67, IP69K

**Environmental category**

during operation according to IEC 60721:  
3K6, 3C3, 3S2, 3M6

**Stop switch actuator**

**Material**

**Actuator element**

Plastic red

**Actuator housing**

Plastic or metal

**Mechanical characteristics**

**Type of unlocking device**

Twist to release

**Operating frequency**

max. 600/h

**Mechanical lifetime**

300 000 switching cycles

**Vibration resistance**

according to IEC 60068-2-6  
2 ... 500 Hz: 5 g

**Shock resistance**

according to IEC 60068-2-27  
Sinusoidal half-wave 50 g /11 ms

**Environmental conditions**

**Operating temperature**

-25 °C ... +70 °C

**Storage temperature**

-40 °C ... +80 °C

**Protection degree**

IP66, IP67, IP69K

**Environmental category**

during operation according to IEC 60721:  
3K6, 3C3, 3S2, 3M6

## Palm switch

### Material

**Actuator element**

Plastic or metal, red or black

**Actuator housing**

Plastic or metal

### Mechanical characteristics

**Type of unlocking device**

Pull to release

**Vibration resistance**

according to IEC 60068-2-6

10 ... 500 Hz: 5 g

**Shock resistance**

according to IEC 60068-2-27

Sinusoidal half-wave 50 g /11 ms

### Electrical characteristics

**Operating voltage**

at AC

- Rated value 5 ... 500 V

bei DC

- Rated value 5 ... 500 V

### Environmental conditions

**Operating temperature**

-25 °C ... +70 °C

**Storage temperature**

-40 °C ... +80 °C

**Protection degree**

IP66, IP67, IP69K

**Environmental category**

during operation according to IEC 60721:

3K6, 3C3, 3S2, 3M6, 3B2

## Mushroom-head pushbutton actuator

### Material

**Actuator element**

Plastic

**Front ring**

Plastic or metal

**Actuator housing**

Plastic or metal

### Mechanical characteristics

**Type of unlocking device**

Pull release

**Operating frequency**

- Momentary max. 3 600/h

- Maintain max. 1 800/h

**Mechanical lifetime**

- Momentary 10 000 000 switching cycles

- Maintain 500 000 switching cycles

**Vibration resistance**

according to IEC 60068-2-6

20 ... 500 Hz: 5 g

**Shock resistance**

according to IEC 60068-2-27

Sinusoidal half-wave 50 g /11 ms

### Environmental conditions

**Operating temperature**

-25 °C ... +70 °C

**Storage temperature**

-40 °C ... +80 °C

**Protection degree**

IP66, IP67, IP69K

**Environmental category**

during operation according to IEC 60721:

3K6, 3C3, 3S2, 3M6

**Keylock switch actuator**
**Material**
**Actuator element**

Metal

**Front ring**

Plastic or metal

**Actuator housing**

Plastic or metal

**Mechanical characteristics**
**Operating frequency**

max. 1800/h

**Mechanical lifetime**

1 000 000 switching cycles

**Vibration resistance**

according to IEC 60068-2-6

10 ... 500 Hz: 5 g

**Shock resistance**

according to IEC 60068-2-27

Sinusoidal half-wave 50 g /11 ms

**Environmental conditions**
**Operating temperature**

-25 °C ... +70 °C

**Storage temperature**

-40 °C ... +80 °C

**Protection degree**

IP66, IP67, IP69K

**Environmental category**

during operation according to IEC 60721:

3K6, 3C3, 3S2, 3M6

**ID keylock switch**
**Material**
**Actuator element**

Plastic

**Front ring**

Plastic or metal

**Actuator housing**

Plastic

**Number of NO contacts**

5

**ID-Key**

Authorization level

Key colour

1

green

1+2

yellow

1+2+3

red

1+2+3+4

blue

**Mechanical characteristics**
**Terminals**

Screw terminal front mounting

- Solid with end sleeves

 1 x (0.2 ... 2.5 mm<sup>2</sup>), 2 x (0.2 ... 0.75 mm<sup>2</sup>)

- Solid without end sleeves

 1 x (0.2 ... 2.5 mm<sup>2</sup>), 2 x (0.2 ... 0.75 mm<sup>2</sup>)

- Finely stranded with end sleeves

 1 x (0.2 ... 2.5 mm<sup>2</sup>), 2 x (0.25 ... 0.75 mm<sup>2</sup>)

- Finely stranded with end sleeves

 1 x (0.2 ... 2.5 mm<sup>2</sup>), 2 x (0.2 ... 0.75 mm<sup>2</sup>)

- For AWG cables

1 x (24 ... 14), (24 ... 19)

**Tightening torque**

Screw terminal

0.35 ... 0.4 Nm

**Mechanical lifetime**

100 000 switching cycles

**Electrical characteristics**
**Operating voltage**

24 VDC

**Environmental conditions**
**Operating temperature**

-25 °C ... +70 °C

**Storage temperature**

-40 °C ... +80 °C

**Protection degree**

IP65

**Environmental category**

during operation according to IEC 60721:

3M6, 3S2, 3B2, 3C3, 3K6 (with relative air humidity of 10 ... 95 %)

## Selector switch actuator

### Material

#### Actuator element

Round lever, plastic, illuminable  
Short lever, plastic, illuminable  
Long lever, plastic, illuminable

#### Front ring

Plastic or metal

#### Actuator housing

Plastic or metal

### Mechanical characteristics

#### Operating frequency

max. 1800/h

#### Mechanical lifetime

1 000 000 switching cycles

#### Vibration resistance

according to IEC 60068-2-6  
10 ... 500 Hz: 5 g

#### Shock resistance

according to IEC 60068-2-27  
Sinusoidal half-wave 50 g /11 ms

### Environmental conditions

#### Operating temperature

-25 °C ... +70 °C

#### Storage temperature

-40 °C ... +80 °C

#### Protection degree

IP66, IP67, IP69K

#### Environmental category

during operation according to IEC 60721:  
3K6, 3C3, 3S2, 3M6

## Potentiometer

### Material

#### Actuator element

Round lever, plastic

#### Front ring

Plastic or metal

#### Actuator housing

Plastic or metal

### Mechanical characteristics

#### Terminals

Screw terminal  
- Solid 2 x (1.0 ... 1.5 mm<sup>2</sup>)  
- With end sleeves 2 x (0.5 ... 0.75 mm<sup>2</sup>)  
- Finely stranded  
- Without end sleeves 2 x (0.5 ... 0.75 mm<sup>2</sup>)  
- With end sleeves 2 x (0.5 ... 1.5 mm<sup>2</sup>)  
- For AWG cables for auxiliary contacts 2 x (18 ... 14)

#### Tightening torque

0.8 ... 1 Nm

#### Operating frequency

max. 1 800/h

#### Mechanical lifetime

25 000 switching cycles

#### Vibration resistance

according to IEC 60068-2-6  
10 ... 500 Hz: 5 g

#### Shock resistance

according to IEC 60068-2-27  
Sinusoidal half-wave 50 g /11 ms

#### Slewing range

275° ±2°

### Electrical characteristics

#### Active power consumption

0.5 W

#### Insulation voltage

Rated value 500 V

### Environmental conditions

#### Operating temperature

-25 °C ... +70 °C

#### Storage temperature

-40 °C ... +80 °C

#### Protection degree

IP66, IP67, IP69K

#### Environmental category

during operation according to IEC 60721:  
3K6, 3C3, 3S2, 3M6

**Toggle stick actuator**

**Material**

**Actuator element**  
Plastic

**Front ring**  
Plastic or metal

**Actuator housing**  
Plastic or metal

**Mechanical characteristics**

**Operating frequency**  
3 600/h

**Mechanical lifetime**  
Momentary: 250 000 switching cycles per direction of actuation  
Maintain: 100 000 switching cycles per direction of actuation

**Vibration resistance**  
according to IEC 60068-2-6  
10 ... 500 Hz: 5 g

**Shock resistance**  
according to IEC 60068-2-27  
Sinusoidal half-wave 50 g /11 ms

**Environmental conditions**

**Operating temperature**  
-25 °C ... +70 °C

**Storage temperature**  
-40 °C ... +80 °C

**Protection degree**  
IP65, IP67

**Environmental category**  
during operation according to IEC 60721:  
3K6, 3C3, 3S2, 3M6

**Toggle switch actuator**

**Material**

**Actuator element**  
Plastic

**Front ring**  
Plastic or metal

**Actuator housing**  
Plastic or metal

**Mechanical characteristics**

**Operating frequency**  
max. 1 800/h

**Mechanical lifetime**  
1 000 000 switching cycles

**Vibration resistance**  
according to IEC 60068-2-6  
10 ... 500 Hz: 5 g

**Shock resistance**  
according to IEC 60068-2-27  
Sinusoidal half-wave 50 g /11 ms

**Environmental conditions**

**Operating temperature**  
-25 °C ... +70 °C

**Storage temperature**  
-40 °C ... +80 °C

**Protection degree**  
IP66, IP67, IP69K

**Environmental category**  
during operation according to IEC 60721:  
3K6, 3C3, 3S2, 3M6

## Slow-make switching element

### Switching system

The double-break, slow-make switching element is equipped with normally open or normally closed contact. The normally closed contact has forced opening. Slow-make contacts with forced action are ideal for high switch ratings. Up to six switching elements can be snapped to each holder.

The NC contact opens automatically upon disconnection of the actuator. On delivery, the contact is open (= safe state). Activation (= NC contacts on the non-actuated commanding device are closed) takes place upon first-time actuation after the contact block is snapped onto the actuator.

### Material

#### Material of contact

Silver alloy

#### Housing

Plastic

### Mechanical characteristics

#### Terminals

Screw terminal

- Solid 2 x (1.0 ... 1.5 mm<sup>2</sup>)
- With end sleeves 2 x (0.5 ... 0.75 mm<sup>2</sup>)
- Finely stranded
- Without end sleeves 2 x (0.5 ... 0.75 mm<sup>2</sup>)
- With end sleeves 2 x (0.5 ... 1.5 mm<sup>2</sup>)
- For AWG cables for auxiliary contacts 2 x (18 ... 14)

Spring-type terminal (SP)

- Solid 2 x (0.25 ... 1.5 mm<sup>2</sup>)
- Finely stranded
- Without end sleeves 2 x (0.5 ... 1.5 mm<sup>2</sup>)
- With end sleeves 2 x (0.5 ... 0.75 mm<sup>2</sup>)
- For AWG cables for auxiliary contacts 2 x (24 ... 16)

#### Tightening torque

Screw terminal, spring-type terminal 0.8 ... 0.9 Nm

#### Operating frequency

max. 3 600/h

#### Mechanical lifetime

10 000 000 switching cycles

#### Vibration resistance

according to IEC 60068-2-6

2 ... 500 Hz: 5 g

#### Shock resistance

according to IEC 60068-2-27

Sinusoidal half-wave 50 g /11 ms

### Electrical characteristics

#### Standards

The switches comply with the "Standards for low-voltage switching devices" EN IEC 60947-5-1

#### Thermal current

10 A

#### Insulation voltage

Rated value 500 V

#### Pollution degree

3

#### Surge voltage resistance

Rated value 6 kV

#### Contact reliability

One contact failure per 100 million switching operations (17 V, 5 mA)

One contact failure per 10 million switching operations (5 V, 1 mA)

#### Operating voltage

at AC

- Rated value 5 ... 500 V

at DC

- Rated value 5 ... 500 V

#### Operating current

at AC-12

Voltage	24 V	230 V	500 V
Current	10 A	10 A	10 A

at AC-15

Voltage	24V	230 V	400 V	500 V
Current	6 A	6 A	3 A	1.4 A

at DC-12

Voltage	24 V	48 V	110 V	230 V	400 V	500 V
Current	10 A	5 A	2.5 A	1 A	0.3 A	0.2 A

at DC-13

Voltage	24 V	48 V	110 V	230 V	400 V	500 V
Current	3 A	1.5 A	0.7 A	0.3 A	0.1 A	0.07 A

### Environmental conditions

#### Operating temperature

-25 °C ... +70 °C

#### Storage temperature

-40 °C ... +80 °C

#### Protection degree

Housing IP40

Terminal IP20

#### Environmental category

during operation according to IEC 60721:

## Approvals

### Approbations

CCC  
CSA  
UL

### Declaration of conformity

CE

## Illumination element

### Material

### Housing

Plastic

### Mechanical characteristics

#### Terminals

Screw terminal

- Solid 2 x (1.0 ... 1.5 mm<sup>2</sup>)
- With end sleeves 2 x (0.5 ... 0.75 mm<sup>2</sup>)
- Finely stranded
- Without end sleeves 2 x (0.5 ... 0.75 mm<sup>2</sup>)
- With end sleeves 2 x (0.5 ... 1.5 mm<sup>2</sup>)
- For AWG cables for auxiliary contacts 2 x (18 ... 14)

Spring-type terminal (SP)

- Solid 2 x (0.25 ... 1.5 mm<sup>2</sup>)
- Finely stranded
- Without end sleeves 2 x (0.5 ... 1.5 mm<sup>2</sup>)
- With end sleeves 2 x (0.5 ... 0.75 mm<sup>2</sup>)
- For AWG cables for auxiliary contacts 2 x (24 ... 16)

#### Tightening torque

Screw terminal, spring-type terminal 0.8 ... 0.9 Nm

#### Shock resistance

according to IEC 60068-2-27  
Sinusoidal half-wave 50 g /11 ms

#### Vibration resistance

according to IEC 60068-2-6  
2 ... 500 Hz: 5 g

### Electrical characteristics

#### Standards

The switches comply with the "Standards for low-voltage switching devices" EN IEC 60947-5-1

### Electrical life

100 000 h

### Insulation voltage

Rated value 320 V

### Surge voltage resistance

Rated value 4 kV

### Environmental conditions

#### Operating temperature

-25 °C ... +70 °C

#### Storage temperature

-40 °C ... +80 °C

#### Protection degree

Terminal IP20

#### Environmental category

during operation according to IEC 60721:  
3K6, 3C3, 3S2, 3M6

## Approvals

### Approbations

CCC  
CSA  
UL

### Declaration of conformity


CE

*EAO reserves the right to alter specifications without further notice.*

## Inscription marking plates and legend plates

Labels can be inserted for identification purposes in illuminated pushbuttons and pushbuttons with a flat lens. This marking plates are made of translucent plastic with a black inscription, which can be fitted in any 90° angle.

## Standard texts for marking plates




























<b>Example</b>		Part No. 45-563.0K00.T00029
----------------	---	-----------------------------

Standard texts German		Standard texts English	
Ein	Part No. 45-563.0K00.T00001	On	Part No. 45-563.0K00.T00020
Aus	Part No. 45-563.0K00.T00002	Off	Part No. 45-563.0K00.T00021
Auf	Part No. 45-563.0K00.T00003	Up	Part No. 45-563.0K00.T00022
Ab	Part No. 45-563.0K00.T00004	Down	Part No. 45-563.0K00.T00023
Vor	Part No. 45-563.0K00.T00005	Forward	Part No. 45-563.0K00.T00024
Zurück	Part No. 45-563.0K00.T00006	Right	Part No. 45-563.0K00.T00026
Rechts	Part No. 45-563.0K00.T00007	Left	Part No. 45-563.0K00.T00027
Links	Part No. 45-563.0K00.T00008	Stop	Part No. 45-563.0K00.T00028
Halt	Part No. 45-563.0K00.T00009	Start	Part No. 45-563.0K00.T00029
Zu	Part No. 45-563.0K00.T00010	Reset	Part No. 45-563.0K00.T00030
Schnell	Part No. 45-563.0K00.T00011	Test	Part No. 45-563.0K00.T00031
Langsam	Part No. 45-563.0K00.T00012	Open	Part No. 45-563.0K00.T00032
Betrieb	Part No. 45-563.0K00.T00013	Close	Part No. 45-563.0K00.T00033
Störung	Part No. 45-563.0K00.T00014	Running	Part No. 45-563.0K00.T00035
Einrichten	Part No. 45-563.0K00.T00018	Fast	Part No. 45-563.0K00.T00044
		Slow	Part No. 45-563.0K00.T00045



## Symbols for marking plates

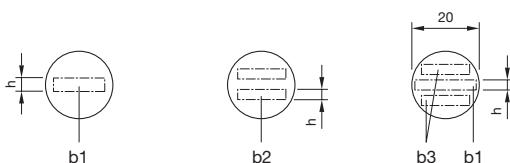
Graphic symbols are according to ISO 7000 or IEC 60417.

 Part No. 45-563.0K00.S00001	 Part No. 45-563.0K00.S00012 Decrease, Minus	 Part No. 45-563.0K00.S00023 Unlock
 Part No. 45-563.0K00.S00002	 Part No. 45-563.0K00.S00013 Electric motor	 Part No. 45-563.0K00.S00024 Setting
 Part No. 45-563.0K00.S00003	 Part No. 45-563.0K00.S00014 Horn	 Part No. 45-563.0K00.S00025 On-Off momentary contact type
 Part No. 45-563.0K00.S00004	 Part No. 45-563.0K00.S00015 Water tap	 Part No. 45-563.0K00.S00026 Manual operating
 Part No. 45-563.0K00.S00005 Arrow direction to right	 Part No. 45-563.0K00.S00016 Pump	 Part No. 45-563.0K00.S00027 Automatic cycle
 Part No. 45-563.0K00.S00006 Arrow direction up	 Part No. 45-563.0K00.S00017 Coolant pump	 Part No. 45-563.0K00.S00028 Suction
 Part No. 45-563.0K00.S00007 Clockwise rotation	 Part No. 45-563.0K00.S00018 Lock, tighten	 Part No. 45-563.0K00.S00029 Blowing
 Part No. 45-563.0K00.S00008 Counterclockwise rotation	 Part No. 45-563.0K00.S00019 Unlock, unclamp	
 Part No. 45-563.0K00.S00009 Rapid traverse	 Part No. 45-563.0K00.S00020 Brake	
 Part No. 45-563.0K00.S00010 Feed	 Part No. 45-563.0K00.S00021 Release brake	
 Part No. 45-563.0K00.S00011 Increase, Plus	 Part No. 45-563.0K00.S00022 Interlock	

## Customized inscription for marking plates

All dimensions in mm

Height of letters h	Number of lines	Number of letters per line (target value)		
		b1	b2	b3
4	1	10	-	-
3	2	-	8	-
	3	10	-	6



The gap between two words results in each case a letter less.






## Standard texts for legend plates black, 27 x 12.5 mm

<b>Example</b>	<b>Reset</b>	Part No. 45-573.1102.T00030
----------------	--------------	-----------------------------

Standard texts German		Standard texts English		Standard texts French	
Ein	Part No. 45-573.1102.T00001	On	Part No. 45-573.1102.T00020	Marche	Part No. 45-573.1102.T00048
Aus	Part No. 45-573.1102.T00002	Off	Part No. 45-573.1102.T00021	Arrêt	Part No. 45-573.1102.T00049
Auf	Part No. 45-573.1102.T00003	Up	Part No. 45-573.1102.T00022	Montée	Part No. 45-573.1102.T00050
Ab	Part No. 45-573.1102.T00004	Down	Part No. 45-573.1102.T00023	Descente	Part No. 45-573.1102.T00051
Vor	Part No. 45-573.1102.T00005	Forward	Part No. 45-573.1102.T00024	Avant	Part No. 45-573.1102.T00052
Zurück	Part No. 45-573.1102.T00006	Reverse	Part No. 45-573.1102.T00025	Retour	Part No. 45-573.1102.T00053
Rechts	Part No. 45-573.1102.T00007	Right	Part No. 45-573.1102.T00026	Droite	Part No. 45-573.1102.T00054
Links	Part No. 45-573.1102.T00008	Left	Part No. 45-573.1102.T00027	Gauche	Part No. 45-573.1102.T00055
Halt	Part No. 45-573.1102.T00009	Stop	Part No. 45-573.1102.T00028	Ouvert	Part No. 45-573.1102.T00056
Zu	Part No. 45-573.1102.T00010	Start	Part No. 45-573.1102.T00029	Fermé	Part No. 45-573.1102.T00057
Betrieb	Part No. 45-573.1102.T00013	Reset	Part No. 45-573.1102.T00030	Rapide	Part No. 45-573.1102.T00058
Störung	Part No. 45-573.1102.T00014	Test	Part No. 45-573.1102.T00031	En Service	Part No. 45-573.1102.T00059
Hand Auto	Part No. 45-573.1102.T00015	Open	Part No. 45-573.1102.T00032	Default	Part No. 45-573.1102.T00060
Hand O Auto	Part No. 45-573.1102.T00017	Close	Part No. 45-573.1102.T00033	Reglage	Part No. 45-573.1102.T00061
		Jog	Part No. 45-573.1102.T00034	Arrêt d'urgence	Part No. 45-573.1102.T00062
		Running	Part No. 45-573.1102.T00035	Hors service	Part No. 45-573.1102.T00063
		Fault	Part No. 45-573.1102.T00036	Sous tension	Part No. 45-573.1102.T00064
		Run	Part No. 45-573.1102.T00037	Manu Auto	Part No. 45-573.1102.T00065
		Stop Start	Part No. 45-573.1102.T00038	Marche Arrêt	Part No. 45-573.1102.T00066
		Off On	Part No. 45-573.1102.T00039	Rearmement	Part No. 45-573.1102.T00067
		Power off	Part No. 45-573.1102.T00040		
		Power on	Part No. 45-573.1102.T00041		
		Man O Auto	Part No. 45-573.1102.T00042		
		Man Auto	Part No. 45-573.1102.T00043		

## Symbols for legend plates black, 27 x 12.5 mm

Graphic symbols are according to ISO 7000 or IEC 60417.

	Part No. 45-573.1102.S00001		Part No. 45-573.1102.S00007
	Part No. 45-573.1102.S00002		Part No. 45-573.1102.S00009 Arrow/Direction up
	Part No. 45-573.1102.S00005		










**Standard texts for legend plates silver, 27 x 12.5 mm**

<b>Example</b>	<b>Reset</b>	Part No. 45-573.1A02.T00030
----------------	--------------	-----------------------------


Standard texts German		Standard texts English	
Ein	Part No. 45-573.1A02.T00001	On	Part No. 45-573.1A02.T00020
Aus	Part No. 45-573.1A02.T00002	Off	Part No. 45-573.1A02.T00021
Auf	Part No. 45-573.1A02.T00003	Up	Part No. 45-573.1A02.T00022
Ab	Part No. 45-573.1A02.T00004	Down	Part No. 45-573.1A02.T00023
Vor	Part No. 45-573.1A02.T00005	Stop	Part No. 45-573.1A02.T00028
Zurück	Part No. 45-573.1A02.T00006	Start	Part No. 45-573.1A02.T00029
Rechts	Part No. 45-573.1A02.T00007	Reset	Part No. 45-573.1A02.T00030
Links	Part No. 45-573.1A02.T00008	Test	Part No. 45-573.1A02.T00031
Halt	Part No. 45-573.1A02.T00009	Open	Part No. 45-573.1A02.T00032
Zu	Part No. 45-573.1A02.T00010	Close	Part No. 45-573.1A02.T00033
Schnell	Part No. 45-573.1A02.T00011	Man O Auto	Part No. 45-573.1A02.T00042
Langsam	Part No. 45-573.1A02.T00012	Man Auto	Part No. 45-573.1A02.T00043
Betrieb	Part No. 45-573.1A02.T00013	Running	Part No. 45-573.1A02.T00035
Störung	Part No. 45-573.1A02.T00014	Fault	Part No. 45-573.1A02.T00036
Hand Auto	Part No. 45-573.1A02.T00015	Fast	Part No. 45-573.1A02.T00044
Stop Start	Part No. 45-573.1A02.T00016	Slow	Part No. 45-573.1A02.T00045
Hand O Auto	Part No. 45-573.1A02.T00017		

**Symbols for legend plates silver, 27 x 12.5 mm**

Graphic symbols are according to ISO 7000 or IEC 60417.

	Part No. 45-573.1A02.S00001		Part No. 45-573.1A02.S00006
	Part No. 45-573.1A02.S00002		Part No. 45-573.1A02.S00007
	Part No. 45-573.1A02.S00003		Part No. 45-573.1A02.S00008 Arrow/Direction right
	Part No. 45-573.1A02.S00004		Part No. 45-573.1A02.S00009 Arrow/Direction up
	Part No. 45-573.1A02.S00005		






## Standard texts for legend plates black, 27 x 17.5 mm

<b>Example</b>		Part No. 45-573.1103.T00028
----------------	---	-----------------------------


Standard texts German		Standard texts English		Standard texts French	
Ein	Part No. 45-573.1103.T00001	On	Part No. 45-573.1103.T00020	Marche	Part No. 45-573.1103.T00048
Aus	Part No. 45-573.1103.T00002	Off	Part No. 45-573.1103.T00021	Arrêt	Part No. 45-573.1103.T00049
Auf	Part No. 45-573.1103.T00003	Up	Part No. 45-573.1103.T00022	Droite	Part No. 45-573.1103.T00054
Ab	Part No. 45-573.1103.T00004	Down	Part No. 45-573.1103.T00023	Gauche	Part No. 45-573.1103.T00055
Vor	Part No. 45-573.1103.T00005	Forward	Part No. 45-573.1103.T00024	En Service	Part No. 45-573.1103.T00059
Zurück	Part No. 45-573.1103.T00006	Reverse	Part No. 45-573.1103.T00025	Defaut	Part No. 45-573.1103.T00060
Halt	Part No. 45-573.1103.T00009	Right	Part No. 45-573.1103.T00026	Sous tension	Part No. 45-573.1103.T00064
Zu	Part No. 45-573.1103.T00010	Stop	Part No. 45-573.1103.T00028	Manu Auto	Part No. 45-573.1103.T00065
Betrieb	Part No. 45-573.1103.T00011	Start	Part No. 45-573.1103.T00029	Marche Arrêt	Part No. 45-573.1103.T00066
Störung	Part No. 45-573.1103.T00014	Open	Part No. 45-573.1103.T00032	Rearmement	Part No. 45-573.0K00.T00067
Hand Auto	Part No. 45-573.1103.T00015	Close	Part No. 45-573.1103.T00033		
		Running	Part No. 45-573.1103.T00035		
		Fault	Part No. 45-573.1103.T00036		
		Stop Start	Part No. 45-573.1103.T00038		
		Man Auto	Part No. 45-573.1103.T00043		

## Symbols for legend plates black, 27 x 12.5 mm

Graphic symbols are according to ISO 7000 or IEC 60417.

	Part No. 45-573.1103.S00001		Part No. 45-573.1103.S00008 Arrow/Direction right
	Part No. 45-573.1103.S00002		Part No. 45-573.1103.S00009 Arrow/Direction up
	Part No. 45-573.1103.S00005		







**Standard texts for legend plates silver, 27 x 17.5 mm**

<b>Example</b>		Part No. 45-573.1A03.T00028
----------------	---	-----------------------------


Standard texts German		Standard texts English	
Ein	Part No. 45-573.1A03.T00001	On	Part No. 45-573.1A03.T00020
Aus	Part No. 45-573.1A03.T00002	Off	Part No. 45-573.1A03.T00021
Auf	Part No. 45-573.1A03.T00003	Stop	Part No. 45-573.1A03.T00028
Ab	Part No. 45-573.1A03.T00004	Start	Part No. 45-573.1A03.T00029
Vor	Part No. 45-573.1A03.T00005	Reset	Part No. 45-573.1A03.T00030
Zurück	Part No. 45-573.1A03.T00006	Fault	Part No. 45-573.1A03.T00036
Rechts	Part No. 45-573.1A03.T00007	Man O Auto	Part No. 45-573.1A03.T00043
Halt	Part No. 45-573.1A03.T00009		
Zu	Part No. 45-573.1A03.T00010		
Betrieb	Part No. 45-573.1A03.T00013		
Störung	Part No. 45-573.1A03.T00014		
Hand Auto	Part No. 45-573.1A03.T00015		
Hand O Auto	Part No. 45-573.1A03.T00017		

**Symbols for legend plates silver, 27 x 17.5 mm**

Graphic symbols are according to ISO 7000 or IEC 60417.

	Part No. 45-573.1A02.S00001		Part No. 45-573.1A02.S00007
	Part No. 45-573.1A02.S00002		Part No. 45-573.1A02.S00008 Arrow/Direction right
	Part No. 45-573.1A02.S00005		Part No. 45-573.1A02.S00009 Arrow/Direction up

## Standard texts for legend plates black, 27 x 27 mm

<b>Example</b>		Part No. 45-573.1103.T00028
----------------	---	-----------------------------

Standard texts German		Standard texts English		Standard texts French	
Ein	Part No. 45-573.1105.T00001	On	Part No. 45-573.1105.T00020	Marche	Part No. 45-573.1105.T00048
Aus	Part No. 45-573.1105.T00002	Off	Part No. 45-573.1105.T00021	Arrêt	Part No. 45-573.1105.T00049
Auf	Part No. 45-573.1105.T00003	Up	Part No. 45-573.1105.T00022	Montée	Part No. 45-573.1105.T00050
Ab	Part No. 45-573.1105.T00004	Down	Part No. 45-573.1105.T00023	Descente	Part No. 45-573.1105.T00051
Vor	Part No. 45-573.1105.T00005	Forward	Part No. 45-573.1105.T00024	En Service	Part No. 45-573.1105.T00059
Zurück	Part No. 45-573.1105.T00006	Reverse	Part No. 45-573.1105.T00025	Defaut	Part No. 45-573.1105.T00060
Rechts	Part No. 45-573.1105.T00007	Stop	Part No. 45-573.1105.T00028	Sous tension	Part No. 45-573.1105.T00064
Links	Part No. 45-573.1105.T00008	Start	Part No. 45-573.1105.T00029	Manu Auto	Part No. 45-573.1105.T00065
Halt	Part No. 45-573.1105.T00009	Stop Start	Part No. 45-573.1105.T00038	Marche Arrêt	Part No. 45-573.1105.T00066
Zu	Part No. 45-573.1105.T00010	EMERGENCY STOP	Part No. 45-573.1105.T00046		
Betrieb	Part No. 45-573.1105.T00013				
Störung	Part No. 45-573.1105.T00014				
Hand Auto	Part No. 45-573.1105.T00015				

## Symbols for legend plates black, 27 x 27 mm

Graphic symbols are according to ISO 7000 or IEC 60417.

	Part No. 45-573.1105.S00003		Part No. 45-573.1105.S00008 Arrow/Direction right
---	-----------------------------	---	--

## Customized inscription for legend plates

All dimensionen in mm

Size of legend plates	Height of letters	Number of lines
27 x 12.5	4	1
	3.5	2
	2.5	3
27 x 17.5	4	1 – 2
	3	3
27 x 27	4	1 – 5

Up to 11 characters per line are possible.

**Suppressor circuits**

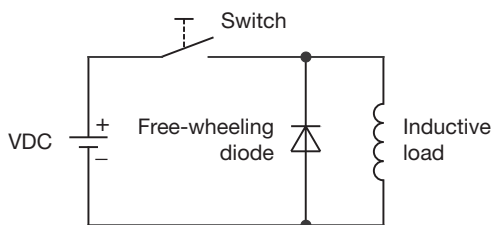
When switching inductive loads such as relays, DC motors, and DC solenoids, it is always important to absorb surges (e.g. with a diode) to protect the contacts. When these inductive loads are switched off, a counter emf can severely damage switch contacts and greatly shorten lifetime.

Fig. 1 shows an inductive load with a free-wheeling diode connected in parallel. This free-wheeling diode provides a path for the inductor current to flow when the current is interrupted by the switch. Without this free-wheeling diode, the voltage across the coil will be limited only by dielectric breakdown voltages of the circuit or parasitic elements of the coil. This voltage can be kilovolts in amplitude even when nominal circuit voltages are low (e.g. 12VDC) see Fig. 2.

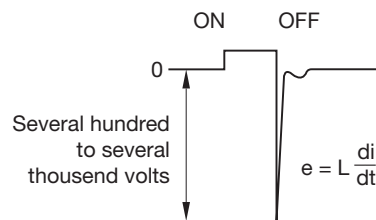
The free-wheeling diode should be chosen so that the reverse breakdown voltage is greater than the voltage driving the inductive load. The DC blocking voltage ( $V_R$ ) of the free-wheeling diode can be found in the datasheet of a diode. The forward current should be equal or greater than the maximum current flowing through the load.

**To get an efficient protection, the free-wheeling diode must be connected as close as possible to the inductive load!**

Switching with inductive load  
Fig. 1



Counter EMF  
over load without free-wheeling diode  
Fig. 2



Part No.	Page	Part No.	Page	Part No.	Page	Part No.	Page	Part No.	Page	Part No.	Page
45-2131.1110.000 ...	46	45-2134.1190.000 ...	47	45-2234.31G0.000... 59		45-2630.19H0.000... 88		45-280S.3C50.003	110	45-2828.2D90.001	106
45-2131.1120.000 ...	46	45-2134.2110.000 ...	50	45-2234.31H0.000... 59		45-2630.19J0.000 ... 88		45-280S.3C60.003	110	45-2828.3C20.001	103
45-2131.1140.000 ...	46	45-2134.2120.000 ...	50	45-2234.31J0.000 ... 59		45-2630.19K0.000... 89		45-280S.3C90.003	110	45-2828.3C40.001	103
45-2131.1150.000 ...	46	45-2134.2140.000 ...	50	45-2234.31K0.000... 59		45-2630.28E0.000 ... 86		45-280S.4C20.003 .. 34		45-2828.3C50.001	104
45-2131.1160.000 ...	46	45-2134.2150.000 ...	50	45-2234.31N0.000... 59		45-2630.28F0.000 ... 86		45-280S.4C50.003 .. 35		45-2828.3C60.001	104
45-2131.1180.000 ...	46	45-2134.2160.000 ...	50	45-2234.4FE0.000 ... 28		45-2630.28G0.000... 86		45-280S.4C90.003 .. 35		45-2828.3C90.001	104
45-2131.1190.000 ...	46	45-2134.2190.000 ...	50	45-2234.4FG0.000... 28		45-2630.28H0.000... 86		45-280S.4D20.003 .. 36		45-2828.3D20.001 ... 105	
45-2131.11K0.000... 46		45-2134.2220.000 ...	52	45-2234.4FH0.000... 28		45-2630.28J0.000 ... 86		45-280S.4D50.003 .. 37		45-2828.3D90.001	105
45-2131.1210.000 ...	50	45-2134.3110.000 ...	48	45-2234.4FJ0.000 ... 28		45-2630.28K0.000... 86		45-280S.4D90.003 .. 37		45-2828.3E20.001 ... 99	
45-2131.1220.000 ...	50	45-2134.3120.000 ...	48	45-2234.4FK0.000... 28		45-2630.29E0.000 ... 90		45-280X.1C20.003	109	45-2828.3E90.001 ... 99	
45-2131.1240.000 ...	50	45-2134.3140.000 ...	48	45-2300.1000.000 . 140		45-2630.29F0.000 ... 90		45-280X.1C40.003	109	45-2828.4D20.001 ... 30	
45-2131.1250.000 ...	51	45-2134.3150.000 ...	48	45-2400.2000.000 . 140		45-2630.29G0.000... 90		45-280X.1C50.003	109	45-2828.4C50.001... 31	
45-2131.1260.000 ...	51	45-2134.3160.000 ...	48	45-2400.1000.000 . 141		45-2630.29H0.000... 90		45-280X.1C60.003	109	45-2828.4C90.001 ... 31	
45-2131.1290.000 ...	51	45-2134.3190.000 ...	49	45-2400.2000.000 . 141		45-2630.29J0.000 ... 90		45-280X.1C90.003	109	45-2828.4D20.001... 32	
45-2131.1310.000 ...	52	45-2134.4F10.000 ...	26	45-2530.1810.000 ... 75		45-2630.29K0.000 ... 90		45-280X.2C00.003	112	45-2828.4D50.001 ... 33	
45-2131.1320.000 ...	52	45-2134.4F20.000 ...	26	45-2530.1820.000 ... 75		45-2630.2AE0.000... 92		45-280X.2D20.003	114	45-2828.4D90.001... 33	
45-2131.1340.000 ...	53	45-2134.4F40.000 ...	26	45-2530.1840.000 ... 75		45-2630.2AG0.000 .. 92		45-280X.2D90.003	114	45-2844.1C20.006	101
45-2131.1350.000 ...	53	45-2134.4F50.000 ...	26	45-2530.1910.000 ... 78		45-2630.2AH0.000 .. 92		45-280X.3C20.003	111	45-2844.1C40.006	101
45-2131.1360.000 ...	53	45-2134.4F60.000 ...	26	45-2530.1920.000 ... 78		45-2630.2AJ0.000 ... 93		45-280X.3C40.003	111	45-2844.1C50.006	101
45-2131.1390.000 ...	53	45-2134.4F90.000 ...	26	45-2530.1940.000 ... 78		45-2630.2AK0.000... 93		45-280X.3C50.003	111	45-2844.1C60.006	101
45-2131.1410.000 ...	54	45-2231.11E0.000... 56		45-2530.1950.000 ... 78		45-2630.38E0.000 ... 85		45-280X.3C60.003	111	45-2844.1C90.006	102
45-2131.1420.000 ...	54	45-2231.11F0.000... 56		45-2530.1A10.000... 82		45-2630.38G0.000... 85		45-280X.3C90.003	111	45-2844.2C20.006	102
45-2131.1440.000 ...	55	45-2231.11G0.000... 57		45-2530.1A20.000... 82		45-2630.39E0.000 ... 89		45-2816.1C20.003	108	45-2844.2C50.006	102
45-2131.1450.000 ...	55	45-2231.11H0.000... 57		45-2530.2810.000 ... 76		45-2630.39G0.000... 89		45-2816.1C40.003	108	45-2844.2C90.006	102
45-2131.1460.000 ...	55	45-2231.11J0.000 ... 57		45-2530.2820.000 ... 77		45-2631.18E0.000 ... 85		45-2816.1C50.003	108	45-2844.2C60.006	103
45-2131.1490.000 ...	55	45-2231.11K0.000... 57		45-2530.2910.000 ... 80		45-2631.18G0.000... 85		45-2816.1C60.003	108	45-2844.2C90.006	103
45-2131.2110.000 ...	49	45-2231.11N0.000... 57		45-2530.2920.000 ... 80		45-2631.18H0.000... 85		45-2816.1C90.003	109	45-2844.2D20.006	106
45-2131.2120.000 ...	49	45-2231.12E0.000 ... 61		45-2530.2940.000 ... 80		45-2631.18J0.000 ... 85		45-2816.2C20.003	112	45-2844.2D50.006	106
45-2131.2140.000 ...	49	45-2231.12G0.000... 61		45-2530.2A10.000... 83		45-2631.18K0.000... 85		45-2816.2C50.003	112	45-2844.2D60.006	106
45-2131.2150.000 ...	49	45-2231.12H0.000... 61		45-2530.2A20.000... 83		45-2631.18N0.000... 85		45-2816.2C90.003	112	45-2844.2D90.006	106
45-2131.2160.000 ...	49	45-2231.12J0.000 ... 61		45-2530.2A20.000... 83		45-2631.18O0.000... 85		45-2816.2D20.003	114	45-2844.2D20.006	102
45-2131.2180.000 ...	49	45-2231.12K0.000 ... 61		45-2530.3820.000 ... 76		45-2631.19G0.000... 89		45-2816.2D90.003	114	45-2844.3C40.006	102
45-2131.2190.000 ...	49	45-2231.14J0.000 ... 63		45-2530.3820.000 ... 76		45-2631.19H0.000... 89		45-2816.3C20.003	110	45-2844.3C50.006	102
45-2131.21K0.000... 49		45-2231.21E0.000 ... 59		45-2530.3910.000 ... 79		45-2631.19K0.000... 89		45-2816.3C30.003	110	45-2844.3C60.006	102
45-2131.2210.000 ...	52	45-2231.21F0.000 ... 59		45-2530.3920.000 ... 79		45-2631.19N0.000... 89		45-2816.3C40.003	110	45-2844.3C90.006	102
45-2131.2220.000 ...	52	45-2231.21G0.000... 59		45-2531.1810.000 ... 75		45-2631.28G0.000... 87		45-2816.3C50.003	110	45-2844.3C20.006	102
45-2131.2240.000 ...	52	45-2231.21H0.000... 60		45-2531.1820.000 ... 75		45-2631.28H0.000... 87		45-2816.3C60.003	110	45-2844.4C20.006... 30	
45-2131.2250.000 ...	52	45-2231.21J0.000... 60		45-2531.1840.000 ... 76		45-2631.28N0.000... 87		45-2816.3C90.003	111	45-2844.4C50.006... 30	
45-2131.2260.000 ...	52	45-2231.21K0.000... 60		45-2531.1850.000 ... 76		45-2631.29F0.000 ... 90		45-2819.1C20.003	107	45-2844.4C90.006... 30	
45-2131.2290.000 ...	52	45-2231.21N0.000... 60		45-2531.1910.000 ... 79		45-2631.29G0.000... 91		45-2819.1C40.003	107	45-2844.4D20.006... 32	
45-2131.2310.000 ...	54	45-2231.22E0.000... 62		45-2531.1920.000 ... 79		45-2631.29H0.000... 91		45-2819.1C50.003	107	45-2844.4D50.006... 32	
45-2131.2320.000 ...	54	45-2231.22F0.000 ... 62		45-2531.1940.000 ... 79		45-2631.29N0.000... 91		45-2819.1C60.003	107	45-2844.4D90.006... 32	
45-2131.2340.000 ...	54	45-2231.22G0.000... 62		45-2531.1950.000 ... 79		45-2631.29O0.000... 91		45-2819.1C90.003	108	45-2845.1E90.002 . 115	
45-2131.2350.000 ...	54	45-2231.22H0.000... 62		45-2531.1A10.000... 82		45-2631.2AF0.000 ... 93		45-2819.2C20.003	111	45-2845.2E90.002 . 115	
45-2131.2360.000 ...	54	45-2231.22J0.000 ... 62		45-2531.1A20.000... 83		45-2631.2AG0.000 .. 93		45-2819.2C40.003	111	45-2845.3E90.002 . 115	
45-2131.2390.000 ...	54	45-2231.22K0.000 ... 62		45-2531.1A40.000... 83		45-2631.2AH0.000 .. 93		45-2819.2C50.003	111	45-290A.1000.113... 96	
45-2131.3110.000 ...	47	45-2231.22L0.000 ... 62		45-2531.1A50.000... 83		45-2631.2AN0.000 .. 93		45-2819.2C90.003	111	45-290A.2000.113... 97	
45-2131.3120.000 ...	47	45-2231.22M0.000... 63		45-2531.1A50.000... 83		45-2631.38G0.000... 86		45-2819.2D20.003	113	45-290C.1000.113... 96	
45-2131.3140.000 ...	47	45-2231.31E0.000 ... 58		45-2531.1A80.000... 83		45-2631.38H0.000... 86		45-2819.2D50.003	113	45-290C.2000.113... 97	
45-2131.3140.000 ...	47	45-2231.31F0.000 ... 58		45-2531.2820.000 ... 77		45-2631.38K0.000... 86		45-2819.2D90.003	113	45-290C.3000.113... 97	
45-2131.3150.000 ...	47	45-2231.31G0.000... 58		45-2531.2840.000 ... 77		45-2631.38N0.000... 86		45-2819.2D90.003	113	45-290D.1000.113... 96	
45-2131.3160.000 ...	48	45-2231.31H0.000... 58		45-2531.2850.000 ... 77		45-2631.38O0.000... 86		45-2819.3C20.003	109	45-290D.1000.113... 96	
45-2131.3180.000 ...	48	45-2231.31J0.000 ... 58		45-2531.2910.000 ... 80		45-2631.39G0.000... 89		45-2819.3C40.003	109	45-290D.2000.113... 97	
45-2131.3190.000 ...	48	45-2231.31K0.000... 58		45-2531.2920.000 ... 80		45-2631.39K0.000... 90		45-2819.3C50.003	109	45-290D.3000.113... 97	
45-2131.3190.000 ...	48	45-2231.31L0.000... 58		45-2531.2940.000 ... 80		45-2631.39N0.000... 90		45-2819.3C60.003	109	45-290E.1000.113... 96	
45-2131.31K0.000... 48		45-2231.31M0.000... 58		45-2531.2950.000 ... 80		45-2631.39O0.000... 90		45-2819.3C90.003	110	45-290E.2000.113... 97	
45-2131.3210.000 ...	51	45-2231.32E0.000... 61		45-2531.2A10.000... 83		45-2632.29E0.000 ... 91		45-2819.4C20.003... 34		45-290F.1000.113... 96	
45-2131.3220.000 ...	51	45-2231.32G0.000... 61		45-2531.2A20.000... 83		45-2632.29F0.000 ... 91		45-2819.4C50.003... 34		45-290F.2000.113... 97	
45-2131.3240.000 ...	51	45-2231.32H0.000... 61		45-2531.2A40.000... 83		45-2633.29E0.000 ... 91		45-2819.4C90.003... 34		45-290F.3000.113... 97	
45-2131.3250.000 ...	51	45-2231.32J0.000 ... 62		45-2531.2A50.000... 83		45-2729.1010.000 ... 73		45-2819.4D20.003... 36		45-290F.4000.113... 29	
45-2131.3260.000 ...	51	45-2231.32K0.000... 62		45-2531.3810.000 ... 76		45-2729.1020.000 ... 73		45-2819.4D50.003... 36		45-290G.1000.113... 96	
45-2131.3290.000 ...	51	45-2231.4FE0.000 ... 27		45-2531.3820.000 ... 76		45-2736.1910.000 ... 72		45-2819.4D90.003... 36		45-290G.2000.113... 97	
45-2131.3310.000 ...	53	45-2231.4FG0.000... 27		45-2531.3840.000 ... 76		45-2736.1960.000 ... 72		45-2828.1C20.001	103	45-290G.3000.113... 97	
45-2131.3320.000 ...	53	45-2231.4FH0.000... 27		45-2531.3850.000 ... 76		45-280S.1C20.003	108	45-2828.1C40.001	103	45-290H.1000.113... 94	
45-2131.3340.000 ...	53	45-2231.4FJ0.000 ... 27		45-2531.3910.000 ... 79		45-280S.1C40.003	108	45-2828.1C50.001	103	45-290H.2000.111... 95	
45-2131.3350.000 ...	53	45-2231.4FK0.000 ... 27		45-2531.3920.000 ... 79		45-280S.1C50.003	108	45-2828.1C60.001	103	45-290H.3000.111... 94	
45-2131.3360.000 ...	53	45-2234.11E0.000... 57		45-2531.3940.000 ... 79		45-280S.1C60.003	108	45-2828.1C90.001	103	45-290H.4000.111... 29	
45-2131.3390.000 ...	54	45-2234.11G0.000... 57		45-2531.3950.000 ... 80		45-280S.1C90.003	108	45-2828.1D20.001	105	45-290J.1000.111... 94	</



Part No.	Page	Part No.	Page	Part No.	Page	Part No.	Page	Part No.	Page	Part No.	Page
45-2910.1000.113 ...	96	45-2H00.2016.000...	44	45-312.1X10 .....	143	45-320.1N47.....	147	45-430.2803 .....	154	45-552.0K00.....	124
45-2910.2000.113 ...	97	45-2H00.2017.000...	44	45-312.1X40 .....	143	45-320.1N48.....	147	45-440.1801 .....	155	45-553.0100 .....	122
45-2911.1000.113 ...	96	45-2H00.2018.000...	44	45-312.1Z10 .....	143	45-320.2E11 .....	148	45-440.2803 .....	155	45-553.0200 .....	122
45-2911.2000.113 ...	97	45-2J31.15T0.000 ...	64	45-312.1Z40 .....	143	45-320.2E12 .....	148	45-450.1801 .....	155	45-553.0400 .....	122
45-2911.3000.113 ...	97	45-2J31.15V0.000 ...	65	45-312.2Z10 .....	145	45-320.2E16 .....	148	45-450.2803 .....	155	45-553.0500 .....	122
45-2917.1000.113 ...	96	45-2J31.16T0.000 ...	64	45-312.2Z40 .....	145	45-320.2E17 .....	148	45-460.1802 .....	155	45-553.0600 .....	122
45-2917.2000.113 ...	97	45-2J31.16V0.000 ...	64	45-313.1X40 .....	144	45-320.2E18 .....	148	45-460.2804 .....	155	45-553.0900 .....	122
45-2917.3000.113 ...	97	45-2J31.25T0.000 ...	65	45-313.1Z10 .....	143	45-320.2E41 .....	149	45-470.1802 .....	155	45-553.0E00 .....	122
45-2922.1000.113 ...	96	45-2J31.25V0.000 ...	65	45-313.1Z40 .....	143	45-320.2E42 .....	149	45-470.2804 .....	155	45-553.0F00 .....	123
45-2922.2000.113 ...	97	45-2J31.26T0.000 ...	65	45-314.1X40 .....	144	45-320.2E46 .....	149	45-481.1810 .....	74	45-553.0G00 .....	123
45-2922.3000.113 ...	97	45-2J31.26V0.000 ...	65	45-317.1Z10 .....	143	45-320.2E47 .....	149	45-481.2810 .....	74	45-553.0H00 .....	123
45-2924.1000.113 ...	96	45-2J31.35T0.000 ...	65	45-314.1Z40 .....	143	45-320.2E48 .....	149	45-482.1810 .....	74	45-553.0J00 .....	123
45-2924.2000.113 ...	97	45-2J31.36T0.000 ...	65	45-315.1X40 .....	144	45-320.2F11 .....	148	45-482.2810 .....	74	45-553.0K00 .....	123
45-2924.3000.113 ...	97	45-2J31.36V0.000 ...	65	45-315.1Z10 .....	143	45-320.2F12 .....	148	45-501.2000 .....	157	45-553.0N00 .....	123
45-2925.1000.111 ...	94	45-2K31.15T0.000 ...	66	45-315.1Z40 .....	143	45-320.2F16 .....	148	45-506.1100 .....	137	45-553.1100 .....	132
45-2925.2000.111 ...	95	45-2K31.15V0.000 ...	67	45-316.1X10 .....	143	45-320.2F17 .....	148	45-506.2A00 .....	137	45-555.1K00 .....	132
45-2925.3000.111 ...	94	45-2K31.16T0.000 ...	66	45-316.1X40 .....	144	45-320.2F18 .....	148	45-506.3A00 .....	137	45-558.0000 .....	132
45-2C35.1920.110... 69		45-2K31.16V0.000 ...	66	45-316.1Z40 .....	143	45-320.2F41 .....	149	45-507.1100 .....	155	45-560.1100 .....	137
45-2C36.1820.000... 68		45-2K31.35T0.000 ...	67	45-317.1Z40 .....	143	45-320.2F42 .....	149	45-509.1100 .....	155	45-561.1400 .....	128
45-2C36.1820.000... 68		45-2K31.35V0.000 ...	67	45-320.1E11 .....	146	45-320.2F46 .....	149	45-50C.1900 .....	156	45-561.140P .....	128
45-2C36.1A20.000... 69		45-2K31.36T0.000 ...	67	45-320.1E12 .....	146	45-320.2F47 .....	149	45-50C.2900 .....	156	45-562.1400 .....	128
45-2C36.2820.000... 69		45-2K31.36V0.000 ...	67	45-320.1E16 .....	146	45-320.2F48 .....	149	45-50D.1900 .....	156	45-563.0K00 .....	125
45-2C36.2910.000... 72		45-2N39.1010.000. 121		45-320.1E17 .....	146	45-320.2G11 .....	148	45-50D.2900 .....	156	45-564.1102 .....	129
45-2C36.2910.000... 72		45-2N39.2010.000. 121		45-320.1E18 .....	146	45-320.2G12 .....	148	45-50E.1900 .....	156	45-564.1110 .....	130
45-2C36.2920.000... 69		45-2N39.3010.000. 121		45-320.1E41 .....	147	45-320.2G16 .....	148	45-50E.2900 .....	156	45-567.1103 .....	129
45-2C37.1920.000... 69		45-2N42.1010.000. 121		45-320.1E42 .....	147	45-320.2G17 .....	148	45-50F.1100 .....	133	45-567.1111 .....	130
45-2D36.1820.000... 70		45-2N42.2010.000. 121		45-320.1E46 .....	147	45-320.2G18 .....	149	45-50G.0900 .....	156	45-567.1105 .....	129
45-2D36.1920.000... 71		45-2N42.3010.000. 121		45-320.1E47 .....	147	45-320.2G41 .....	149	45-50J.1400 .....	126	45-569.1112 .....	130
45-2D36.1A20.000... 71		45-2P01.1E10.000. 116		45-320.1E48 .....	147	45-320.2G42 .....	149	45-50J.140P .....	127	45-570.1105 .....	130
45-2D36.2820.000... 71		45-2P01.2E10.000. 116		45-320.1F11 .....	146	45-320.2G46 .....	149	45-50J.140Q .....	127	45-571.1105 .....	131
45-2D36.2A20.000... 71		45-2P02.1E10.000. 116		45-320.1F12 .....	146	45-320.2G47 .....	149	45-50J.140S .....	127	45-572.1105 .....	131
45-2F0T.1010.000... 119		45-2P02.2E10.000. 116		45-320.1F16 .....	146	45-320.2G48 .....	149	45-50J.140T .....	127	45-573.1102 .....	126
45-2F0T.2010.000... 119		45-2P03.1E10.000. 116		45-320.1F17 .....	146	45-320.2H11 .....	148	45-50J.140V .....	127	45-573.1103 .....	126
45-2F0T.3010.000... 119		45-2P03.2E10.000. 116		45-320.1F18 .....	146	45-320.2H12 .....	148	45-50J.140W .....	127	45-573.1104 .....	126
45-2F0V.1010.000... 119		45-2P04.1E10.000. 116		45-320.1F41 .....	147	45-320.2H16 .....	148	45-50J.140X .....	127	45-573.1105 .....	126
45-2F0V.2010.000... 119		45-2P04.2E10.000. 116		45-320.1F42 .....	147	45-320.2H17 .....	148	45-50J.140Z .....	127	45-573.1202 .....	126
45-2F0V.3010.000... 119		45-2P05.1E10.000. 116		45-320.1F46 .....	147	45-320.2H18 .....	149	45-50K.1407 .....	126	45-573.1A02 .....	126
45-2F13.1010.000... 118		45-2P05.2E10.000. 116		45-320.1F47 .....	147	45-320.2H41 .....	149	45-50K.1408 .....	126	45-573.1A03 .....	126
45-2F13.2010.000... 119		45-2P06.1E10.000. 116		45-320.1F48 .....	147	45-320.2H42 .....	149	45-50M.1900 .....	152	45-573.1A04 .....	126
45-2F13.3010.000... 118		45-2P06.2E10.000. 116		45-320.1G11 .....	146	45-320.2H46 .....	149	45-50N.1100 .....	136	45-573.1A05 .....	126
45-2F14.1010.000... 118		45-2S00.1001.404... 98		45-320.1G12 .....	146	45-320.2H47 .....	149	45-50P.0100 .....	136	45-574.0600 .....	139
45-2F14.2010.000... 119		45-2S00.3001.404... 98		45-320.1G16 .....	146	45-320.2H48 .....	149	45-50Q.2100 .....	136		
45-2F14.3010.000... 118		45-2T00.10E0.000... 38		45-320.1G17 .....	146	45-320.2J11 .....	148	45-50T.0500 .....	139		
45-2F20.1010.000... 119		45-2T00.10F0.000... 38		45-320.1G18 .....	146	45-320.2J12 .....	148	45-50V.0400 .....	139		
45-2F20.2010.000... 119		45-2T00.10G0.000... 38		45-320.1G41 .....	147	45-320.2J16 .....	148	45-50W.0200 .....	139		
45-2F20.3010.000... 119		45-2T00.10H0.000... 38		45-320.1G42 .....	147	45-320.2J17 .....	148	45-522.0900 .....	139		
45-2F21.1010.000... 119		45-2T00.10J0.000... 39		45-320.1G46 .....	147	45-320.2J18 .....	149	45-523.1900 .....	153		
45-2F21.2010.000... 119		45-2T00.10K0.000... 39		45-320.1G47 .....	147	45-320.2J41 .....	149	45-529.2100 .....	134		
45-2F21.3010.000... 119		45-2T00.10N0.000... 39		45-320.1G48 .....	147	45-320.2J42 .....	149	45-530.2100 .....	138		
45-2F26.1010.000... 118		45-2T00.20E0.000... 39		45-320.1H11 .....	146	45-320.2J46 .....	149	45-531.2100 .....	138		
45-2F26.2010.000... 119		45-2T00.20F0.000... 39		45-320.1H12 .....	146	45-320.2J47 .....	149	45-532.2100 .....	138		
45-2F26.3010.000... 118		45-2T00.20G0.000... 39		45-320.1H16 .....	146	45-320.2J48 .....	149	45-533.2100 .....	138		
45-2F26.3010.000... 118		45-2T00.20H0.000... 39		45-320.1H17 .....	146	45-320.2N11 .....	148	45-534.2100 .....	138		
45-2F27.1010.000... 118		45-2T00.20J0.000... 39		45-320.1H18 .....	146	45-320.2N12 .....	148	45-535.2100 .....	138		
45-2F27.2010.000... 119		45-2T00.20K0.000... 39		45-320.1H41 .....	147	45-320.2N16 .....	148	45-536.2100 .....	138		
45-2F27.3010.000... 118		45-2T00.20N0.000... 39		45-320.1H42 .....	147	45-320.2N17 .....	148	45-537.2100 .....	138		
45-2F38.1010.000... 119		45-2T07.10E0.000... 40		45-320.1H46 .....	147	45-320.2N18 .....	149	45-538.1100 .....	128		
45-2F38.2010.000... 119		45-2T07.10G0.000... 40		45-320.1H47 .....	147	45-320.2N41 .....	149	45-539.2400 .....	135		
45-2F38.3010.000... 119		45-2T07.10H0.000... 40		45-320.1H48 .....	147	45-320.2N42 .....	149	45-539.2800 .....	135		
45-2F40.1010.000... 118		45-2T07.10J0.000... 40		45-320.1J11 .....	146	45-320.2N46 .....	149	45-542.1K00 .....	133		
45-2F40.2010.000... 119		45-2T07.10K0.000... 40		45-320.1J12 .....	146	45-320.2N47 .....	149	45-543.1K00 .....	133		
45-2F40.3010.000... 118		45-2T07.30E0.000... 41		45-320.1J16 .....	146	45-320.2N48 .....	149	45-544.1K00 .....	133		
45-2F41.1010.000... 119		45-2T07.30G0.000... 41		45-320.1J17 .....	146	45-320.2N60 .....	150	45-545.1K00 .....	133		
45-2F41.2010.000... 119		45-2T07.30H0.000... 41		45-320.1J18 .....	147	45-320.3F60 .....	150	45-546.1K00 .....	133		
45-2F41.3010.000... 119		45-2T07.30J0.000... 41		45-320.1J41 .....	147	45-320.3G60 .....	150	45-547.1K00 .....	133		
45-2F43.1010.000... 118		45-2T07.30K0.000... 41		45-320.1J42 .....	147	45-320.3H60 .....	150	45-548.1K00 .....	133		
45-2F43.2010.000... 119		45-2T07.4FE0.000... 24		45-320.1J46 .....	147	45-320.3J60 .....	150	45-549.1400 .....	135		
45-2F43.3010.000... 118		45-2T07.4FG0.000... 24		45-320.1J47 .....	147	45-320.3N60 .....	150	45-549.1800 .....	135		
45-2G08.10K1.000... 42		45-2T07.4FH0.000... 24		45-320.1J48 .....	147	45-330.1115 .....	152	45-550.1400 .....	135		
45-2G08.10K7.000... 42		45-2T07.4FJ0.000... 24		45-320.1N11 .....	146	45-330.2115 .....	152	45-552.0100 .....	123		
45-2G08.10K8.000... 42		45-2T07.4FK0.000... 24		45-320.1N12 .....	146	45-36F.1114 .....	151	45-552.0200 .....	124		
45-2G08.20K2.000... 42		45-311.1X10 .....	143	45-320.1N16 .....	146	45-410.1401 .....	154	45-552.0400 .....	124		
45-2G08.20K7.000... 43		45-311.1X40 .....	143	45-320.1N17 .....	146	45-410.2403 .....	154	45-552.0500 .....	124		
45-2G08.20K8.000... 43		45-311.1Z10 .....	143	45-320.1N18 .....	147	45-420.1401 .....	154	45-552.0E00 .....	124		
45-2H00.1016.000... 44		45-311.1Z40 .....	143	45-320.1N41 .....	147	45-420.2403 .....	154	45-552.0G00 .....	124		
45-2H00.1017.000... 44		45-311.2Z10 .....	145	45-320.1N42 .....	147	45-430.1801 .....	154	45-552.0H00 .....	124		
45-2H00.1018.000... 44		45-311.2Z40 .....	145	45-320.1N46 .....	147			45-552.0J00 .....	124		

# EAO Contact.

## *Your centre of excellence.*

### Headquarters

EAO Holding AG  
Tannwaldstrasse 88  
CH-4600 Olten  
Telephone +41 62 286 92 00  
info@eao.com

### Manufacturing Companies

Switzerland  
EAO AG  
Tannwaldstrasse 88  
CH-4600 Olten  
Telephone +41 62 286 91 11  
info@eao.com

EAO Systems AG  
Tannwaldstrasse 88  
CH-4600 Olten  
Telephone +41 62 286 91 11  
sales.esy@eao.com

China  
EAO (Guangzhou) Ltd.  
3/F, Block G4, South China  
New Materials Innovation Park  
31 Kefeng Road  
Guangzhou Science City  
CN-Guangzhou, PRC  
Telephone +86 20 3229 0390  
sales.ecn@eao.com

Germany  
EAO Automotive GmbH & Co. KG  
Richard-Wagner-Straße 3  
DE-08209 Auerbach/Vogtland  
Telephone +49 3744 8264 0  
sales.esa@eao.com

North America  
EAO Corporation  
One Parrott Drive  
Shelton  
US-CT 06484  
Telephone +1 203 951 4600  
sales.eus@eao.com

### Sales Companies

China  
EAO (Guangzhou) Ltd.  
3/F, Block G4, South China  
New Materials Innovation Park  
31 Kefeng Road  
Guangzhou Science City  
CN-Guangzhou, PRC  
Telephone +86 20 3229 0390  
sales.ecn@eao.com

EAO (Shanghai) Office  
Rm. 403, Block 5#  
CIFI Century Square, Lane 28  
NO. 21, Danba Road  
Putuo District  
CN-Shanghai, PRC  
Telephone +86 21 6095 0717  
sales.ecn@eao.com

France  
EAO France SAS  
5, rue Henri François  
FR-77330 Ozoir-la-Ferrière  
Telephone +33 1 64 43 37 37  
sales.efr@eao.com

Germany, Austria,  
Poland, Czech Republic  
EAO GmbH  
Langenberger Straße 570  
DE-45277 Essen  
Telephone +49 201 8587 0  
sales.ede@eao.com

Hong Kong (Asia Pacific)  
EAO (Far East) Ltd.  
Unit A1, 1/F, Block A  
Tin On Industrial Building  
777 Cheung Sha Wan Road  
Lai Chi Kok, Kln  
HK-Hong Kong  
Telephone +852 27 86 91 41  
sales.ehk@eao.com

Italy  
EAO Italia S.r.l.  
Centro Direzionale Summit –  
Palazzo D1  
Via Brescia 28  
IT-20063 Cernusco sul Naviglio (MI)  
Telephone +39 02 92 471934  
sales.eit@eao.com

Japan  
EAO Japan Co. Ltd.  
Net 1 Mita Bldg. 3F  
3-1-4 Mita Minato-ku  
JP-Tokyo 108-0073  
Telephone +81 3 5444 5411  
sales.ejp@eao.com

Netherlands, Belgium  
EAO Benelux B.V.  
Kamerlingh Onnesweg 46  
NL-3316 GL Dordrecht  
Telephone +31 78 653 17 00  
sales.enl@eao.com

North America  
EAO Corporation  
One Parrott Drive  
Shelton  
US-CT 06484  
Telephone +1 203 951 4600  
sales.eus@eao.com

Switzerland  
EAO Schweiz AG  
Tannwaldstrasse 86  
CH-4600 Olten  
Telephone +41 62 286 95 00  
sales.ech@eao.com

United Kingdom, Finland,  
Ireland, Norway, Sweden  
EAO Ltd.  
Highland House  
Albert Drive  
Burgess Hill  
GB-West Sussex RH15 9TN  
Telephone +44 1444 236 000  
sales.euk@eao.com