




Timer Connector System

TE Internal #: 1-929180-1

PCB Mount Header, Horizontal, Wire-to-Board, 6 Position, 5 mm [.197 in] Centerline, Fully Shrouded, Tin, Through Hole - Solder, Timer Connector System

[View on TE.com >](#)

Connectors > PCB Connectors > PCB Headers & Receptacles > Low & Medium Power Header



Connector System: **Wire-to-Board**
Number of Positions: **6**
Centerline (Pitch): **5 mm [.197 in]**
Sealable: **No**
PCB Mount Orientation: **Horizontal**

[All Low & Medium Power Header \(168\)](#)

Features

Product Type Features

Mixed & Hybrid Header	No
Connector Shape	Rectangular
PCB Connector Assembly Type	PCB Mount Header
Header Type	Fully Shrouded
Connector System	Wire-to-Board
Sealable	No
Connector & Contact Terminates To	Printed Circuit Board

Configuration Features

Number of Positions	6
PCB Mount Orientation	Horizontal
Number of Rows	2

Electrical Characteristics

--	--



Nominal Voltage Architecture	12 V, 24 V, 42 V, 48 V, 240 V
Operating Voltage	240 VAC

Body Features

Primary Product Color	Black
Connector & Keying Code	A1

Contact Features

Contact Size	3mm
Contact Type	Tab
Mating Tab Width	3 mm[.118 in]
Mating Tab Thickness	.8 mm[.031 in]
Contact Mating Area Plating Material	Tin

Termination Features

Termination Method to Printed Circuit Board	Through Hole - Solder
---	-----------------------

Mechanical Attachment

Mounting Holes	With
Mating Retention	With
Mating Alignment	With
PCB Mount Alignment	Without
PCB Mount Retention	With
PCB Mount Retention Type	Mounting Hole
Mating Retention Type	Locking Interface

Housing Features

Centerline (Pitch)	5 mm[.197 in]
--------------------	---------------

Dimensions

Connector Length	34.6 mm[1.349 in]
------------------	-------------------

Usage Conditions

Operating Temperature (Max)	65 °C, 70 °C, 75 °C, 80 °C, 85 °C, 90 °C, 100 °C, 105 °C[149 °F][158 °F][167 °F][176 °F][185 °F][194 °F][212 °F][221 °F]
Operating Temperature Range	-55 – 105 °C[-67 – 221 °F]

Operation/Application

Shielded	No
----------	----



Circuit Application

Signal

Packaging Features

Packaging Type	Tray
----------------	------

Product Compliance

For compliance documentation, visit the product page on TE.com>

EU RoHS Directive 2011/65/EU	Compliant
EU ELV Directive 2000/53/EC	Compliant
China RoHS 2 Directive MIIT Order No 32, 2016	No Restricted Materials Above Threshold
EU REACH Regulation (EC) No. 1907/2006	Current ECHA Candidate List: JUNE 2023 (235) Candidate List Declared Against: JUNE 2023 (235) Does not contain REACH SVHC
Halogen Content	Low Halogen - Br, Cl, F, I < 900 ppm per homogenous material. Also BFR/CFR/PVC Free
Solder Process Capability	Wave solder capable to 240°C

Product Compliance Disclaimer

This information is provided based on reasonable inquiry of our suppliers and represents our current actual knowledge based on the information they provided. This information is subject to change. The part numbers that TE has identified as EU RoHS compliant have a maximum concentration of 0.1% by weight in homogenous materials for lead, hexavalent chromium, mercury, PBB, PBDE, DBP, BBP, DEHP, DIBP, and 0.01% for cadmium, or qualify for an exemption to these limits as defined in the Annexes of Directive 2011/65/EU (RoHS2). Finished electrical and electronic equipment products will be CE marked as required by Directive 2011/65/EU. Components may not be CE marked. Additionally, the part numbers that TE has identified as EU ELV compliant have a maximum concentration of 0.1% by weight in homogenous materials for lead, hexavalent chromium, and mercury, and 0.01% for cadmium, or qualify for an exemption to these limits as defined in the Annexes of Directive 2000/53/EC (ELV). Regarding the REACH Regulation, the information TE provides on SVHC in articles for this part number is based on the latest European Chemicals Agency (ECHA) 'Guidance on requirements for substances in articles' posted at this URL: <https://echa.europa.eu/guidance-documents/guidance-on-reach>

Compatible Parts



TE Part # 1-967241-1
J-P-T HOUSING ASSY 6P




TE Part # 963205-1
SEAL

Also in the Series | Timer Connector System



Automotive Connector Caps & Covers (12)



Automotive Connector Locks & Position Assurance(17)



Automotive Housings(234)




Automotive Terminals(145)



Connector Seals & Cavity Plugs(32)



Crimp Terminal Housings(13)




Insertion & Extraction Tools(18)



Other Automotive Connector Accessories(1)




PCB Headers & Receptacles(82)



Quick Disconnects(4)

Customers Also Bought



TE Part #HPP845E031R4
I.C 21D RH/T B400



TE Part #1-963215-1
Low & Medium Power Header



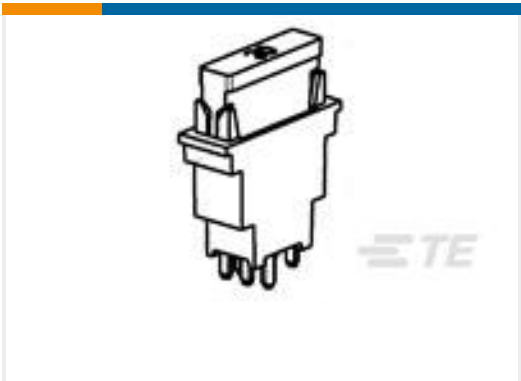
TE Part #1-188275-0
MICRO-MATCH SMD FTE



TE Part #2176117-6
TLR 1206 1.0W R004 1% 50PPM 2K RL



TE Part #1623278-1
CRG0805 1% 6K8



TE Part #1544550-2
MODULE AUTOFUSE

Documents



Product Drawings

MESSERLEISTE3,0 6P

English

CAD Files

Customer View Model

ENG_CVM_CVM_1-929180-1_A.2d_dxf.zip

English

3D PDF

3D

Customer View Model

ENG_CVM_CVM_1-929180-1_A.3d_igs.zip

English

Customer View Model

ENG_CVM_CVM_1-929180-1_A.3d_stp.zip

English

By downloading the CAD file I accept and agree to the [Terms and Conditions](#) of use.

Product Specifications

Product Specification

English