



Economy Power

TE Internal #: 1744427-7

Rectangular Power Connectors, Header, Plug, Wire-to-Board, 7
Position, 3.96 mm [.156 in] Centerline, Printed Circuit Board, UL 94V-
2, Economy Power

[View on TE.com >](#)

Connectors > Power Connectors > Rectangular Power > Rectangular Power Connectors



Rectangular Power Connector Type: **Header**

Connector & Housing Type: **Plug**

Connector System: **Wire-to-Board**

Number of Positions: **7**

Centerline (Pitch): **3.96 mm [.156 in]**

Features

Product Type Features

Header Type	Partially Shrouded
Rectangular Power Connector Type	Header
Connector & Housing Type	Plug
Connector System	Wire-to-Board
Sealable	No
Connector & Contact Terminates To	Printed Circuit Board

Configuration Features

Number of Positions	7
PCB Mount Orientation	Vertical
Number of Power Positions	7
Number of Rows	1

Electrical Characteristics

Operating Voltage	600 VAC
-------------------	---------

Contact Features



PCB Contact Termination Area Plating Material Thickness	1 μm[39.37 μin]
Contact Layout	Inline
Contact Mating Area Plating Material	Tin
Contact Base Material	Brass
Contact Current Rating (Max)	8 A
Contact Retention Within Housing	Without
Contact Type	Pin
PCB Contact Termination Area Plating Material	Tin
Contact Mating Area Plating Material Thickness	1 μm[39.37 μin]

Termination Features

Termination Post & Tail Length	3.62 mm[.142 in]
Termination Method to Printed Circuit Board	Through Hole - Solder

Mechanical Attachment

Strain Relief	Without
Mating Retention	With
PCB Mount Alignment	With
PCB Mount Retention	Without
Connector Mounting Type	Board Mount

Housing Features

Centerline (Pitch)	3.96 mm[.156 in]
Housing Color	Natural
Housing Material	Nylon

Dimensions

Connector Height	12 mm[.472 in]
Product Length	30.97 mm[1.21 in]

Usage Conditions

Operating Temperature Range	-55 – 105 °C[-67 – 221 °F]
-----------------------------	----------------------------

Operation/Application

Circuit Application	Power
---------------------	-------

Industry Standards

UL Flammability Rating	UL 94V-2
Glow Wire Rating	GWT 750°C (Without Flame)



Packaging Features

Packaging Quantity	250
Packaging Method	Bag

Product Compliance

For compliance documentation, visit the product page on TE.com>

EU RoHS Directive 2011/65/EU	Compliant
EU ELV Directive 2000/53/EC	Compliant
China RoHS 2 Directive MIIT Order No 32, 2016	No Restricted Materials Above Threshold
EU REACH Regulation (EC) No. 1907/2006	Current ECHA Candidate List: JUNE 2023 (235) Candidate List Declared Against: JUNE 2023 (235) Does not contain REACH SVHC
Halogen Content	Not Low Halogen - contains Br or Cl > 900 ppm.
Solder Process Capability	Wave solder capable to 265°C

Product Compliance Disclaimer

This information is provided based on reasonable inquiry of our suppliers and represents our current actual knowledge based on the information they provided. This information is subject to change. The part numbers that TE has identified as EU RoHS compliant have a maximum concentration of 0.1% by weight in homogenous materials for lead, hexavalent chromium, mercury, PBB, PBDE, DBP, BBP, DEHP, DIBP, and 0.01% for cadmium, or qualify for an exemption to these limits as defined in the Annexes of Directive 2011/65/EU (RoHS2). Finished electrical and electronic equipment products will be CE marked as required by Directive 2011/65/EU. Components may not be CE marked. Additionally, the part numbers that TE has identified as EU ELV compliant have a maximum concentration of 0.1% by weight in homogenous materials for lead, hexavalent chromium, and mercury, and 0.01% for cadmium, or qualify for an exemption to these limits as defined in the Annexes of Directive 2000/53/EC (ELV). Regarding the REACH Regulation, the information TE provides on SVHC in articles for this part number is based on the latest European Chemicals Agency (ECHA) 'Guidance on requirements for substances in articles' posted at this URL: <https://echa.europa.eu/guidance-documents/guidance-on-reach>

Compatible Parts



TE Part # 1744416-7
7 POS EP II HSG, GLOW WIRE



TE Part # 1744544-7
EP II TPA 07P, BLACK



TE Part # 1-1744427-5
EP HEADER ASY,SHROUDED,5 POS, GW,NO PIN2

Also in the Series | Economy Power



Connector Contacts(1)




Insertion & Extraction Tools(1)



PCB Headers & Receptacles(162)



PCB Latches, Locks & Retainers(2)



Power Contacts(8)



Rectangular Connector Housings(1)



Rectangular Power Connectors(302)



Wire-to-Board Connector Assemblies & Housings(142)




Wire-to-Board Connector Contacts(6)


Customers Also Bought




TE Part #87224-6
06 MODII HDR SRST UNSHRD .100



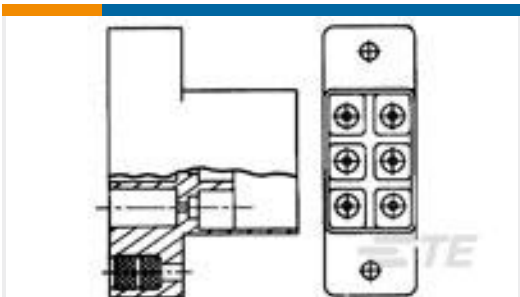
TE Part #87224-3
03 MODII HDR SRST UNSHRD .100



TE Part #87224-2
02 MODII HDR SRST UNSHRD .100



TE Part #4-87456-9
04 MODIV HSG COMP DR .100CL



TE Part #867781-1
PIN HOUSING

Documents



Product Drawings

EP Header Asy,Shrouded,7 Pos, GW

English

CAD Files

3D PDF

3D

Customer View Model

ENG_CVM_CVM_1744427-7_A.2d_dxf.zip

English

Customer View Model

ENG_CVM_CVM_1744427-7_A.3d_igs.zip

English

Customer View Model

ENG_CVM_CVM_1744427-7_A.3d_stp.zip

English

By downloading the CAD file I accept and agree to the [Terms and Conditions](#) of use.

Datasheets & Catalog Pages

Economy Power II (EP II) Glow Wire test compliant connectors

English

1-1773885-9 Economy Power Connectors

English

Product Specifications

Application Specification

English

Agency Approvals

UL Report

English