




AMP-LATCH | AMP-LATCH Universal Headers

TE Internal #: 102321-8
Ribbon Cable Connectors, Board-to-Board, 34 Position, 2.54 mm [.1 in] Centerline, Vertical, Through Hole - Solder, 2 Row, AMP-LATCH Universal Headers

[View on TE.com >](#)

Connectors > PCB Connectors > Wire-to-Board Connectors > FFC, FPC & Ribbon Connectors > Ribbon Cable Connectors > AMP-LATCH UNIVERSAL HEADERS



Connector System: **Board-to-Board**
Number of Positions: **34**
Centerline (Pitch): **2.54 mm [.1 in]**
PCB Mount Retention: **Without**
PCB Mount Retention Type: **Screw Mount**

[All AMP-LATCH UNIVERSAL HEADERS \(525\)](#)

Features

Product Type Features

| | |
|------------------------------------|--------------------------------|
| Ribbon Cable Connector Header Type | Universal Ejection Pin Headers |
| Connector Mating Latch & Lock Type | Long |
| Connector Product Type | Connector Assembly |
| Connector System | Board-to-Board |
| Connector & Housing Type | Receptacle |
| Connector & Contact Terminates To | Printed Circuit Board |

Configuration Features

| | |
|-----------------------|----------|
| Number of Positions | 34 |
| PCB Mount Orientation | Vertical |
| Number of Rows | 2 |

Electrical Characteristics

| | |
|-----------------------|---------|
| Insulation Resistance | 5000 MΩ |
| Operating Voltage | 250 VAC |

Body Features

| | |
|-----------------------|---------|
| Daisy Chain | Without |
| Primary Product Color | Black |



| | |
|-------------------|----------|
| Connector Profile | Standard |
|-------------------|----------|

Contact Features

| | |
|---|--|
| Mating Square Post Dimension | .64 mm[.025 in] |
| PCB Contact Termination Area Plating Material Thickness | 2.54 µm[100 µin] |
| Contact Type | Pin |
| | 30 µin |
| Contact Mating Area Plating Material | Gold, Gold Flash, Gold Flash over Palladium Nickel |
| Contact Shape & Form | Square |
| Contact Underplating Material | Nickel |
| PCB Contact Termination Area Plating Material | Tin-Lead |
| Contact Current Rating (Max) | 1 A |

Termination Features

| | |
|---|-----------------------|
| Round Termination Post & Tail Diameter | .64 mm[.025 in] |
| Termination Post & Tail Length | 3.94 mm[.155 in] |
| Termination Method to Printed Circuit Board | Through Hole - Solder |

Mechanical Attachment

| | |
|--------------------------|-----------------------------|
| Mating Alignment | With |
| PCB Mount Alignment | With |
| Panel Mount Feature | Without |
| PCB Mount Retention | Without |
| PCB Mount Retention Type | Screw Mount |
| Mating Alignment Type | Center, Dual Polarizing Bar |
| Mating Retention | With |
| Mating Retention Type | Ejection Latch |
| Connector Mounting Type | Board Mount |

Housing Features

| | |
|--------------------|----------------|
| Housing Material | Thermoplastic |
| Centerline (Pitch) | 2.54 mm[.1 in] |

Dimensions

| | |
|------------------------|-------------------|
| Shrouded End Dimension | 3.81 mm[.15 in] |
| Connector Length | 62.48 mm[2.46 in] |
| Connector Height | 8.53 mm[.34 in] |



| | |
|-----------------------------|------------------|
| PCB Thickness (Recommended) | 3.18 mm[.125 in] |
| Row-to-Row Spacing | 2.54 mm[.1 in] |

Usage Conditions

| | |
|-----------------------------|----------------------------|
| Housing Temperature Rating | Standard |
| Operating Temperature Range | -65 – 105 °C[-85 – 221 °F] |

Operation/Application

| | |
|------------------------|---------------|
| Solder Process Feature | Solder Dipped |
| Circuit Application | Signal |

Industry Standards

| | |
|------------------------|----------|
| UL Flammability Rating | UL 94V-0 |
|------------------------|----------|

Packaging Features

| | |
|--------------------|------|
| Packaging Quantity | 30 |
| Packaging Method | Tray |

Product Compliance

For compliance documentation, visit the product page on TE.com>

| | |
|---|---|
| EU RoHS Directive 2011/65/EU | Not Compliant |
| EU ELV Directive 2000/53/EC | Compliant with Exemptions |
| China RoHS 2 Directive MIIT Order No 32, 2016 | Restricted Materials Above Threshold |
| EU REACH Regulation (EC) No. 1907/2006 | Current ECHA Candidate List: JUNE 2023 (235) Candidate List Declared Against: JUNE 2023 (235) SVHC > Threshold: Pb (13% in Component Part) Article Safe Usage Statements: Do not eat, drink or smoke when using this product. Wash thoroughly after handling. Recycle if possible and dispose of the article by following all applicable governmental regulations relevant to your geographic location. |
| Halogen Content | Not Low Halogen - contains Br or Cl > 900 ppm. |
| Solder Process Capability | Wave solder capable to 265°C |

Product Compliance Disclaimer

This information is provided based on reasonable inquiry of our suppliers and represents our current actual knowledge based on the information they provided. This information is subject to change. The part numbers that TE has identified as EU RoHS compliant have a maximum concentration of 0.1% by weight in homogenous materials for lead, hexavalent chromium, mercury, PBB, PBDE, DBP, BBP, DEHP, DIBP, and 0.01% for cadmium, or qualify for an exemption to these limits as defined in the Annexes of Directive 2011/65/EU (RoHS2). Finished electrical and electronic equipment products will be CE marked as required by Directive 2011/65/EU. Components may not be CE marked. Additionally, the part numbers that TE has identified as EU ELV compliant have a maximum concentration of 0.1% by weight in homogenous



materials for lead, hexavalent chromium, and mercury, and 0.01% for cadmium, or qualify for an exemption to these limits as defined in the Annexes of Directive 2000/53/EC (ELV). Regarding the REACH Regulation, the information TE provides on SVHC in articles for this part number is based on the latest European Chemicals Agency (ECHA) 'Guidance on requirements for substances in articles' posted at this URL: <https://echa.europa.eu/guidance-documents/guidance-on-reach>

Compatible Parts



TE Part # 102320-1
UNIVERSAL HEADER LATCH



TE Part # 2-1658527-8
622-3441LF=FSKT IDC S 34 30AU




TE Part # 1658528-6
636-3441LF FEM SOCKT,LEAD FREE

Also in the Series | AMP-LATCH Universal Headers

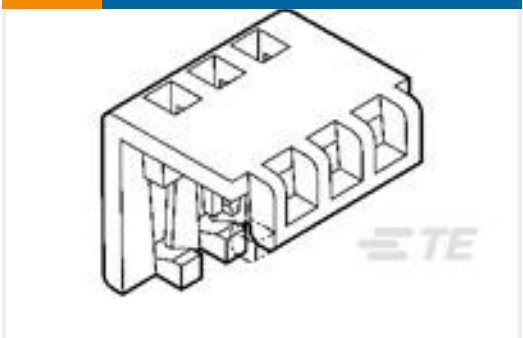


Ribbon Cable Connectors(525)




Ribbon Connector Accessories(13)


Customers Also Bought




TE Part #643075-3
03P MTA100 MOLDED COVER




TE Part #3-641126-5
05P MTA100 HDR ASY FL/STR LF



TE Part #1-5177983-4
0.8FH,R05H.5,100,15/Sn,TU



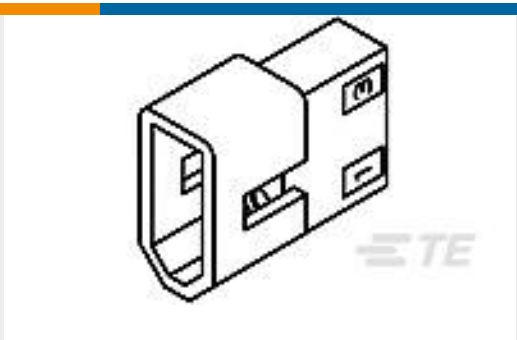
TE Part #5-103908-3
04 MTE HDR SRST LATCH W/HLDWN




TE Part #2065769-1
Zd Plus 2 pair receptacle assy



TE Part #770333-1
03P .062 COMM P&S RECPT



TE Part #770331-1
03P .062 COMM P&S PLUG



TE Part #104128-3
016 LOPRO HDR SP 30DP LATCH



Documents

Product Drawings

034 UNIV HDR SP 4S 30DP STD L1

English

CAD Files

3D PDF

3D

Customer View Model

ENG_CVM_CVM_102321-8_G.2d_dxf.zip

English

Customer View Model

ENG_CVM_CVM_102321-8_G.3d_igs.zip

English

Customer View Model

ENG_CVM_CVM_102321-8_G.3d_stp.zip

English

By downloading the CAD file I accept and agree to the [Terms and Conditions](#) of use.

Product Specifications

Product Specification

English

Product Environmental Compliance

Product Compliance

English

Product Compliance

English

Instruction Sheets

Instruction Sheet (U.S.)

English

AMP INSTALLATION PROCEDURES FOR AMP-LATCH UNIVERSAL HEADER ASSEMBLIE

English

Agency Approvals

Agency Approval Document



English