



actual size

Oscillator JO22H · 1.8 V

- High Stability Oscillator with Stop Function · 2.5 x 2.0 mm
- Stability suitable for wireless application (Bluetooth, WiFi etc.)
- LVCMOS / HCMOS compatible output
- Low phase jitter, no PLL
- Flat seam sealed ceramic/metal package



RoHS compliant



Pb free



REACH compliant



Conflict mineral free

GENERAL DATA		JO22H 1.8 V
TYPE	JO22H 1.8 V	
frequency range	9.5 ~ 54.0 MHz (15 pF max.)	
frequency stability over all*	± 10ppm ~ ± 20ppm see table 1	
current consumption	4 mA max.	
supply voltage V _{DC}	1.8 V ± 5%	
temperature	operating	-20 °C ~ +70 °C / -40 °C ~ +85 °C
	storage	-40 °C ~ +85 °C
output	rise & fall time	5 nsec max.
	load max.	15 pF
	current max.	4.0 mA
	low level max.	0.4 V
	high level min.	V _{DC} - 0.4 V
output enable time max.	3 ms	
output disable time max.	250 ns	
start-up time max.	3 ms	
standby function	stop	
standby current max.	5 µA	
phase jitter 12 kHz ~20 MHz	< 1.0 ps RMS	
symmetry at 0.5 x V _{DC}	45% ~ 55% max.	

* includes stability at 25 °C, operating temp. range, supply voltage change, shock and vibration, aging 1st year.

TABLE 1: FREQUENCY STABILITY CODE

stability code	D ± 20 ppm	E ±15 ppm	F ± 10 ppm
-20 °C ~ +70 °C	○	○	○
-40 °C ~ +85 °C	○	○	△

○ available △ ask, if available

TABLE 2: RISE & FALL TIME MAX.

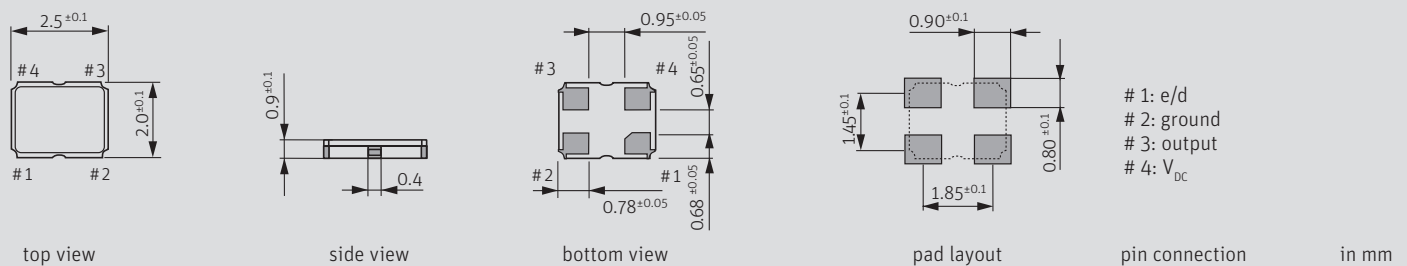
5 ns: 9.5 ~ 54.0 MHz	note: - specific data on request - rise time: 0.2 V _{DC} ~ 0.8 V _{DC} - fall time: 0.8 V _{DC} ~ 0.2 V _{DC}
----------------------	----------------------------------------------------------------------------------------------------------------------------------------------------------------

ENABLE / DISABLE FUNCTION

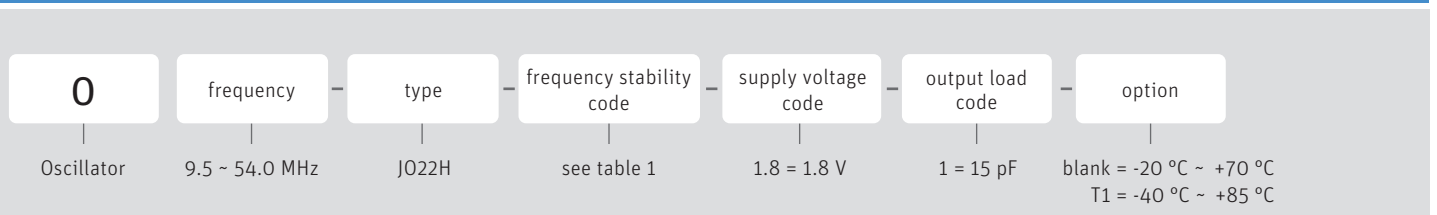
pin #1 (e/d control)	pin #3 (output)
open	active
high "1" (V _{IH} ≥ 0.7 V _{DC})	active
low "0" (V _{IL} ≤ 0.3 V _{DC})	high impedance

stop function:
 • oscillator stops
 • output high impedance

DIMENSIONS



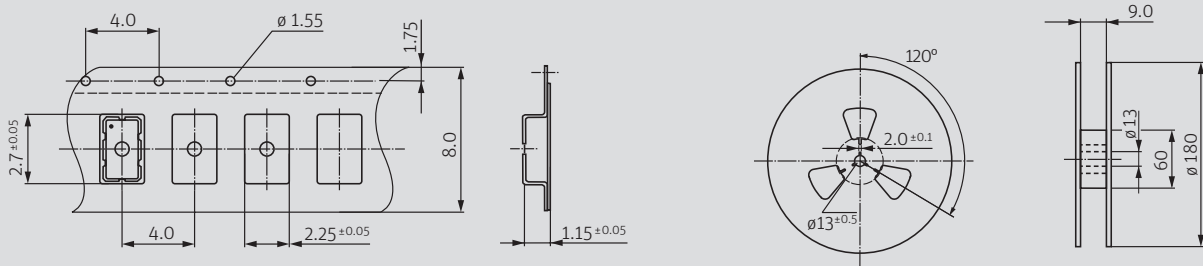
ORDER INFORMATION



Example: 0 20.0-JO22H-E-1.8-1-T1-LF (Suffix LF = RoHS compliant / Pb free)

Oscillator J022H · 1.8 V · Low Power

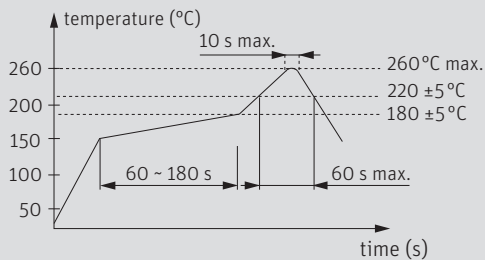
TAPING SPECIFICATION



500 pcs per reel, 1000 pcs per reel on request Feeding →

in mm

REFLOW SOLDERING PROFILE



note: parts are also suitable for soldering systems with lead (Pb) content

MARKING

frequency

company stability code / date code

date code: A ~ M: Jan. - Dec.

1: 2021 2: 2022 3: 2023 4: 2024 5: 2025 6: 2026

Jan.	Febr.	Mar.	Apr.	May	June
A	B	C	D	E	F
July	Aug.	Sept.	Oct.	Nov.	Dec.
G	H	J	K	L	M

PACKAGING NOTE

- standard packing unit is 500 pieces per reel
- non-multiple packing units are only supplied taped / bulk