



AMP-LATCH | AMP-LATCH Universal Headers

TE Internal #: 1-5499345-0  
Ribbon Cable Connectors, Board-to-Board, 50 Position, 2.54 mm [.1 in] Centerline, Right Angle, Through Hole - Solder, AMP-LATCH Universal Headers

[View on TE.com >](#)

Connectors > PCB Connectors > Wire-to-Board Connectors > FFC, FPC & Ribbon Connectors > Ribbon Cable Connectors > AMP-LATCH UNIVERSAL HEADERS



Connector System: **Board-to-Board**  
Number of Positions: **50**  
Centerline (Pitch): **2.54 mm [.1 in]**  
PCB Mount Retention: **Without**  
PCB Mount Orientation: **Right Angle**

[All AMP-LATCH UNIVERSAL HEADERS \(525\)](#)

Features

Product Type Features

Ribbon Cable Connector Header Type	Universal Ejection Pin Headers
Connector Mating Latch & Lock Type	Short
Connector Product Type	Connector Assembly
Connector System	Board-to-Board
Connector & Housing Type	Plug
Connector & Contact Terminates To	Printed Circuit Board

Configuration Features

Number of Positions	50
PCB Mount Orientation	Right Angle
Number of Rows	2

Electrical Characteristics

Insulation Resistance	5000 MΩ
-----------------------	---------



Operating Voltage	250 VAC
Body Features	
Primary Product Color	Black
Connector Profile	Standard
Contact Features	
Mating Square Post Dimension	.64 mm[.025 in]
PCB Contact Termination Area Plating Material Thickness	2.54 µm[100 µin]
Contact Type	Pin
Contact Mating Area Plating Material Thickness	.76 µm[30 µin]
Contact Mating Area Plating Material	Gold
Contact Shape & Form	Square
PCB Contact Termination Area Plating Material	Tin
Contact Base Material	Brass
Contact Current Rating (Max)	1 A
Termination Features	
Round Termination Post & Tail Diameter	.64 mm[.025 in]
Termination Post & Tail Length	2.79 mm[.11 in]
Termination Method to Printed Circuit Board	Through Hole - Solder
Mechanical Attachment	
Mating Alignment	With
PCB Mount Alignment	Without
Panel Mount Feature	Without
PCB Mount Retention	Without
Mating Alignment Type	Center, Dual Polarizing Bar
Mating Retention	With
Mating Retention Type	Ejection Latch
Connector Mounting Type	Board Mount
Housing Features	
Housing Material	Glass Filled Nylon/Polyester
Centerline (Pitch)	2.54 mm[.1 in]
Dimensions	
Shrouded End Dimension	3.81 mm[.15 in]



Connector Length	82.8 mm[3.26 in]
Connector Height	13.94 mm[.548 in]
PCB Thickness (Recommended)	1.57 mm[.062 in]
Row-to-Row Spacing	2.54 mm[.1 in]

Usage Conditions

Housing Temperature Rating	Standard
Operating Temperature Range	-65 – 105 °C[-85 – 221 °F]

Operation/Application

Circuit Application	Signal
---------------------	--------

Industry Standards

UL Flammability Rating	UL 94V-0
------------------------	----------

Packaging Features

Packaging Quantity	24
Packaging Method	Tray

Product Compliance

For compliance documentation, visit the product page on TE.com>

EU RoHS Directive 2011/65/EU	Compliant
EU ELV Directive 2000/53/EC	Compliant
China RoHS 2 Directive MIIT Order No 32, 2016	No Restricted Materials Above Threshold
EU REACH Regulation (EC) No. 1907/2006	Current ECHA Candidate List: JUNE 2023 (235) Candidate List Declared Against: JUNE 2023 (235) Does not contain REACH SVHC
Halogen Content	Not Low Halogen - contains Br or Cl > 900 ppm.
Solder Process Capability	Wave solder capable to 265°C









Product Compliance Disclaimer

This information is provided based on reasonable inquiry of our suppliers and represents our current actual knowledge based on the information they provided. This information is subject to change. The part numbers that TE has identified as EU RoHS compliant have a maximum concentration of 0.1% by weight in homogenous materials for lead, hexavalent chromium, mercury, PBB, PBDE, DBP, BBP, DEHP, DIBP, and 0.01% for cadmium, or qualify for an exemption to these limits as defined in the Annexes of Directive 2011/65/EU (RoHS2). Finished electrical and electronic equipment products will be CE marked as required by Directive 2011/65/EU. Components may not be CE marked. Additionally, the part numbers that TE has identified as EU ELV compliant have a maximum concentration of 0.1% by weight in homogenous materials for lead, hexavalent chromium, and mercury, and 0.01% for cadmium, or qualify for an exemption to these limits as defined in the Annexes of Directive 2000/53/EC (ELV). Regarding the REACH Regulation, the information TE provides





on SVHC in articles for this part number is based on the latest European Chemicals Agency (ECHA) ‘Guidance on requirements for substances in articles’ posted at this URL: <https://echa.europa.eu/guidance-documents/guidance-on-reach>



Compatible Parts

 TE Part # 1-1658622-0 50 NOVO MIL/CTR 30DP,LEAD FREE	 TE Part # 1-1658620-0 50 NOVO MIL 15DP, LEAD FREE	 TE Part # 1-1658621-0 50 NOVO MIL/CTR 15DP,LEAD FREE	 TE Part # 1-1658623-0 50 NOVO MIL 30DP, LEAD FREE
 TE Part # 2-1658526-3 609-5030LF FEM SOCKET,LEAD FREE	 TE Part # 1-1658527-4 622-5030LF FEM SOCKET,LEAD FREE	 TE Part # 1-1658624-0 050 NOVO DUAL 30DP FT	 TE Part # 2-1658528-0 636-5030LF=FEM SKT BLADE POL 1

Also in the Series | AMP-LATCH Universal Headers

 Ribbon Cable Connectors(525)	 Ribbon Connector Accessories(13)
---------------------------------------------------------------------------------------------------------------------	-------------------------------------------------------------------------------------------------------------------------

Customers Also Bought

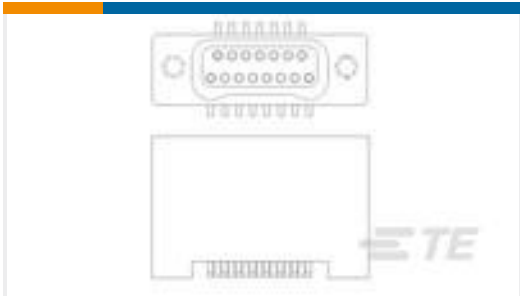
 TE Part #6609015-5 6EF1F=F7325 S0	 TE Part #3-1609115-4 10EGG1-1=F8227	 TE Part #5103309-3 A/L LOW PRO HDR 16P VERT BLACK	 TE Part #1658623-8 34 NOVO MIL 30DP, LEAD FREE
-----------------------------------------------------------------------------------------------------------------------------	-------------------------------------------------------------------------------------------------------------------------------	-----------------------------------------------------------------------------------------------------------------------------------------------	--------------------------------------------------------------------------------------------------------------------------------------------



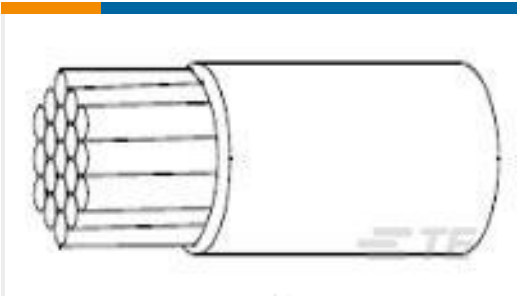
TE Part #51863  
TERM, R, PIDG, 22-16/22-18, #6(M3.5)




TE Part #102154-3  
016 UNIV HDR SP 4S 30DP STD



TE Part #2-1589486-9  
STM025L82CN = SMT CONN



TE Part #639599-000  
22759/33-30-5



TE Part #530340-3  
2 ROW BOX RECP 50 POS STAG



TE Part #RE11-442S  
PLUG ASSY

Documents

Product Drawings

A/L UNIV HDR 50P RA SHT LAT

English

CAD Files

3D PDF

3D

Customer View Model

ENG\_CVM\_CVM\_1-5499345-0\_C.2d\_dxf.zip

English

Customer View Model

ENG\_CVM\_CVM\_1-5499345-0\_C.3d\_igs.zip

English

Customer View Model

ENG\_CVM\_CVM\_1-5499345-0\_C.3d\_stp.zip

English

By downloading the CAD file I accept and agree to the [Terms and Conditions](#) of use.

Datasheets & Catalog Pages

Ribbon Cable Interconnect Solutions

English

Product Specifications

Product Specification

English