



RAST

TE Internal #: 1394918-6

Standard Edge Connectors, Wire-to-Board, 6 Position, .197 in [5 mm] Centerline, Insulation Displacement (IDC), 1 Row, Gray, PA 6.6, Fully Loaded

[View on TE.com >](#)

Connectors > PCB Connectors > Card Edge Connectors > Standard Edge Connectors



Connector System: **Wire-to-Board**
Number of Positions: **6**
Centerline (Pitch): **5 mm [.197 in]**
Termination Method to Wire & Cable: **Insulation Displacement (IDC)**
Number of Rows: **1**

Features

Product Type Features

Connector System	Wire-to-Board
Connector & Housing Type	Receptacle
Connector & Contact Terminates To	Printed Circuit Board

Configuration Features

Card Entry Style	Side
Compatible With Wire & Cable Type	Discrete Wire
Number of Positions	6
Number of Rows	1
Connector Contact Load Condition	Fully Loaded
PCB Mount Orientation	Right Angle

Electrical Characteristics

Operating Voltage	250 VAC
-------------------	---------

Body Features

Primary Product Color	Gray
-----------------------	------



Contact Features

Contact Retention Within Housing	With
Contact Type	Socket
Contact Mating Area Plating Material Thickness	3 – 6 µm[196.849 – 472.439 µin]
Contact Mating Area Plating Material	Tin
PCB Contact Termination Area Plating Material	Tin
Contact Base Material	Copper Nickel Silicon
Contact Current Rating (Max)	6 A

Termination Features

Termination Method to Wire & Cable	Insulation Displacement (IDC)
------------------------------------	-------------------------------

Mechanical Attachment

Mating Retention	With
Mating Alignment	Without
Contact Retention Type Within Housing	Locking Lance
PCB Mount Alignment	With
PCB Mount Retention	Without
Connector Mounting Type	Cable Mount (Free-Hanging)

Housing Features

Housing Entry Configuration	Both Ends Open
Centerline (Pitch)	5 mm[.197 in]
Housing Material	PA 6.6

Dimensions

Connector Height	7.3 mm[.287 in]
PCB Thickness (Recommended)	1.5 mm[.059 in]
Compatible Insulation Diameter Range	2.2 mm[.087 in]
Wire Size	.35 – .5 mm ²

Usage Conditions

Operating Temperature Range	-40 – 110 °C[-40 – 230 °F]
-----------------------------	----------------------------

Operation/Application

Circuit Application	Power
---------------------	-------

Industry Standards

--	--



Agency/Standard	UL
UL Flammability Rating	UL 94V-0

Packaging Features

Packaging Quantity	1232
Packaging Method	Tray

Product Compliance

For compliance documentation, visit the product page on TE.com>


EU RoHS Directive 2011/65/EU	Compliant
EU ELV Directive 2000/53/EC	Compliant
China RoHS 2 Directive MIIT Order No 32, 2016	No Restricted Materials Above Threshold
EU REACH Regulation (EC) No. 1907/2006	Current ECHA Candidate List: JUNE 2023 (235) Candidate List Declared Against: JUNE 2023 (235) Does not contain REACH SVHC
Halogen Content	Low Halogen - Br, Cl, F, I < 900 ppm per homogenous material. Also BFR/CFR/PVC Free
Solder Process Capability	Not applicable for solder process capability

Product Compliance Disclaimer


This information is provided based on reasonable inquiry of our suppliers and represents our current actual knowledge based on the information they provided. This information is subject to change. The part numbers that TE has identified as EU RoHS compliant have a maximum concentration of 0.1% by weight in homogenous materials for lead, hexavalent chromium, mercury, PBB, PBDE, DBP, BBP, DEHP, DIBP, and 0.01% for cadmium, or qualify for an exemption to these limits as defined in the Annexes of Directive 2011/65/EU (RoHS2). Finished electrical and electronic equipment products will be CE marked as required by Directive 2011/65/EU. Components may not be CE marked. Additionally, the part numbers that TE has identified as EU ELV compliant have a maximum concentration of 0.1% by weight in homogenous materials for lead, hexavalent chromium, and mercury, and 0.01% for cadmium, or qualify for an exemption to these limits as defined in the Annexes of Directive 2000/53/EC (ELV). Regarding the REACH Regulation, the information TE provides on SVHC in articles for this part number is based on the latest European Chemicals Agency (ECHA) 'Guidance on requirements for substances in articles' posted at this URL: <https://echa.europa.eu/guidance-documents/guidance-on-reach>

Compatible Parts







TE Part # 1534415-2
DUOPL POW FEM CON2P




TE Part # 1394918-2
DUOPLG5.0 BU-STE 2P




TE Part # 1394918-3
DUOPLG5.0 BU-STE 3P




TE Part # 1534415-4
DUOPL POW FEM CON4P



TE Part # 1534415-6
DUOPL POW FEM CON6P



TE Part # 1394918-4
DUOPLG5.0 BU-STE 4P



TE Part # 1394918-5
DUOPLG5.0 BU-STE 5P



TE Part # 2-1394918-2
DUOPLG5.0 BU-STE 2P



TE Part # 1-1534415-2
DUOPL POW FEM CON2P



TE Part # 1394918-7
DUOPLG5.0 BU-STE 7P

Customers Also Bought



TE Part #1487587-1
USB, A-B, 28/26, WHITE, 1.0M



TE Part #172333-1
MINI UNIVERSAL M-N-L HOUSING



TE Part #180429-2
250 FASTON, FLAG, REC., 17-14 AWG, TPBR



TE Part #640715-1
06P UMNL STR/REL



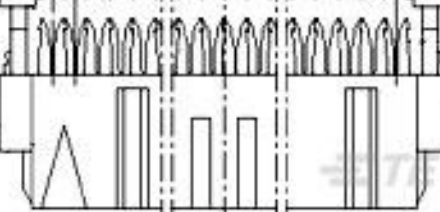
TE Part #7-520366-2
ULTRAFAST 110 ASSY REC 26-22 TPBR LP



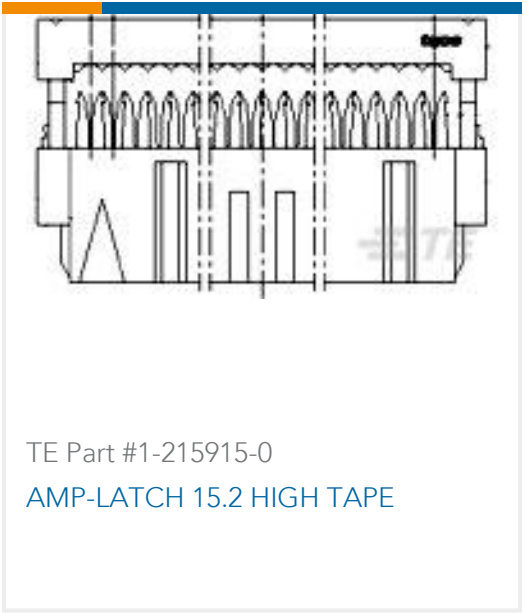
TE Part #322447
TERMINAL, SOLIS R 12-10 4



TE Part #4-2213767-3
AV19 DPM 5A MOVE RING LED WHITE 24V



TE Part #1-215915-4
AMP-LATCH 15.2 HIGH TAPE



Documents

Product Drawings

DUOPLG5.0 BU-STE 6P

English

CAD Files

Customer View Model

ENG_CVM_CVM_1394918-6_F.2d_dxf.zip

English

3D PDF

3D

Customer View Model

ENG_CVM_CVM_1394918-6_F.3d_igs.zip

English

Customer View Model

ENG_CVM_CVM_1394918-6_F.3d_stp.zip

English

By downloading the CAD file I accept and agree to the [Terms and Conditions](#) of use.

Datasheets & Catalog Pages

RAST Connector System Catalog

English

Product Specifications

Application Specification

English