



Connectors > Rectangular Connectors > Connector Contacts



Contact Type: **Socket**
Contact Mating Area Plating Material: **Silver**
Wire Contact Termination Area Plating Material: **Silver**
Wire Size: **25 mm²**

Features

Product Type Features

Discrete Wire Type	Solid or Stranded
Sealable	No
Connector & Contact Terminates To	Wire & Cable

Contact Features

Contact Mating Area Plating Material Finish	Bright
Contact Underplating Material	Copper
Contact Type	Socket
Contact Mating Area Plating Material	Silver
Wire Contact Termination Area Plating Material	Silver
Contact Base Material	Copper Alloy
Contact Current Rating (Max)	70 A

Termination Features

Termination Method to Wire & Cable	Crimp
------------------------------------	-------

Dimensions

Wire Size	25 mm²
-----------	--------



Operation/Application

Compatible With Wire Base Material	Copper
Circuit Application	Power

Product Compliance

For compliance documentation, visit the product page on TE.com>


EU RoHS Directive 2011/65/EU	Compliant with Exemptions
EU ELV Directive 2000/53/EC	Compliant with Exemptions
China RoHS 2 Directive MIIT Order No 32, 2016	Restricted Materials Above Threshold
EU REACH Regulation (EC) No. 1907/2006	Current ECHA Candidate List: JUNE 2023 (235) Candidate List Declared Against: JUNE 2023 (235) SVHC > Threshold: Pb (3.7% in Component Part) Article Safe Usage Statements: Do not eat, drink or smoke when using this product. Wash thoroughly after handling. Recycle if possible and dispose of the article by following all applicable governmental regulations relevant to your geographic location.
Halogen Content	Low Halogen - Br, Cl, F, I < 900 ppm per homogenous material. Also BFR/CFR/PVC Free
Solder Process Capability	Not reviewed for solder process capability

Product Compliance Disclaimer


This information is provided based on reasonable inquiry of our suppliers and represents our current actual knowledge based on the information they provided. This information is subject to change. The part numbers that TE has identified as EU RoHS compliant have a maximum concentration of 0.1% by weight in homogenous materials for lead, hexavalent chromium, mercury, PBB, PBDE, DBP, BBP, DEHP, DIBP, and 0.01% for cadmium, or qualify for an exemption to these limits as defined in the Annexes of Directive 2011/65/EU (RoHS2). Finished electrical and electronic equipment products will be CE marked as required by Directive 2011/65/EU. Components may not be CE marked. Additionally, the part numbers that TE has identified as EU ELV compliant have a maximum concentration of 0.1% by weight in homogenous materials for lead, hexavalent chromium, and mercury, and 0.01% for cadmium, or qualify for an exemption to these limits as defined in the Annexes of Directive 2000/53/EC (ELV). Regarding the REACH Regulation, the information TE provides on SVHC in articles for this part number is based on the latest European Chemicals Agency (ECHA) 'Guidance on requirements for substances in articles' posted at this URL: <https://echa.europa.eu/guidance-documents/guidance-on-reach>

Compatible Parts







TE Part # T2111020201-007
HMN-002-FC




TE Part # T2400001250-000
CSM-25




TE Part # T2111020201-000
HMN-002-FC



TE Part # T2111020201-001
HMN-002-FC,NO LOGO




TE Part # T2400001250-100
CSM-25,2.2mm SHORTER,SILVER
PLATING




TE Part # T3100000034-000
REMOV-HMN-002


Customers Also Bought




TE Part #206070-8
CABLE CLAMP KIT #17




TE Part #DT04-2P
REC, 2P, GRY, N




TE Part #DT06-2S
PLG, 2P, GRY, N




TE Part #W2S
Wedgelocks: DEUTSCH DT



TE Part #0462-201-16141
DEUTSCH Solid Contacts



TE Part #282104-1
AMP SUPERSEAL 1.5MM,
CONNECTOR HOUSING



TE Part #281934-2
SINGLE WIRE SEAL

Documents

Product Drawings

CSF-25

English

CAD Files

3D PDF

3D

Customer View Model

ENG_CVM_CVM_T2400002250-000_A.2d_dxf.zip



English

Customer View Model

[ENG_CVM_CVM_T2400002250-000_A.3d_igs.zip](#)

English

Customer View Model

[ENG_CVM_CVM_T2400002250-000_A.3d_stp.zip](#)

English

By downloading the CAD file I accept and agree to the [Terms and Conditions](#) of use.

Datasheets & Catalog Pages

Heavy Duty Connectors

English

HEAVY DUTY CONNECTORS

English

Product Specifications

Application Specification

English

Product Environmental Compliance

Product Compliance

English

Product Compliance

English