



AMP-LATCH | AMP-LATCH Universal Headers

TE Internal #: 5102156-8
Ribbon Cable Connectors, Wire-to-Board, 34 Position, 2.54 mm [.1 in] Centerline, Vertical, Through Hole - Solder, 2 Row, AMP-LATCH Universal Headers

[View on TE.com >](#)

Connectors > PCB Connectors > Wire-to-Board Connectors > FFC, FPC & Ribbon Connectors > Ribbon Cable Connectors > AMP-LATCH UNIVERSAL HEADERS



Connector System: **Wire-to-Board**
Number of Positions: **34**
Centerline (Pitch): **2.54 mm [.1 in]**
PCB Mount Retention: **Without**
PCB Mount Orientation: **Vertical**

[All AMP-LATCH UNIVERSAL HEADERS \(525\)](#)

Features

Product Type Features

Ribbon Cable Connector Header Type	Universal Ejection Pin Headers
Connector Product Type	Connector Assembly
Connector System	Wire-to-Board
Connector & Housing Type	Plug
Connector & Contact Terminates To	Printed Circuit Board

Configuration Features

Number of Positions	34
PCB Mount Orientation	Vertical
Number of Rows	2

Electrical Characteristics

Insulation Resistance	5000 MΩ
Operating Voltage	250 VAC



Body Features

Primary Product Color	Black
Connector Profile	Standard

Contact Features

Mating Square Post Dimension	.64 mm[.025 in]
PCB Contact Termination Area Plating Material Thickness	2.54 µm[100 µin]
Contact Type	Pin
	30 µin
Contact Mating Area Plating Material	Gold, Gold Flash over Palladium Nickel
Contact Shape & Form	Square
Contact Underplating Material	Nickel
PCB Contact Termination Area Plating Material	Tin
Contact Base Material	Phosphor Bronze
Contact Current Rating (Max)	1 A

Termination Features

Round Termination Post & Tail Diameter	.64 mm[.025 in]
Termination Post & Tail Length	3.94 mm[.155 in]
Termination Method to Printed Circuit Board	Through Hole - Solder

Mechanical Attachment

Mating Alignment	With
PCB Mount Alignment	Without
Panel Mount Feature	Without
PCB Mount Retention	Without
Mating Alignment Type	Center, Dual Polarizing Bar
Mating Retention	With
Mating Retention Type	Ejection Latch
Connector Mounting Type	Board Mount

Housing Features

Mating Entry Location	Top
Housing Material	Nylon - GF
Centerline (Pitch)	2.54 mm[.1 in]

Dimensions



Shrouded End Dimension	3.81 mm[.15 in]
Connector Length	62.48 mm[2.46 in]
Connector Height	13.94 mm[.55 in]
PCB Thickness (Recommended)	3.18 mm[.125 in]
Row-to-Row Spacing	2.54 mm[.1 in]

Usage Conditions

Housing Temperature Rating	High
Operating Temperature Range	-65 – 105 °C[-85 – 221 °F]

Operation/Application

Circuit Application	Signal
---------------------	--------

Industry Standards

UL Flammability Rating	UL 94V-0
------------------------	----------

Packaging Features

Packaging Quantity	50
Packaging Method	Tray

Other

Wire-to-Board Connector Comment	For Use With AMP-Latch Receptacle
---------------------------------	-----------------------------------

Product Compliance

For compliance documentation, visit the product page on [TE.com](#)>

EU RoHS Directive 2011/65/EU	Compliant
EU ELV Directive 2000/53/EC	Compliant
China RoHS 2 Directive MIIT Order No 32, 2016	No Restricted Materials Above Threshold
EU REACH Regulation (EC) No. 1907/2006	Current ECHA Candidate List: JUNE 2023 (235) Candidate List Declared Against: JUNE 2023 (235) Does not contain REACH SVHC
Halogen Content	Not Low Halogen - contains Br or Cl > 900 ppm.
Solder Process Capability	Wave solder capable to 265°C

Product Compliance Disclaimer

This information is provided based on reasonable inquiry of our suppliers and represents our current actual knowledge based on the information they provided. This information is subject to change. The part numbers that TE has identified as EU RoHS compliant have a maximum concentration of 0.1% by weight in homogenous materials for lead, hexavalent





chromium, mercury, PBB, PBDE, DBP, BBP, DEHP, DIBP, and 0.01% for cadmium, or qualify for an exemption to these limits as defined in the Annexes of Directive 2011/65/EU (RoHS2). Finished electrical and electronic equipment products will be CE marked as required by Directive 2011/65/EU. Components may not be CE marked. Additionally, the part numbers that TE has identified as EU ELV compliant have a maximum concentration of 0.1% by weight in homogenous materials for lead, hexavalent chromium, and mercury, and 0.01% for cadmium, or qualify for an exemption to these limits as defined in the Annexes of Directive 2000/53/EC (ELV). Regarding the REACH Regulation, the information TE provides on SVHC in articles for this part number is based on the latest European Chemicals Agency (ECHA) 'Guidance on requirements for substances in articles' posted at this URL: <https://echa.europa.eu/guidance-documents/guidance-on-reach>

Compatible Parts


 <p>TE Part # 499252-6 034 STRAIN RELIEF A-L RCPT</p>	 <p>TE Part # 3-1437021-2 609-3431HD=FSKT IDC S 34 SR</p>	 <p>TE Part # 1658621-8 34 NOVO MIL/CTR 15DP,LEAD FREE</p>	 <p>TE Part # 1-1658526-8 609-3430LF FEM SOCKET,LEAD FREE</p>
 <p>TE Part # 1658622-8 34 NOVO MIL/CTR 30DP,LEAD FREE</p>	 <p>TE Part # 1658620-8 34 NOVO MIL 15DP, LEAD FREE</p>	 <p>TE Part # 1658623-8 34 NOVO MIL 30DP, LEAD FREE</p>	 <p>TE Part # 1-1658526-9 609-3441LF FEM SOCKET,LEAD FREE</p>
 <p>TE Part # 1658624-8 034 NOVO DUAL 30DP FT</p>	 <p>TE Part # 2-1658527-8 622-3441LF=FSKT IDC S 34 30AU</p>	 <p>TE Part # 3-6437021-6 609-3441CELF=FSKT IDC S 34 30A</p>	 <p>TE Part # 1658528-6 636-3441LF FEM SOCKET,LEAD FREE</p>

Also in the Series | AMP-LATCH Universal Headers


 <p>Ribbon Cable Connectors(525)</p>	 <p>Ribbon Connector Accessories(13)</p>
---	--




Customers Also Bought




TE Part #2-5747705-1
37 PLUG SP/FMS SCRLK



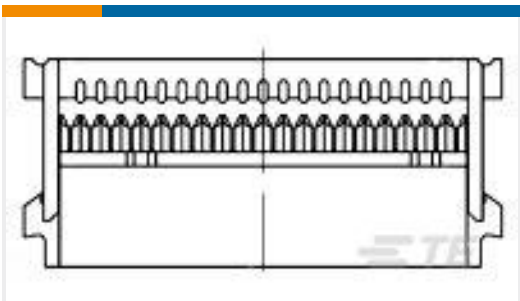
TE Part #1-5102156-0
AMP-LATCH UNIVERSAL HEADERS




TE Part #102241-4
06 MODIV HSG COMP SR .100 POL




TE Part #5-102202-5
08 MODII HDR SRST SHRD LF




TE Part #3-1437020-9
609-1041=FSKT IDC S 10 30AU PL




TE Part #650945-5
064 EURO TYPE C PIN ST ASSY



TE Part #9-2176415-3
8W STD M/OX 5% 200K



TE Part #1-5849587-9
RECEPTACLE



TE Part #6766070-1
CONNECTOR, PIN, DOMINO

Documents

Product Drawings
A/L UNIV HDR 34P VERT

English

CAD Files
3D PDF
3D
Customer View Model
ENG_CVM_CVM_5102156-8_C.2d_dxf.zip
English
Customer View Model
ENG_CVM_CVM_5102156-8_C.3d_igs.zip
English
Customer View Model
ENG_CVM_CVM_5102156-8_C.3d_stp.zip
English

By downloading the CAD file I accept and agree to the Terms and Conditions of use.



Datasheets & Catalog Pages

AMPMODU_INTERCONNECTION_SYSTEM_SECTION5

English

Ribbon Cable Interconnect Solutions

English

Product Specifications

Product Specification

English

Agency Approvals

Agency Approval Document

English