



Connectors > D-Shaped Connectors > D-Sub Connectors > PCB D-Sub Connectors > D-Sub Receptacle Assembly: Right Angle, Shell Size 4, 2.77mm



Connector & Housing Type: **Receptacle**

Connector System: **Board-to-Board**

Number of Positions: **37**

Centerline (Pitch): **2.77 mm [.109 in]**

Number of Rows: **2**

[All D-Sub Receptacle Assembly: Right Angle, Shell Size 4, 2.77mm \(20\)](#)

Features

Product Type Features

Shell Material Configuration	Full Metal Shell
Connector & Housing Type	Receptacle
Connector System	Board-to-Board
Connector Shell Size	4
Connector & Contact Terminates To	Printed Circuit Board

Configuration Features

Number of Positions	37
Number of Rows	2
PCB Mount Orientation	Right Angle

Body Features

Insert Material	Thermoplastic
Shell Plating Material	Tin
Primary Product Color	Black
Connector Profile	Standard

Contact Features

	30 μin
Contact Mating Area Plating Material	Gold, Gold Flash over Palladium Nickel



Contact Underplating Material	Nickel, Palladium Nickel
PCB Contact Termination Area Plating Material	Tin
Contact Base Material	Phosphor Bronze
Contact Shape & Form	Square
Contact Current Rating (Max)	6 A

Termination Features

Square Termination Post & Tail Dimension	.63 mm[.025 in]
Termination Post & Tail Length	3.18 mm[.125 in]
Termination Method to Printed Circuit Board	Through Hole - Solder

Mechanical Attachment

Mounting Hole Diameter	3.05 mm[.12 in]
PCB Mount Retention	With
PCB Mount Retention Type	Mounting Hole
Mating Retention	With
Mating Retention Type	Mounting Screws
Connector Mounting Type	Board Mount

Housing Features

Shell Material	Steel
Housing Material	Thermoplastic
Centerline (Pitch)	2.77 mm[.109 in]

Dimensions

PCB Thickness (Recommended)	2.36 mm[.093 in]
Row-to-Row Spacing	2.84 mm[.112 in]

Usage Conditions

Operating Temperature Range	-55 – 105 °C[-67 – 221 °F]
-----------------------------	----------------------------

Operation/Application

Shielded	No
Circuit Application	Signal

Industry Standards

UL Flammability Rating	UL 94V-0
------------------------	----------

Packaging Features

--	--



Packaging Quantity	56
Packaging Method	Package

Other

D-Shaped Connectors Comment	All receptacles are preloaded with size 20 DF posted socket contacts
-----------------------------	----------------------------------------------------------------------

Product Compliance

For compliance documentation, visit the product page on TE.com>

EU RoHS Directive 2011/65/EU	Compliant
EU ELV Directive 2000/53/EC	Compliant
China RoHS 2 Directive MIIT Order No 32, 2016	No Restricted Materials Above Threshold
EU REACH Regulation (EC) No. 1907/2006	Current ECHA Candidate List: JUNE 2023 (235) Candidate List Declared Against: JUNE 2023 (235) Does not contain REACH SVHC
Halogen Content	Not Low Halogen - contains Br or Cl > 900 ppm.
Solder Process Capability	Wave solder capable to 265°C

Product Compliance Disclaimer

This information is provided based on reasonable inquiry of our suppliers and represents our current actual knowledge based on the information they provided. This information is subject to change. The part numbers that TE has identified as EU RoHS compliant have a maximum concentration of 0.1% by weight in homogenous materials for lead, hexavalent chromium, mercury, PBB, PBDE, DBP, BBP, DEHP, DIBP, and 0.01% for cadmium, or qualify for an exemption to these limits as defined in the Annexes of Directive 2011/65/EU (RoHS2). Finished electrical and electronic equipment products will be CE marked as required by Directive 2011/65/EU. Components may not be CE marked. Additionally, the part numbers that TE has identified as EU ELV compliant have a maximum concentration of 0.1% by weight in homogenous materials for lead, hexavalent chromium, and mercury, and 0.01% for cadmium, or qualify for an exemption to these limits as defined in the Annexes of Directive 2000/53/EC (ELV). Regarding the REACH Regulation, the information TE provides on SVHC in articles for this part number is based on the latest European Chemicals Agency (ECHA) 'Guidance on requirements for substances in articles' posted at this URL: <https://echa.europa.eu/guidance-documents/guidance-on-reach>

Compatible Parts

TE Part # CAT-AM7-H3
IDC D-Sub: Plug Assembly, Low Profile, Signal, 2.77 mm


TE Part # CAT-AM7-248H4
IDC D-Sub: Connector Kit, Plug, Wire to Wire, Signal, 2.77 mm

TE Part # CAT-AM7-248H3
IDC D-Sub: Plug Assembly, Wire to Wire, Signal, 2.77 mm

TE Part # 206509-1
SIZE 20 KEYING PLUG



Also in the Series | **AMPLIMITE HDP**



[D-Sub Connector Contacts\(6\)](#)



[PCB D-Sub Connectors\(83\)](#)

Customers Also Bought



TE Part #5208010-2
[HD-20 PLUG 50P VERT](#)




TE Part #5103308-2
[A/L LOW PRO HDR 14P VERT BLACK](#)




TE Part #2301838-1
[AMPL REC HD20, VERT, 9P, B/L,4-40 INS](#)




TE Part #531230-2
[SHUNT, .200 C/L,LP,2 POS, 15AU INS](#)



TE Part #2305217-1
[MICRO STACK REC ASSY 0.1 GOLD](#)



TE Part #2305218-1
[MICRO STACK HDR ASSY 6.75MM 0.1 GOLD](#)



TE Part #2305220-1
[MICRO STACK HDR ASSY 20MM 0.1 GOLD](#)

Documents

Product Drawings

[37 RCPT RA/MS 454](#)

English

CAD Files

[3D PDF](#)

3D

Customer View Model

[ENG_CVM_CVM_5745441-4_A.2d_dxf.zip](#)

English

Customer View Model

[ENG_CVM_CVM_5745441-4_A.3d_igs.zip](#)

English

Customer View Model

[ENG_CVM_CVM_5745441-4_A.3d_stp.zip](#)



English

By downloading the CAD file I accept and agree to the [Terms and Conditions](#) of use.

Datasheets & Catalog Pages
AMPLIMITE Subminiature D Connectors - Right-Angle Posted Connectors

English

Product Specifications
Application Specification

English

Product Environmental Compliance
Product Compliance

English

Product Compliance

English

Instruction Sheets
Instruction Sheet (U.S.)

English

Agency Approvals
UL Report

English