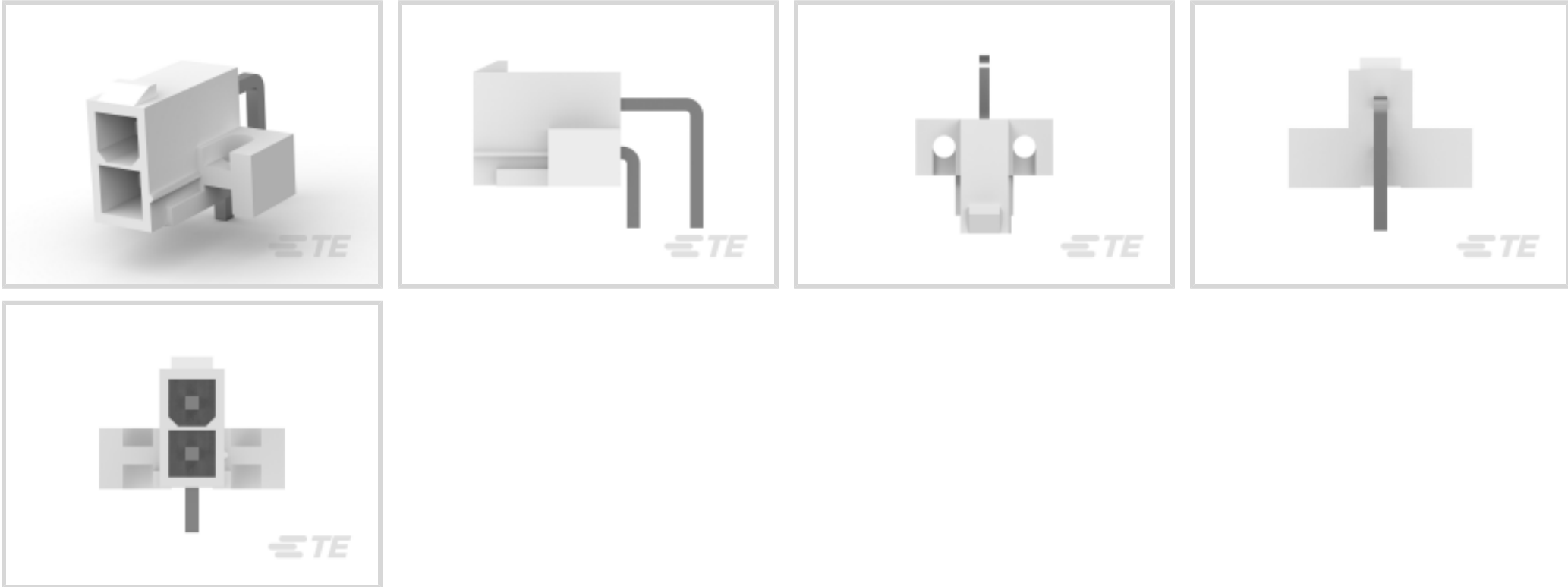




Connectors > Power Connectors > Rectangular Power > Rectangular Power Connectors



Rectangular Power Connector Type: **Header**

Connector & Housing Type: **Plug**

Connector System: **Wire-to-Board**

Number of Positions: **2**

Centerline (Pitch): **4.2 mm [.165 in]**

Features

Product Type Features

Rectangular Power Connector Type	Header
Connector & Housing Type	Plug
Connector System	Wire-to-Board
Sealable	No
Connector & Contact Terminates To	Printed Circuit Board

Configuration Features

Number of Positions	2
PCB Mount Orientation	Right Angle
Number of Power Positions	2
Number of Signal Positions	0
Number of Rows	2

Electrical Characteristics

Operating Voltage	600 VAC
-------------------	---------

Contact Features

--	--



Contact Layout	Inline
Contact Mating Area Plating Material	Tin
Contact Current Rating (Max)	9 A
Contact Retention Within Housing	Without
Contact Type	Pin
PCB Contact Termination Area Plating Material	Tin
Contact Mating Area Plating Material Thickness	2.03 μm[80 μin]

Termination Features

Termination Post & Tail Length	3.5 mm[.138 in]
Termination Method to Printed Circuit Board	Through Hole - Solder

Mechanical Attachment

Mating Alignment Type	Keyed
Mating Retention	With
Mating Alignment	With
PCB Mount Alignment	Without
PCB Mount Retention	With
PCB Mount Retention Type	Mounting Hole
Mating Retention Type	Latch
Connector Mounting Type	Board Mount

Housing Features

Centerline (Pitch)	4.2 mm[.165 in]
Housing Color	Natural
Housing Material	Nylon

Dimensions

Connector Height	9.8 mm[.386 in]
PCB Thickness (Recommended)	.06 mm[1.6 in]
Product Width	13 mm[.512 in]
Product Length	5.4 mm[.213 in]
Compatible Insulation Diameter Range	1.2 – 3.1 mm[.047 – .122 in]
Row-to-Row Spacing	4.2 mm[.165 in]

Usage Conditions

Operating Temperature Range	-40 – 105 °C[-40 – 221 °F]
-----------------------------	----------------------------



Operation/Application

Circuit Application	Power
---------------------	-------

Identification Marking

Circuit Identification Feature	With
--------------------------------	------

Industry Standards

CSA Rating	208567
UL Rating	Recognized
Agency/Standard	CSA, UL
Approved Standards	UL E28476
UL Flammability Rating	UL 94V-0
Glow Wire Rating	Standard Part - Not Glow Wire

Packaging Features

Packaging Method	Box & Tray, Tray
------------------	------------------

Product Compliance

For compliance documentation, visit the product page on TE.com>

EU RoHS Directive 2011/65/EU	Compliant
EU ELV Directive 2000/53/EC	Compliant
China RoHS 2 Directive MIIT Order No 32, 2016	No Restricted Materials Above Threshold
EU REACH Regulation (EC) No. 1907/2006	Current ECHA Candidate List: JUNE 2023 (235) Candidate List Declared Against: JUNE 2023 (235) Does not contain REACH SVHC
Halogen Content	Low Halogen - Br, Cl, F, I < 900 ppm per homogenous material. Also BFR/CFR/PVC Free
Solder Process Capability	Wave solder capable to 265°C

Product Compliance Disclaimer

This information is provided based on reasonable inquiry of our suppliers and represents our current actual knowledge based on the information they provided. This information is subject to change. The part numbers that TE has identified as EU RoHS compliant have a maximum concentration of 0.1% by weight in homogenous materials for lead, hexavalent chromium, mercury, PBB, PBDE, DBP, BBP, DEHP, DIBP, and 0.01% for cadmium, or qualify for an exemption to these limits as defined in the Annexes of Directive 2011/65/EU (RoHS2). Finished electrical and electronic equipment products will be CE marked as required by Directive 2011/65/EU. Components may not be CE marked. Additionally, the part numbers that TE has identified as EU ELV compliant have a maximum concentration of 0.1% by weight in homogenous materials for lead, hexavalent chromium, and mercury, and 0.01% for cadmium, or qualify for an exemption to these limits as defined in the Annexes of Directive 2000/53/EC (ELV). Regarding the REACH Regulation, the information TE provides on SVHC in articles for this part number is based on the latest European Chemicals Agency (ECHA) 'Guidance on



requirements for substances in articles’ posted at this URL: <https://echa.europa.eu/guidance-documents/guidance-on-reach>

Compatible Parts



TE Part # 1586019-2  
2P RCPT VAL-U-LOK V0




TE Part # 1969612-2  
2P FH PLUG VAL-U-LOK V0




TE Part # 1969613-2  
2P PM PLUG VAL-U-LOK V0

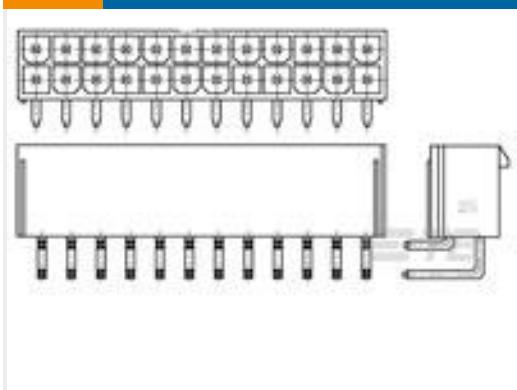
Customers Also Bought




TE Part #5788793-1  
09 HTMSFL PLUG RA 318 (SL,BL)




TE Part #9-215079-0  
MICRO-MATCH FOB.20P




TE Part #1586042-2  
2P VAL-U-LOK R/A HDR V0




TE Part #1-2176089-7  
RP 1J 0.166W 16K2 0.1% 25PPM 1K RL




TE Part #8-2176087-1  
RP 1J 0.166W 475R 0.1% 25PPM 1K RL




TE Part #1393586-3  
V23535A2200A 60=BKMOD421 HEADE



TE Part #1393558-4  
C42334A 421C 42 \*Z150



TE Part #1393558-6  
C42334A 421C 52 \*Z150



TE Part #4-1105051-2  
HN.D-C-BU.AU.1,5

Documents

Product Drawings  
2P VAL-U-LOK R/A HDR SCR MT V0  
English



CAD Files

3D PDF

3D

Customer View Model

ENG\_CVM\_CVM\_1586044-2\_A\_c-1586044-2-a.2d\_dxf.zip

English

Customer View Model

ENG\_CVM\_CVM\_1586044-2\_A\_c-1586044-2-a.3d\_igs.zip

English

Customer View Model

ENG\_CVM\_CVM\_1586044-2\_A\_c-1586044-2-a.3d\_stp.zip

English

By downloading the CAD file I accept and agree to the [Terms and Conditions](#) of use.

Datasheets & Catalog Pages

SOFT\_SHELL\_PIN\_AND\_SOCKET\_CONNECTORS\_CATALOG

English

Product Specifications

Application Specification

English

Agency Approvals

UL Report

English