



Connectors > Terminal Blocks & Strips > Barrier Strips



Connector System: **Wire-to-Wire**  
Number of Positions: **8**  
Centerline (Pitch): **10 mm [.394 in]**  
Number of Rows: **1**  
Operating Voltage: **250 V**

Features

Product Type Features

Block Style	None
Connector System	Wire-to-Wire
Connector & Contact Terminates To	Wire & Cable

Configuration Features

Number of Levels	1
Number of Positions	8
Number of Rows	1

Electrical Characteristics

Operating Voltage	250 V
-------------------	-------

Body Features

Quick Connect Tab Plating Material	Tin
Primary Product Color	Natural
Product Orientation	Right Angle



Contact Features

Contact Base Material	Brass
Contact Current Rating (Max)	30 A

Mechanical Attachment

Screw Plating Material	Zinc Chromate
Screw Material	Steel
Mounting Options	3.1mm Diameter Mounting Holes
Thread Size	M3
Connector Mounting Type	Panel Mount

Housing Features

Housing Material	Polyamide 6
Centerline (Pitch)	10 mm [.394 in]

Dimensions

Wire Size	.3 – 3 mm <sup>2</sup> , .3 – 6 mm <sup>2</sup>
-----------	---

Usage Conditions

Operating Temperature Range	-35 – 100 °C [-31 – 212 °F]
-----------------------------	-----------------------------

Operation/Application

Circuit Application	Power
---------------------	-------

Industry Standards

UL Flammability Rating	UL 94V-2
------------------------	----------

Packaging Features

Packaging Quantity	400
Packaging Method	Package

Product Compliance

For compliance documentation, visit the product page on TE.com>

EU RoHS Directive 2011/65/EU	Compliant with Exemptions
EU ELV Directive 2000/53/EC	Compliant with Exemptions
China RoHS 2 Directive MIIT Order No 32, 2016	Restricted Materials Above Threshold
EU REACH Regulation (EC) No. 1907/2006	Current ECHA Candidate List: JUNE 2023 (235) Candidate List Declared Against: JUNE 2022 (224)



SVHC > Threshold:

Pb (1.8% in Component)

**Article Safe Usage Statements:**  
Do not eat, drink or smoke when using this product. Wash thoroughly after handling. Recycle if possible and dispose of the article by following all applicable governmental regulations relevant to your geographic location.

Halogen Content	Low Halogen - Br, Cl, F, I < 900 ppm per homogenous material. Also BFR/CFR/PVC Free
-----------------	---

Solder Process Capability	Not applicable for solder process capability
---------------------------	--



Product Compliance Disclaimer

This information is provided based on reasonable inquiry of our suppliers and represents our current actual knowledge based on the information they provided. This information is subject to change. The part numbers that TE has identified as EU RoHS compliant have a maximum concentration of 0.1% by weight in homogenous materials for lead, hexavalent chromium, mercury, PBB, PBDE, DBP, BBP, DEHP, DIBP, and 0.01% for cadmium, or qualify for an exemption to these limits as defined in the Annexes of Directive 2011/65/EU (RoHS2). Finished electrical and electronic equipment products will be CE marked as required by Directive 2011/65/EU. Components may not be CE marked. Additionally, the part numbers that TE has identified as EU ELV compliant have a maximum concentration of 0.1% by weight in homogenous materials for lead, hexavalent chromium, and mercury, and 0.01% for cadmium, or qualify for an exemption to these limits as defined in the Annexes of Directive 2000/53/EC (ELV). Regarding the REACH Regulation, the information TE provides on SVHC in articles for this part number is based on the latest European Chemicals Agency (ECHA) ‘Guidance on requirements for substances in articles’ posted at this URL: <https://echa.europa.eu/guidance-documents/guidance-on-reach>


Compatible Parts

 <p>TE Part # 1776297-8 TSB5000831=EUROPA TRM BLK,10MM</p>	 <p>TE Part # 1776327-8 TSB5000831MDS=EUROPA BLK,10MM</p>
---	---

Customers Also Bought

 <p>TE Part #2-1630012-6 HSC150 3R3 5%</p>	 <p>TE Part #6609048-7 Single Phase Filters, Corcom Q Series</p>	 <p>TE Part #1-1393253-7 W68-X2Q110-10=M6/M7/M9/W6/W7</p>	 <p>TE Part #2-1393253-1 W68-X2Q110-20=M6/M7/M9/W6/W7</p>
---	--	--	--



 <p>TE Part #8-2176416-2 9W STD M/OX 5% 120K</p>	<p>TE Part #A1004BR22P2-F NTC THERMISTOR ASSEMBLY</p>	<p>TE Part #A1004BT22P17-F NTC THERMISTOR ASSEMBLY</p>	<p>TE Part #E1004BT22T1-F NTC THERMISTOR ASSEMBLY</p>
---	---	--	---

Documents

Product Drawings

TSB5000831DS=EUROPA T-BLK,10MM

English

CAD Files

Customer View Model

ENG\_CVM\_CVM\_1776296-8\_O1.3d\_stp.zip

English

Customer View Model

ENG\_CVM\_CVM\_1776296-8\_O1.2d\_dxf.zip

English

3D PDF

3D

Customer View Model

ENG\_CVM\_CVM\_1776296-8\_O1.3d\_igs.zip

English

3D PDF

English

Customer View Model

ENG\_CVM\_1776296-8\_O.2d\_dxf.zip

English

Customer View Model

ENG\_CVM\_1776296-8\_O.3d\_igs.zip

English

Customer View Model

ENG\_CVM\_1776296-8\_O.3d\_stp.zip

English

By downloading the CAD file I accept and agree to the [Terms and Conditions](#) of use.

Datasheets & Catalog Pages

BUCHANAN TERMINAL BLOCKS CATALOG - EUROPA TERMINAL BLOCKS

English