



Sensors > Temperature Sensors > NTC Thermistors Sensors & Probes > NTC Thermistors



Discrete NTC Sensor Type: **Epoxy Coated NTC Thermistor**

Wire Connection: **Open End**

Discrete NTC Wire Length: **76 mm**

Resistance (at 25°C): **10 kΩ**

Beta 25/85 Value: **3976 K**

Features

Product Type Features

Discrete NTC Sensor Type	Epoxy Coated NTC Thermistor
Tolerance β-Value	±.32 %

Signal Characteristics

Beta 25/85 Value	3976 K
------------------	--------

Body Features

Wire Connection	Open End
-----------------	----------

Dimensions

Discrete NTC Wire Length	76 mm
--------------------------	-------

Usage Conditions

Resistance (at 25°C)	10 kΩ
Discrete NTC Ambient Temperature Range	-40 – 90 °C
Temperature Accuracy	± .05 from 32 – 44 °C
Maximum Temperature	90 °C[194 °F]

Operation/Application

Wire/Cladding Connection	32 AWG (.2mm) Alloy 180 Tin Plated
--------------------------	------------------------------------

Packaging Features

Discrete NTC Package	Epoxy Radial Discrete
----------------------	-----------------------



Product Compliance

For compliance documentation, visit the product page on TE.com>

EU RoHS Directive 2011/65/EU	Compliant
EU ELV Directive 2000/53/EC	Compliant
China RoHS 2 Directive MIIT Order No 32, 2016	No Restricted Materials Above Threshold
EU REACH Regulation (EC) No. 1907/2006	Current ECHA Candidate List: JUNE 2023 (235) Candidate List Declared Against: JAN 2023 (233) Does not contain REACH SVHC
Halogen Content	Low Halogen - Br, Cl, F, I < 900 ppm per homogenous material. Also BFR/CFR/PVC Free
Solder Process Capability	Not reviewed for solder process capability

Product Compliance Disclaimer









This information is provided based on reasonable inquiry of our suppliers and represents our current actual knowledge based on the information they provided. This information is subject to change. The part numbers that TE has identified as EU RoHS compliant have a maximum concentration of 0.1% by weight in homogenous materials for lead, hexavalent chromium, mercury, PBB, PBDE, DBP, BBP, DEHP, DIBP, and 0.01% for cadmium, or qualify for an exemption to these limits as defined in the Annexes of Directive 2011/65/EU (RoHS2). Finished electrical and electronic equipment products will be CE marked as required by Directive 2011/65/EU. Components may not be CE marked. Additionally, the part numbers that TE has identified as EU ELV compliant have a maximum concentration of 0.1% by weight in homogenous materials for lead, hexavalent chromium, and mercury, and 0.01% for cadmium, or qualify for an exemption to these limits as defined in the Annexes of Directive 2000/53/EC (ELV). Regarding the REACH Regulation, the information TE provides on SVHC in articles for this part number is based on the latest European Chemicals Agency (ECHA) ‘Guidance on requirements for substances in articles’ posted at this URL: <https://echa.europa.eu/guidance-documents/guidance-on-reach>

Compatible Parts



Customers Also Bought



 <p>TE Part #T4111002051-000 M12,MALE,STRAIGHT,A CODE,5P, PG9,GOLD</p>	 <p>TE Part #T4131012051-000 M12,REAR MOUNT,FEMALE,A,5P, SOLDER WIRE</p>	 <p>TE Part #4-1609134-7 20ESRM-3=F8277</p>	 <p>TE Part #9-2176089-3 RP 1J 0.166W 110K 0.1% 25PPM 1K RL</p>
 <p>TE Part #SGH-80-4 STRING POT, 80 INCH RANGE</p>	 <p>TE Part #SP44905X-15 44905X GSFC 311P18-05A76R</p>	 <p>TE Part #4-1532020-8 095-0603-2030=MCDR3-B-9PS</p>	 <p>TE Part #1437622-3 KLN700B1/4=KNOB KNURL W/IND LI</p>

Documents

CAD Files

3D PDF

3D

Customer View Model

ENG_CVM_CVM_GA10K3A1AM_D.2d_dxf.zip

English

Customer View Model

ENG_CVM_CVM_GA10K3A1AM_D.3d_igs.zip

English

Customer View Model

ENG_CVM_CVM_GA10K3A1AM_D.3d_stp.zip

English

By downloading the CAD file I accept and agree to the [Terms and Conditions](#) of use.

Datasheets & Catalog Pages

Series-VI-Thermistors

English

Series_VI_Thermistor_10K3A1AM

English

GA10K3A1AM SERIES VI THERMISTORS

English