




Microdot

TE Internal #: 1466292-1  
SMB RF Interface, Plug, 50 Ω, Threaded, 1 Position, Sealable, Wire & Cable, Cable Mount (Free-Hanging), -55 – 125 °C, Crimp, Straight, Brass, Plated

[View on TE.com >](#)

Connectors > RF Connectors > Coax Connectors



RF Interface: **SMB**  
RF Connector Style: **Plug**  
RF Connector Mated Outer Diameter (Approximate): **4.75 mm [ .187 in ]**  
Impedance: **50 Ω**  
RF Connector Coupling Mechanism: **Threaded**

Features

Product Type Features

Connector Shape	Circular
Connector Product Type	Connector Assembly
Connector Seal & Plug Type	Gasket
RF Interface	SMB
RF Connector Style	Plug
Sealable	Yes
Connector & Contact Terminates To	Wire & Cable

Configuration Features

Number of Positions	1
Number of Coaxial Contacts	1

Electrical Characteristics

Impedance	50 Ω
-----------	------

Body Features

Cable Connector Orientation	Straight
Body Material	Brass
Body Material Finish	Plated
Body Plating Material	Silver

Contact Features



RF Connector Center Contact Plating Material	Gold
RF Connector Center Contact Material	Brass

Termination Features

Termination Method to Wire & Cable	Crimp
------------------------------------	-------

Mechanical Attachment

Panel Mount Feature Type	Jam Nut
RF Connector Coupling Mechanism	Threaded
Connector Mounting Type	Cable Mount (Free-Hanging)
RF Contact Captivation Method	Screw

Dimensions

RF Connector Mated Outer Diameter (Approximate)	4.75 mm[.187 in]
---	------------------

Usage Conditions

Operating Temperature Range	-55 – 125 °C
-----------------------------	--------------

Packaging Features

Packaging Method	Package
------------------	---------

Other

Additional Features	Pin Protection, Solderless
Grade	Commercial
Dielectric Material	PTFE

Product Compliance

For compliance documentation, visit the product page on TE.com>

EU RoHS Directive 2011/65/EU	Compliant with Exemptions
EU ELV Directive 2000/53/EC	Compliant with Exemptions
China RoHS 2 Directive MIIT Order No 32, 2016	Restricted Materials Above Threshold
EU REACH Regulation (EC) No. 1907/2006	Current ECHA Candidate List: JUNE 2023 (235) Candidate List Declared Against: JUNE 2023 (235) SVHC > Threshold: Octamethylcyclotetrasiloxane (D4) (.11% in Component Part) Pb (3.7% in Component Part) <b>Article Safe Usage Statements:</b> Do not eat, drink or smoke when using this product. Wash thoroughly after handling. Recycle if possible and dispose of the article by following all applicable governmental regulations relevant to your geographic location.



Halogen Content	Low Bromine/Chlorine - Br and Cl < 900 ppm per homogenous material. Also BFR /CFR/PVC Free
Solder Process Capability	Not applicable for solder process capability

Product Compliance Disclaimer

This information is provided based on reasonable inquiry of our suppliers and represents our current actual knowledge based on the information they provided. This information is subject to change. The part numbers that TE has identified as EU RoHS compliant have a maximum concentration of 0.1% by weight in homogenous materials for lead, hexavalent chromium, mercury, PBB, PBDE, DBP, BBP, DEHP, DIBP, and 0.01% for cadmium, or qualify for an exemption to these limits as defined in the Annexes of Directive 2011/65/EU (RoHS2). Finished electrical and electronic equipment products will be CE marked as required by Directive 2011/65/EU. Components may not be CE marked. Additionally, the part numbers that TE has identified as EU ELV compliant have a maximum concentration of 0.1% by weight in homogenous materials for lead, hexavalent chromium, and mercury, and 0.01% for cadmium, or qualify for an exemption to these limits as defined in the Annexes of Directive 2000/53/EC (ELV). Regarding the REACH Regulation, the information TE provides on SVHC in articles for this part number is based on the latest European Chemicals Agency (ECHA) 'Guidance on requirements for substances in articles' posted at this URL: <https://echa.europa.eu/guidance-documents/guidance-on-reach>

Compatible Parts




TE Part # 1467950-1  
132-0116-0002




TE Part # 1532171-1  
M83513/04-A01N, MCKS-N1-B-9S6G1-18.0


Customers Also Bought




TE Part #6609069-1  
6FC10 J0=F7736



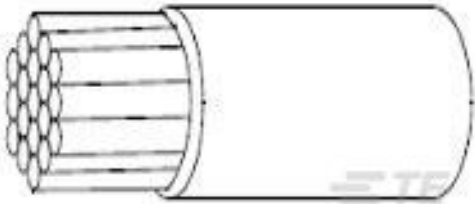
TE Part #993850-000  
AD-1319-9




TE Part #2-1437667-9  
4DB-P108-06=4DB ASSEMBLY



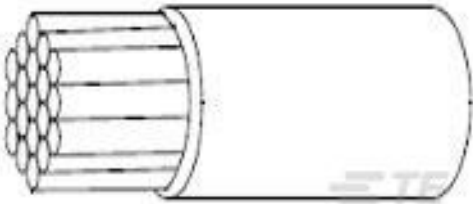
TE Part #34321  
SPLICE,SOLIS BUTT 8




TE Part #216246-000  
55A0111-26-0



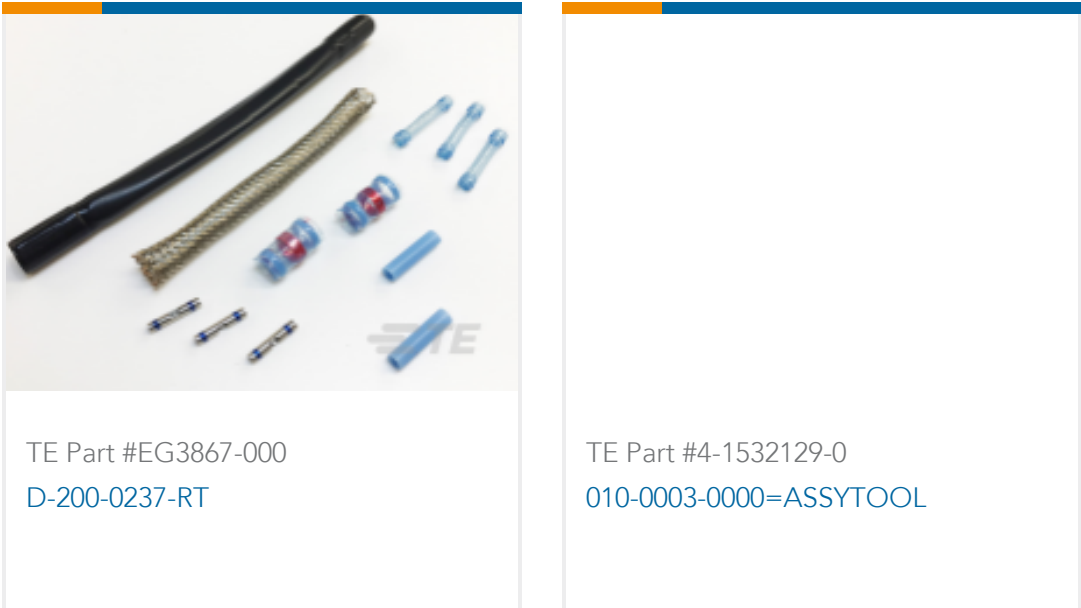
TE Part #6565199-2  
TC-ZIF HDR ASSY 260P SHIELD FINGER



TE Part #216368-001  
22759/33-26-9



TE Part #CONBNC004  
BNC Jack 50 Ohm Panel Mount



Documents

Product Drawings

032-0021-0001=PLUG,STR S-50

English

CAD Files

3D PDF

3D

Customer View Model

ENG\_CVM\_CVM\_1466292-1\_W2.2d\_dxf.zip

English

Customer View Model

ENG\_CVM\_CVM\_1466292-1\_W2.3d\_igs.zip

English

Customer View Model

ENG\_CVM\_CVM\_1466292-1\_W2.3d\_stp.zip

English

By downloading the CAD file I accept and agree to the [Terms and Conditions](#) of use.

Datasheets & Catalog Pages

Products for Aerospace and Defense

English

Instruction Sheets

Instruction Sheet (U.S.)

English