



Economy Power 2.5

TE Internal #: 1-1969730-1
PCB Mount Header, Vertical, Wire-to-Board, 11 Position, 2.5 mm [.098 in] Centerline, Fully Shrouded, Tin, Through Hole - Solder, Economy Power 2.5

[View on TE.com >](#)

Connectors > PCB Connectors > PCB Headers & Receptacles



Connector System: **Wire-to-Board**
Number of Positions: **11**
Number of Rows: **1**
Centerline (Pitch): **2.5 mm [.098 in]**
PCB Mount Orientation: **Vertical**

Features

Product Type Features

Connector System	Wire-to-Board
Header Type	Fully Shrouded
Sealable	No
Connector & Contact Terminates To	Printed Circuit Board
PCB Connector Assembly Type	PCB Mount Header

Configuration Features

Connector Contact Load Condition	Fully Loaded
Number of Positions	11
Number of Rows	1
PCB Mount Orientation	Vertical

Electrical Characteristics

Operating Voltage	250 VAC
-------------------	---------

Body Features

Primary Product Color	Natural
-----------------------	---------



Contact Features

Contact Mating Area Length	3.6 mm[.142 in]
PCB Contact Termination Area Plating Material Thickness	2.03 µm[80 µin]
Contact Layout	Inline
Mating Pin Diameter	.6 mm[.024 in]
Contact Mating Area Plating Material Thickness	2 – 5 µm[80 – 200 µin]
Contact Shape & Form	Round
Contact Mating Area Plating Material Finish	Bright
Contact Underplating Material	Nickel
PCB Contact Termination Area Plating Material	Tin
Contact Base Material	Brass
Contact Mating Area Plating Material	Tin
Contact Type	Pin
Contact Current Rating (Max)	4.2 A

Termination Features

Round Termination Post & Tail Diameter	.6 mm[.024 in]
Termination Post & Tail Length	3.4 mm[.134 in]
Termination Method to Printed Circuit Board	Through Hole - Solder

Mechanical Attachment

PCB Mount Alignment Type	Locating Posts
Mating Alignment Type	Polarization
Mating Retention	With
Mating Retention Type	Latch
Connector Mounting Type	Board Mount
Mating Alignment	With
PCB Mount Alignment	With
PCB Mount Retention	With

Housing Features

Housing Material	PBT GF30
Centerline (Pitch)	2.5 mm[.098 in]

Dimensions

Connector Height	8.8 mm[.346 in]
------------------	-----------------



Connector Width	6.4 mm[.252 in]
PCB Thickness (Recommended)	1.6 mm[.063 in]

Usage Conditions

Operating Temperature Range	-55 – 105 °C[-67 – 221 °F]
-----------------------------	----------------------------

Operation/Application

Circuit Application	Power & Signal
---------------------	----------------

Industry Standards

Glow Wire Rating	Standard Part - Not Glow Wire
UL Flammability Rating	UL 94V-0

Packaging Features

Packaging Quantity	500
Packaging Type	Bag

Product Compliance

For compliance documentation, visit the product page on TE.com>



















EU RoHS Directive 2011/65/EU	Compliant
EU ELV Directive 2000/53/EC	Compliant
China RoHS 2 Directive MIIT Order No 32, 2016	No Restricted Materials Above Threshold
EU REACH Regulation (EC) No. 1907/2006	Current ECHA Candidate List: JUNE 2023 (235) Candidate List Declared Against: JUNE 2023 (235) Does not contain REACH SVHC
Halogen Content	Not Low Halogen - contains Br or Cl > 900 ppm.
Solder Process Capability	Not reviewed for solder process capability

Product Compliance Disclaimer


This information is provided based on reasonable inquiry of our suppliers and represents our current actual knowledge based on the information they provided. This information is subject to change. The part numbers that TE has identified as EU RoHS compliant have a maximum concentration of 0.1% by weight in homogenous materials for lead, hexavalent chromium, mercury, PBB, PBDE, DBP, BBP, DEHP, DIBP, and 0.01% for cadmium, or qualify for an exemption to these limits as defined in the Annexes of Directive 2011/65/EU (RoHS2). Finished electrical and electronic equipment products will be CE marked as required by Directive 2011/65/EU. Components may not be CE marked. Additionally, the part numbers that TE has identified as EU ELV compliant have a maximum concentration of 0.1% by weight in homogenous materials for lead, hexavalent chromium, and mercury, and 0.01% for cadmium, or qualify for an exemption to these limits as defined in the Annexes of Directive 2000/53/EC (ELV). Regarding the REACH Regulation, the information TE provides on SVHC in articles for this part number is based on the latest European Chemicals Agency (ECHA) 'Guidance on requirements for substances in articles' posted at this URL: <https://echa.europa.eu/guidance-documents/guidance-on-reach>




Compatible Parts

 TE Part # 1969730-6 EP2.5 SHROUDED HDR ASSY 6P VERTICAL	 TE Part # 2132230-5 EP2.5 Shrouded HDR ASSY 5P VER	 TE Part # 1-2132230-5 EP2.5 Shrouded HDR ASSY 15P VE	 TE Part # 1969730-3 EP2.5 SHROUDED HDR ASSY 3P VERTICAL
 TE Part # 1969730-4 EP2.5 SHROUDED HDR ASSY 4P VERTICAL	 TE Part # 1969730-5 EP2.5 SHROUDED HDR ASSY 5P VERTICAL	 TE Part # 1969730-7 EP2.5 SHROUDED HDR ASSY 7P VERTICAL	 TE Part # 1969730-9 EP2.5 SHROUDED HDR ASSY 9P VERTICAL
 TE Part # 2132230-6 EP2.5 Shrouded HDR ASSY 6P VER	 TE Part # 1-1969582-0 ASSY, HDR, VERT, NO-BOSS, DUAL ROW,EP2.5	 TE Part # 2132230-7 EP2.5 Shrouded HDR ASSY 7P VER	 TE Part # 2132230-8 EP2.5 Shrouded HDR ASSY 8P VER
 TE Part # 2132230-9 EP2.5 Shrouded HDR ASSY 9P VER	 TE Part # 1-2132230-0 EP2.5 Shrouded HDR ASSY 10P VE	 TE Part # 1-2132230-1 EP2.5 Shrouded HDR ASSY 11P VE	 TE Part # 1-2132415-1 EP2.5 Shrouded HDR ASSY 11P VERT w/oboss
 TE Part # 1-1969730-0 EP2.5 SHROUDED HDR ASSY 10P VERTICAL	 TE Part # 1-2428310-1 EP 2.5 plug Housing, 11 Pos, LIF		

Also in the Series | Economy Power 2.5



PCB Headers & Receptacles(494)



PCB Latches, Locks & Retainers(49)



Rectangular Power Connectors(43)



Wire-to-Board Connector Assemblies & Housings(311)




Wire-to-Board Connector Contacts(6)


Customers Also Bought



TE Part #2232532-8
8P, PL RAST 5 Tab Header, TH,Vertical



TE Part #1-2232532-6
6P, PL RAST 5 Tab Header, TH,Vertical



TE Part #2232532-7
7P, PL RAST 5 Tab Header, TH,Vertical



TE Part #1-2232829-6
SGI2.0 HEADER ASSEMBLY SMT 6P, KEY A,NTL



TE Part #1744484-4
04P EP SHRD HDR ASMY, YELLOW



TE Part #1744485-5
05P EP SHRD HDR ASMY, GREEN



TE Part #2-2338245-3
EP2.5 HDR 3P VERT BOSS,BLUE,UL



TE Part #2338245-2
EP2.5 HDR 2P VERT BOSS,RED,UL



TE Part #1-1969543-0
ASSY, HDR, VERT, 10P, DUAL ROW, EP2.5

Documents



Product Drawings

EP2.5 SHROUDED HDR ASSY 11P VERTICAL

English

CAD Files

3D PDF

3D

Customer View Model

ENG_CVM_CVM_1-1969730-1_A.2d_dxf.zip

English

Customer View Model

ENG_CVM_CVM_1-1969730-1_A.3d_igs.zip

English

Customer View Model

ENG_CVM_CVM_1-1969730-1_A.3d_stp.zip

English

By downloading the CAD file I accept and agree to the [Terms and Conditions](#) of use.

Product Specifications

Application Specification

English

Product Environmental Compliance

Product Compliance Document

English

Product Compliance Document

English

Agency Approvals

UL Report

English