



Connectors > RF Connectors > RF Contacts

Connector System: **Cable-to-Cable**
Number of Positions: **2**
Connector & Contact Terminates To: **Wire & Cable**
Contact Type: **Pin**
Contact Orientation: **Straight**

Features

Product Type Features

Connector System	Cable-to-Cable
Connector & Contact Terminates To	Wire & Cable

Configuration Features

Number of Positions	2
---------------------	---

Contact Features

Contact Type	Pin
Contact Orientation	Straight
RF Connector Center Contact Plating Material	Gold
Contact Mating Retention	With
Contact Current Rating (Max)	46 A

Usage Conditions

Compatible With Connector Style	Plug
---------------------------------	------

Operation/Application

Circuit Application	Power & Signal
---------------------	----------------

Packaging Features

Packaging Quantity	5
Packaging Method	Package

Product Compliance

[For compliance documentation, visit the product page on TE.com>](#)

EU RoHS Directive 2011/65/EU	Compliant with Exemptions
------------------------------	---------------------------











EU ELV Directive 2000/53/EC	Out of Scope
China RoHS 2 Directive MIIT Order No 32, 2016	Restricted Materials Above Threshold
EU REACH Regulation (EC) No. 1907/2006	Current ECHA Candidate List: JUNE 2023 (235) Candidate List Declared Against: JUNE 2022 (224) Does not contain REACH SVHC
Halogen Content	Low Halogen - Br, Cl, F, I < 900 ppm per homogenous material. Also BFR/CFR/PVC Free
Solder Process Capability	Reflow solder capable to 245°C













Product Compliance Disclaimer

This information is provided based on reasonable inquiry of our suppliers and represents our current actual knowledge based on the information they provided. This information is subject to change. The part numbers that TE has identified as EU RoHS compliant have a maximum concentration of 0.1% by weight in homogenous materials for lead, hexavalent chromium, mercury, PBB, PBDE, DBP, BBP, DEHP, DIBP, and 0.01% for cadmium, or qualify for an exemption to these limits as defined in the Annexes of Directive 2011/65/EU (RoHS2). Finished electrical and electronic equipment products will be CE marked as required by Directive 2011/65/EU. Components may not be CE marked. Additionally, the part numbers that TE has identified as EU ELV compliant have a maximum concentration of 0.1% by weight in homogenous materials for lead, hexavalent chromium, and mercury, and 0.01% for cadmium, or qualify for an exemption to these limits as defined in the Annexes of Directive 2000/53/EC (ELV). Regarding the REACH Regulation, the information TE provides on SVHC in articles for this part number is based on the latest European Chemicals Agency (ECHA) 'Guidance on requirements for substances in articles' posted at this URL: <https://echa.europa.eu/guidance-documents/guidance-on-reach>

Compatible Parts

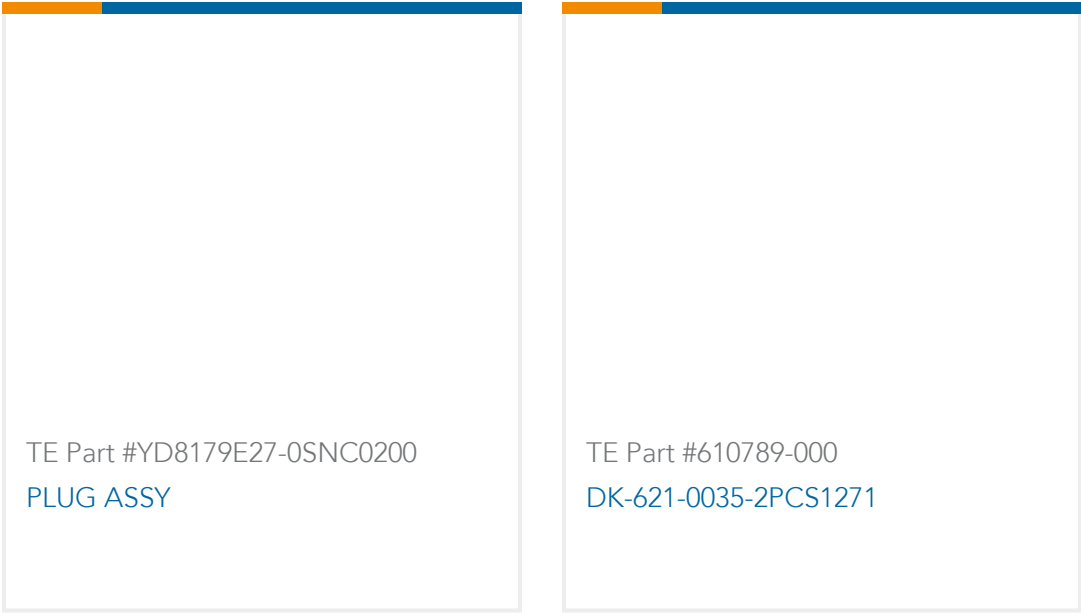
 <p>TE Part # YDTS20F21-75AAV001 RECP ASSY</p>	 <p>TE Part # YDTS20F21-75ABV001 RECP ASSY</p>	 <p>TE Part # YDTS20F21-75ACV001 RECP ASSY</p>	 <p>TE Part # YDTS20F21-75ADV001 RECP ASSY</p>
 <p>TE Part # YDTS20F21-75AEV001 RECP ASSY</p>	 <p>TE Part # YDTS20F21-75PAV001 RECP ASSY</p>	 <p>TE Part # YDTS20F21-75PAC001 RECP ASSY</p>	 <p>TE Part # YDTS20T21-75AAV001 RECP ASSY</p>



 <p>TE Part # YDTS20T21-75ABV001 RECP ASSY</p>	 <p>TE Part # YDTS20T21-75ACV001 RECP ASSY</p>	 <p>TE Part # YDTS20T21-75ADV001 RECP ASSY</p>	 <p>TE Part # YDTS20T21-75AEV001 RECP ASSY</p>
 <p>TE Part # YDTS20T21-75PAC001 RECP ASSY</p>	 <p>TE Part # YDTS20T21-75PBC001 RECP ASSY</p>	 <p>TE Part # YDTS20T21-75PCC001 RECP ASSY</p>	 <p>TE Part # YDTS20T21-75PDC001 RECP ASSY</p>
 <p>TE Part # YDTS20T21-75PEC001 RECP ASSY</p>	 <p>TE Part # YDTS20T21-75PNC001 RECP ASSY</p>	 <p>TE Part # YDTS20W21-75ABV001 RECP ASSY</p>	 <p>TE Part # YDTS20W21-75ACV001 RECP ASSY</p>

Customers Also Bought

 <p>TE Part #38943-22L CONT SOC ASSY</p>	 <p>TE Part #5-1393144-0 K10P-11DT5-12=K10/K20</p>	 <p>TE Part #1650106-1 902-84-02113=SCREW,SHOULDER,#6-32</p>	 <p>TE Part #1617086-6 3SBM1071A2 = M39016/31-003M</p>
 <p>TE Part #38943-20L CONTACTS (=724-0007-20)</p>	 <p>TE Part #1617815-4 TD228-4001P=TDFO 4 SEC M83726 /28-4001P</p>	 <p>TE Part #6162-284-0877 CONT SOC ASSY</p>	 <p>TE Part #1926854-1 CONNECTOR, PIN, DOMINO</p>



Documents

Product Drawings

CONT PIN ASSY

English

CAD Files

3D PDF

3D

Customer View Model

ENG_CVM_CVM_6162-283-0877_1.2d_dxf.zip

English

Customer View Model

ENG_CVM_CVM_6162-283-0877_1.3d_igs.zip

English

Customer View Model

ENG_CVM_CVM_6162-283-0877_1.3d_stp.zip

English

By downloading the CAD file I accept and agree to the [Terms and Conditions](#) of use.

Instruction Sheets

Instruction Sheet (U.S.)

English