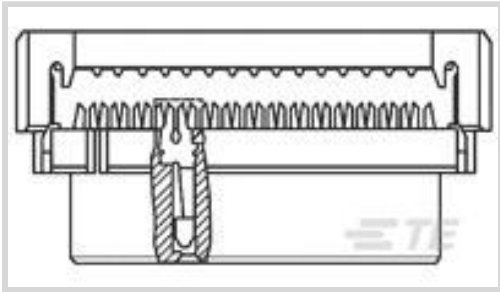




Connectors > PCB Connectors > Wire-to-Board Connectors > FFC, FPC & Ribbon Connectors > Ribbon Cable Connectors



Connector System: **Wire-to-Board**

Number of Positions: **40**

Centerline (Pitch): **2 mm [.079 in]**

Row-to-Row Spacing: **2 mm [.1 in]**

Number of Rows: **2**

Features

Product Type Features

Ribbon Cable Connector Header Type	Shrouded
Connector Product Type	Connector Assembly
Connector System	Wire-to-Board
Connector & Housing Type	Receptacle
Connector & Contact Terminates To	Wire & Cable

Configuration Features

Number of Positions	40
Number of Rows	2

Electrical Characteristics

Insulation Resistance	5000 MΩ
Operating Voltage	125 VAC

Body Features

Daisy Chain	Without
Primary Product Color	Black
Connector Profile	Low

Contact Features

Mating Square Post Dimension	.5 mm[.02 in]
Mating Pin Diameter	.5 mm[.02 in]



Contact Type	Socket
Wire Contact Termination Area Plating Thickness	.127 µm[5 µin]
Wire Contact Termination Area Plating Material	Gold
Contact Mating Area Plating Material Thickness	.76 µm[29.92 µin]
Contact Shape & Form	Single Beam
PCB Contact Termination Area Plating Material	Tin-Lead
Contact Base Material	Phosphor Bronze
Contact Current Rating (Max)	.5 A

Termination Features

Termination Method to Wire & Cable	Insulation Displacement (IDC)
------------------------------------	-------------------------------

Mechanical Attachment

Mating Alignment	With
Mating Alignment Type	Polarization
Mating Retention	Without
Connector Mounting Type	Cable Mount (Free-Hanging)

Housing Features

Housing Material	Polyester
Centerline (Pitch)	2 mm[.079 in]

Dimensions

Connector Length	45.19 mm[1.779 in]
Connector Height	8.48 mm[.334 in]
Connector Width	5.16 mm[.203 in]
Wire Size	.08 mm²
Compatible Insulation Diameter Range	.71 – .87 mm[.028 – .034 in]
Row-to-Row Spacing	2 mm[.1 in]

Usage Conditions

Operating Temperature Range	-65 – 105 °C[-85 – 221 °F]
-----------------------------	----------------------------

Operation/Application

Circuit Application	Signal
---------------------	--------

Industry Standards

UL Rating	Recognized
Agency/Standard	CSA, UL



Approved Standards	CSA LR7189, UL E28476
UL Flammability Rating	UL 94V-0

Packaging Features

Packaging Quantity	30
Packaging Method	Box & Tray, Tray

Product Compliance

For compliance documentation, visit the product page on [TE.com](#)>

EU RoHS Directive 2011/65/EU	Compliant
EU ELV Directive 2000/53/EC	Compliant
China RoHS 2 Directive MIIT Order No 32, 2016	No Restricted Materials Above Threshold
EU REACH Regulation (EC) No. 1907/2006	Current ECHA Candidate List: JUNE 2023 (235) Candidate List Declared Against: JUNE 2023 (235) Does not contain REACH SVHC
Halogen Content	Not Low Halogen - contains Br or Cl > 900 ppm.
Solder Process Capability	Not applicable for solder process capability

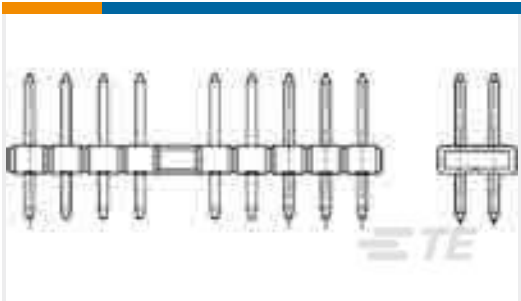
Product Compliance Disclaimer

This information is provided based on reasonable inquiry of our suppliers and represents our current actual knowledge based on the information they provided. This information is subject to change. The part numbers that TE has identified as EU RoHS compliant have a maximum concentration of 0.1% by weight in homogenous materials for lead, hexavalent chromium, mercury, PBB, PBDE, DBP, BBP, DEHP, DIBP, and 0.01% for cadmium, or qualify for an exemption to these limits as defined in the Annexes of Directive 2011/65/EU (RoHS2). Finished electrical and electronic equipment products will be CE marked as required by Directive 2011/65/EU. Components may not be CE marked. Additionally, the part numbers that TE has identified as EU ELV compliant have a maximum concentration of 0.1% by weight in homogenous materials for lead, hexavalent chromium, and mercury, and 0.01% for cadmium, or qualify for an exemption to these limits as defined in the Annexes of Directive 2000/53/EC (ELV). Regarding the REACH Regulation, the information TE provides on SVHC in articles for this part number is based on the latest European Chemicals Agency (ECHA) 'Guidance on requirements for substances in articles' posted at this URL: <https://echa.europa.eu/guidance-documents/guidance-on-reach>

Compatible Parts



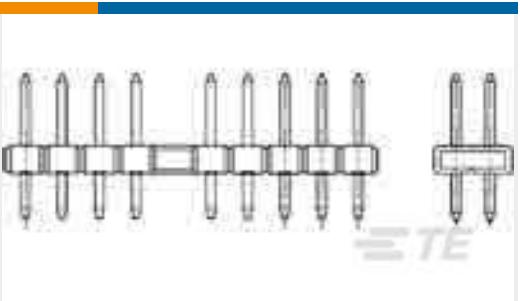
TE Part # 1-5176837-9
40 AMPMODU 2MM, H, AU, LF



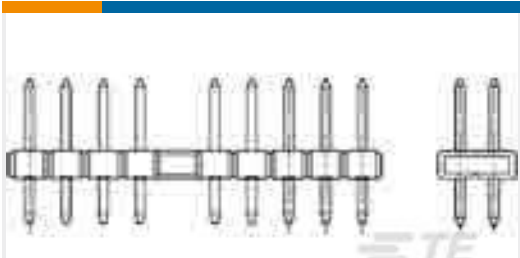
TE Part # 3-5176264-4
40 AMPMODU 2MM DR VERT MNT LF



TE Part # 5-5176837-2
50 AMPMODU 2MM, H, AU, LF



TE Part # 1-5178751-9
AMPMODU 2MM HDR V-TYPE ASSY



TE Part # 4-5178751-3
AMPMODU 2MM HDR V-TYPE ASSY


Customers Also Bought



TE Part #9-1393211-4
T92S11D22-24



TE Part #1-1462037-8
IM03TS=IM RELAY 140mW 5V



TE Part #205161-1
AMPLIMITE,ASY,RCPT,STD,109,1




TE Part #2562-201-2031L
CONT SOC ASSY



TE Part #2560-201-2031L
CONT PIN



TE Part #205162-1
AMPLIMITE,ASY,PLUG,STD,109,1



TE Part #205164-1
AMPLIMITE,ASY,PLUG,STD,109,2



TE Part #8-1879512-5
CRGH0805 1% 1M0 0.33W



TE Part #ANT-W63WS1-RPS
Antenna Blade Wifi6/6E Swivel RPS

Documents



Product Drawings

40, 2MM, 30 DP, LEAD FREE

English

CAD Files

3D PDF

3D

Customer View Model

ENG_CVM_CVM_2-111626-1_L.2d_dxf.zip

English

Customer View Model

ENG_CVM_CVM_2-111626-1_L.3d_igs.zip

English

Customer View Model

ENG_CVM_CVM_2-111626-1_L.3d_stp.zip

English

By downloading the CAD file I accept and agree to the [Terms and Conditions](#) of use.

Datasheets & Catalog Pages

Ribbon Cable Interconnect Solutions

English

Product Specifications

Application Specification

English

Instruction Sheets

Instruction Sheet (U.S.)

English

Agency Approvals

Agency Approval Document

English