




Connectors > Rectangular Connectors > Rectangular Connector Accessories > Rectangular Connector Hardware >

Quick Lock Pins for D-Sub with Threaded Inserts



Connector Hardware Type: Quick Lock Pins
Operating Temperature Range: -40 – 90 °C [-40 – 194 °F]

[All Quick Lock Pins for D-Sub with Threaded Inserts \(10\)](#)

Features

Mechanical Attachment

Thread Size	None
Connector Hardware Type	Quick Lock Pins

Usage Conditions

Operating Temperature Range	-40 – 90 °C[-40 – 194 °F]
-----------------------------	---------------------------

Product Compliance

[For compliance documentation, visit the product page on TE.com>](#)

EU RoHS Directive 2011/65/EU	Compliant with Exemptions
EU ELV Directive 2000/53/EC	Compliant with Exemptions
China RoHS 2 Directive MIIT Order No 32, 2016	Restricted Materials Above Threshold
EU REACH Regulation (EC) No. 1907/2006	Current ECHA Candidate List: JUNE 2023 (235) Candidate List Declared Against: JUNE 2023 (235) SVHC > Threshold: Pb (3.5% in Component Part) <small>Article Safe Usage Statements:</small>




Do not eat, drink or smoke when using this product. Wash thoroughly after handling. Recycle if possible and dispose of the article by following all applicable governmental regulations relevant to your geographic location.

Halogen Content	Low Halogen - Br, Cl, F, I < 900 ppm per homogenous material. Also BFR/CFR/PVC Free
Solder Process Capability	Not reviewed for solder process capability


Product Compliance Disclaimer

This information is provided based on reasonable inquiry of our suppliers and represents our current actual knowledge based on the information they provided. This information is subject to change. The part numbers that TE has identified as EU RoHS compliant have a maximum concentration of 0.1% by weight in homogenous materials for lead, hexavalent chromium, mercury, PBB, PBDE, DBP, BBP, DEHP, DIBP, and 0.01% for cadmium, or qualify for an exemption to these limits as defined in the Annexes of Directive 2011/65/EU (RoHS2). Finished electrical and electronic equipment products will be CE marked as required by Directive 2011/65/EU. Components may not be CE marked. Additionally, the part numbers that TE has identified as EU ELV compliant have a maximum concentration of 0.1% by weight in homogenous materials for lead, hexavalent chromium, and mercury, and 0.01% for cadmium, or qualify for an exemption to these limits as defined in the Annexes of Directive 2000/53/EC (ELV). Regarding the REACH Regulation, the information TE provides on SVHC in articles for this part number is based on the latest European Chemicals Agency (ECHA) ‘Guidance on requirements for substances in articles’ posted at this URL: <https://echa.europa.eu/guidance-documents/guidance-on-reach>


Compatible Parts




TE Part # 1-2308330-1
FULL METAL HOODS SIZE 4 (1)




TE Part # 1-2308338-1
QL-FULL METAL HOODS SIZE 5 (1 CABLE CLP)



TE Part # 1-2308319-1
FULL METAL HOODS SIZE 1 (1)



TE Part # 1-2308321-1
FULL METAL HOODS SIZE 2, (1)



TE Part # 1-2308327-1
FULL METAL HOODS SIZE 3 (1)

Also in the Series | Rail D-Sub Backshells



Connector Backshells(69)



Connector Strain Relief(53)



Crimp D-Sub Connectors(10)



D-Sub Connector Contacts(5)



Insertion & Extraction Tools(2)



Rectangular Connector Hardware(19)

Customers Also Bought



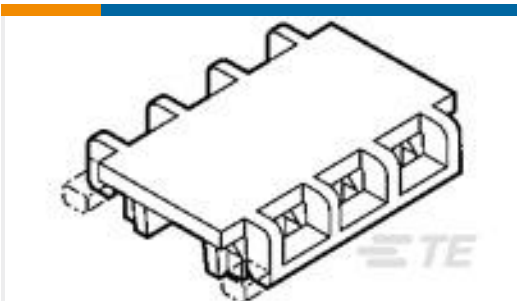
TE Part #2-6609115-2
6EGG1-1 SHORT VERS=F7382E




TE Part #3-641653-8
08P MTA100 CONN ASSY F/T RED



TE Part #208716-1
CMC PLUG ASSEMBLY,SZ 14



TE Part #643077-8
08P MTA100 MOLDED COVER F/T



TE Part #5-103948-3
4X4 MTE SHRD PIN SR LATCH .100



TE Part #1-2213766-5
AV19 SPM 5A POWER LED GREEN 24V



TE Part #1-2308290-1
QL-SET FOR VARIAN C VW REAR
WALL MOUNTG



TE Part #770672-6
UMNL PIN 30-26 AUNI/PHBZ L/P



TE Part #1-2308321-1
FULL METAL HOODS SIZE 2, (1)



TE Part #1872870-1
G2581-60803

Documents



Product Drawings

QL SET FOR VARIANT B 3

English

CAD Files

3D PDF

3D

Customer View Model

ENG_CVM_CVM_1-2308265-3_A.2d_dxf.zip

English

Customer View Model

ENG_CVM_CVM_1-2308265-3_A.3d_igs.zip

English

Customer View Model

ENG_CVM_CVM_1-2308265-3_A.3d_stp.zip

English

By downloading the CAD file I accept and agree to the [Terms and Conditions](#) of use.

Datasheets & Catalog Pages

Rail D-Sub Backshells Flyer

English