



GRACE INERTIA 2.0

TE Internal #: 1971032-6
PCB Mount Header, Vertical, Wire-to-Board, 6 Position, 2 mm [.079 in] Centerline, Fully Shrouded, Tin, Through Hole - Solder, GRACE INERTIA 2.0

[View on TE.com >](#)

Connectors > PCB Connectors > PCB Headers & Receptacles



Connector System: **Wire-to-Board**
Number of Positions: **6**
Number of Rows: **1**
Centerline (Pitch): **2 mm [.079 in]**
PCB Mount Orientation: **Vertical**

Features

Product Type Features

Connector System	Wire-to-Board
Header Type	Fully Shrouded
Sealable	No
Connector & Contact Terminates To	Printed Circuit Board
PCB Connector Assembly Type	PCB Mount Header

Configuration Features

Number of Positions	6
Number of Rows	1
PCB Mount Orientation	Vertical

Electrical Characteristics

Operating Voltage	50 VAC
-------------------	--------

Body Features

Primary Product Color	Natural
-----------------------	---------



Contact Features

Mating Square Post Dimension	.5 mm[.02 in]
PCB Contact Termination Area Plating Material Thickness	2 µm[78.73 µin]
Contact Layout	Inline
Contact Underplating Material Thickness	1 µm[39.37 µin]
Contact Mating Area Plating Material Thickness	2 µm[78.74 µin]
PCB Contact Termination Area Plating Material Finish	Bright
Contact Mating Area Plating Material Finish	Bright
Contact Underplating Material	Nickel
PCB Contact Termination Area Plating Material	Tin
Contact Base Material	Brass
Contact Mating Area Plating Material	Tin
Contact Type	Tab
Contact Current Rating (Max)	2.2 A

Termination Features

Square Termination Post & Tail Dimension	.5 mm[.02 in]
Termination Post & Tail Length	2.6 mm[.102 in]
Termination Method to Printed Circuit Board	Through Hole - Solder

Mechanical Attachment

PCB Mount Alignment Type	Locating Posts
Mating Alignment Type	Keyed
Mating Retention	With
Connector Mounting Type	Board Mount
Mating Alignment	With
PCB Mount Alignment	With
PCB Mount Retention	Without

Housing Features

Housing Material	Nylon 66 GF
Centerline (Pitch)	2 mm[.079 in]

Dimensions

Connector Length	16 mm[.62 in]
Connector Height	6.5 mm[.255 in]



Connector Width	5.6 mm[.22 in]
PCB Thickness (Recommended)	1.6 mm[.063 in]

Usage Conditions

Operating Temperature Range	-30 – 105 °C[-22 – 221 °F]
-----------------------------	----------------------------

Operation/Application

Circuit Application	Signal
---------------------	--------

Industry Standards

Agency/Standard	UL
UL Flammability Rating	UL 94V-0

Packaging Features

Packaging Quantity	200
Packaging Type	Package

Product Compliance

For compliance documentation, visit the product page on TE.com>

EU RoHS Directive 2011/65/EU	Compliant
EU ELV Directive 2000/53/EC	Compliant
China RoHS 2 Directive MIIT Order No 32, 2016	No Restricted Materials Above Threshold
EU REACH Regulation (EC) No. 1907/2006	Current ECHA Candidate List: JUNE 2023 (235) Candidate List Declared Against: JUNE 2023 (235) Does not contain REACH SVHC
Halogen Content	Not Low Halogen - contains Br or Cl > 900 ppm.
Solder Process Capability	Wave solder capable to 260°C

Product Compliance Disclaimer

This information is provided based on reasonable inquiry of our suppliers and represents our current actual knowledge based on the information they provided. This information is subject to change. The part numbers that TE has identified as EU RoHS compliant have a maximum concentration of 0.1% by weight in homogenous materials for lead, hexavalent chromium, mercury, PBB, PBDE, DBP, BBP, DEHP, DIBP, and 0.01% for cadmium, or qualify for an exemption to these limits as defined in the Annexes of Directive 2011/65/EU (RoHS2). Finished electrical and electronic equipment products will be CE marked as required by Directive 2011/65/EU. Components may not be CE marked. Additionally, the part numbers that TE has identified as EU ELV compliant have a maximum concentration of 0.1% by weight in homogenous materials for lead, hexavalent chromium, and mercury, and 0.01% for cadmium, or qualify for an exemption to these limits as defined in the Annexes of Directive 2000/53/EC (ELV). Regarding the REACH Regulation, the information TE provides on SVHC in articles for this part number is based on the latest European Chemicals Agency (ECHA) 'Guidance on requirements for substances in articles' posted at this URL: <https://echa.europa.eu/guidance-documents/guidance-on-reach>



Compatible Parts

 <p>TE Part # 3-1971032-5 5POS HEADER ASSEMBLY FOR GIC 2.0 EV</p>	 <p>TE Part # 2-1971032-5 5POS HEADER ASSEMBLY FOR GIC 2.0 EV</p>	 <p>TE Part # 1971032-5 5P HEADER ASSEMBLY FOR GIC 2.0 EV</p>	 <p>TE Part # 3-1971032-2 2POS HEADER ASSEMBLY FOR GIC 2.0 EV</p>
 <p>TE Part # 2-1971032-2 2POS HEADER ASSEMBLY FOR GIC 2.0 EV</p>	 <p>TE Part # 1-1971032-2 2POS HEADER ASSEMBLY FOR GIC 2.0 EV</p>	 <p>TE Part # 1-1971032-4 4POS HEADER ASSEMBLY FOR GIC 2.0 EV</p>	 <p>TE Part # 1971032-8 8POS HEADER ASSEMBLY FOR GIC 2.0 EV</p>
 <p>TE Part # 2-1971032-3 3POS HEADER ASSEMBLY FOR GIC 2.0 EV</p>	 <p>TE Part # 3-1971032-3 3POS HEADER ASSEMBLY FOR GIC 2.0 EV</p>	 <p>TE Part # 1-1971032-5 5POS HEADER ASSEMBLY FOR GIC 2.0 EV</p>	 <p>TE Part # 2-1971032-4 4POS HEADER ASSEMBLY FOR GIC 2.0 EV</p>
 <p>TE Part # 1-1971032-8 8POS HEADER ASSEMBLY FOR GIC 2.0 EV</p>	 <p>TE Part # 1971200-1 GIC 2.0 EV 5/8P HEADER ASSEMBLY</p>	 <p>TE Part # 2-1971032-6 6POS HEADER ASSEMBLY FOR GIC 2.0 EV</p>	 <p>TE Part # 2-1971032-8 8POS HEADER ASSEMBLY FOR GIC 2.0 EV</p>
 <p>TE Part # 3-1971032-8 8POS HEADER ASSEMBLY FOR GIC 2.0 EV</p>			

Also in the Series | GRACE INERTIA 2.0



PCB Headers & Receptacles(70)



Rectangular Connector Housings(20)



Standard Rectangular Connectors(18)



Wire-to-Board Connector Assemblies & Housings(1)



Wire-to-Board Connector Contacts(3)

Customers Also Bought



TE Part #5-1376492-6
2.5 SMC HDR 6POS WHITE TAPE




TE Part #1-2367943-3
GI2.0EV VT SMT Poting HDR,RED,Key B,3P




TE Part #2-2367943-2
GI2.0EV VT SMT Poting HDR,BLU,Key C,2P




TE Part #2367943-2
GI2.0EV VT SMT Poting HDR,NTL,Key A,2P




TE Part #2367943-4
GI2.0EV VT SMT Poting HDR,NTL,Key A,4P



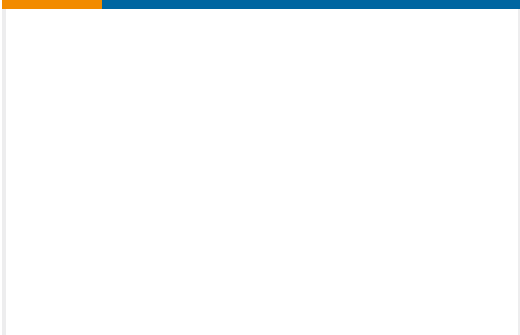
TE Part #3-2367943-2
GI2.0EV VT SMT Poting HDR,YLW,Key D,2P



TE Part #4-2367943-5
GI2.0EV VT SMT Poting HDR,BLK,Key E,5P



TE Part #1-1744104-2
EP HDR ASSY 4P omit 2&3,natural



TE Part #1-1744104-4
EP HDR ASSY 4P,natural

Documents



Product Drawings

6POS HEADER ASSEMBLY FOR GIC 2.0 EV

English

6POS HEADER ASSEMBLY FOR GIC 2.0 EV

English

CAD Files

3D PDF

3D

Customer View Model

ENG_CVM_CVM_1971032-6_D.2d_dxf.zip

English

Customer View Model

ENG_CVM_CVM_1971032-6_D.3d_igs.zip

English

Customer View Model

ENG_CVM_CVM_1971032-6_D.3d_stp.zip

English

By downloading the CAD file I accept and agree to the [Terms and Conditions](#) of use.

Product Specifications

Application Specification

English

Product Environmental Compliance

MD_1971032-6_03202019644_dmtec

English

MD_1971032-6_03202019644_dmtec

English