



Economy Power

TE Internal #: 2-1565036-1

Rectangular Power Connectors, Header, Plug, Wire-to-Board, 5

Position, 3.96 mm [.156 in] Centerline, Printed Circuit Board, UL 94V-

2, Economy Power

[View on TE.com >](#)

Connectors > Power Connectors > Rectangular Power > Rectangular Power Connectors



Rectangular Power Connector Type: **Header**

Connector & Housing Type: **Plug**

Connector System: **Wire-to-Board**

Number of Positions: **5**

Centerline (Pitch): **3.96 mm [.156 in]**

Features

Product Type Features

Compatible With Discrete Wire Type	Stranded
Header Type	Partially Shrouded
Rectangular Power Connector Type	Header
Connector & Housing Type	Plug
Connector System	Wire-to-Board
Sealable	No
Connector & Contact Terminates To	Printed Circuit Board

Configuration Features

Number of Positions	5
PCB Mount Orientation	Vertical
Number of Power Positions	5
Number of Rows	1

Electrical Characteristics

Operating Voltage	250 VDC
-------------------	---------

Contact Features

Mating Post Length	7.7 mm[.303 in]
PCB Contact Termination Area Plating Material Thickness	1 μm[39.37 μin]
Contact Layout	Inline



Contact Mating Area Plating Material	Tin
Contact Base Material	Brass
Contact Current Rating (Max)	8 A
Contact Retention Within Housing	Without
Contact Type	Pin
PCB Contact Termination Area Plating Material	Tin
Contact Mating Area Plating Material Thickness	.1 μm[39.37 μin]

Termination Features

Termination Post & Tail Length	3.7 mm[.146 in]
Termination Method to Printed Circuit Board	Through Hole - Solder

Mechanical Attachment

Strain Relief	Without
Mating Retention	With
Mating Alignment	With
PCB Mount Alignment	Without
Panel Mount Feature	Without
PCB Mount Retention	Without
Mating Retention Type	Latch
Connector Mounting Type	Board Mount

Housing Features

Centerline (Pitch)	3.96 mm[.156 in]
Housing Color	Natural
Housing Material	Nylon

Dimensions

Connector Height	8.5 mm[.335 in]
PCB Thickness (Recommended)	.06 mm[1.6 in]
Product Width	10.7 mm[.421 in]
Product Length	19.74 mm[.777 in]

Usage Conditions

Operating Temperature Range	-25 – 105 °C[-13 – 221 °F]
-----------------------------	----------------------------

Operation/Application

Circuit Application	Power
---------------------	-------



Industry Standards

UL Flammability Rating	UL 94V-2
Glow Wire Rating	Standard Part - Not Glow Wire

Packaging Features

Packaging Quantity	1500
Packaging Method	Bag

Product Compliance

For compliance documentation, visit the product page on [TE.com](#)>

EU RoHS Directive 2011/65/EU	Compliant
EU ELV Directive 2000/53/EC	Compliant
China RoHS 2 Directive MIIT Order No 32, 2016	No Restricted Materials Above Threshold
EU REACH Regulation (EC) No. 1907/2006	Current ECHA Candidate List: JUNE 2023 (235) Candidate List Declared Against: JUNE 2023 (235) Does not contain REACH SVHC
Halogen Content	Not Low Halogen - contains Br or Cl > 900 ppm.
Solder Process Capability	Not reviewed for solder process capability

Product Compliance Disclaimer





This information is provided based on reasonable inquiry of our suppliers and represents our current actual knowledge based on the information they provided. This information is subject to change. The part numbers that TE has identified as EU RoHS compliant have a maximum concentration of 0.1% by weight in homogenous materials for lead, hexavalent chromium, mercury, PBB, PBDE, DBP, BBP, DEHP, DIBP, and 0.01% for cadmium, or qualify for an exemption to these limits as defined in the Annexes of Directive 2011/65/EU (RoHS2). Finished electrical and electronic equipment products will be CE marked as required by Directive 2011/65/EU. Components may not be CE marked. Additionally, the part numbers that TE has identified as EU ELV compliant have a maximum concentration of 0.1% by weight in homogenous materials for lead, hexavalent chromium, and mercury, and 0.01% for cadmium, or qualify for an exemption to these limits as defined in the Annexes of Directive 2000/53/EC (ELV). Regarding the REACH Regulation, the information TE provides on SVHC in articles for this part number is based on the latest European Chemicals Agency (ECHA) 'Guidance on requirements for substances in articles' posted at this URL: <https://echa.europa.eu/guidance-documents/guidance-on-reach>


Compatible Parts



 <p>TE Part # 1-1318300-5 3.96 EP HDR ASSY 5P NAT/TUBE</p>	 <p>TE Part # 1-1123723-5 3.96 EP HDR ASSY 5P(NATURAL)</p>	 <p>TE Part # 2132781-5 05P EP-II HOUSING, NATURAL</p>	 <p>TE Part # 1744416-5 5 POS EP II HSG, GLOW WIRE</p>
 <p>TE Part # 1-1123724-3 3.96EP HDR ASSY 3(5)P NATURAL</p>	 <p>TE Part # 1-1318301-3 3.96EP HDR ASSY 3(5)P NAT/TUBE</p>	 <p>TE Part # 1-1717011-1 EP CONN.HDR ASSY 4/5POS (NATURAL GWT)</p>	 <p>TE Part # 1-1565033-2 EP CONN HDR ASSY 2/4P SPECIAL</p>
 <p>TE Part # 1744036-5 05P ECONOMY POWER .200 CL HSG</p>	 <p>TE Part # 6-1717011-4 EP CONN.HDR ASSY 4/5POS-W/O NO.2</p>	 <p>TE Part # 1744105-2 3.96 EPHDR ASSY 5P OMIT #2 PIN</p>	 <p>TE Part # 1744110-2 EP HDR ASSY 10P, NO #2 PIN</p>
 <p>TE Part # 1744495-5 05P EP-II HOUSING, GREEN</p>	 <p>TE Part # 2-1717011-4 EP CONN.HDR ASSY 4/5P NATURAL (NO.3 POST</p>	 <p>TE Part # 5-1565036-6 EP CONN.HDR ASSY 6/7P BLACK W /O#2</p>	 <p>TE Part # 6-1565036-5 EP CONN. HDR ASSY 5/6P W/O#5 BLUE</p>

Also in the Series | Economy Power

 <p>Connector Contacts(1)</p>	 <p>Insertion & Extraction Tools(1)</p>	 <p>PCB Headers & Receptacles(162)</p>	 <p>PCB Latches, Locks & Retainers(2)</p>
--	---	---	--



Power Contacts(8)



Rectangular Connector Housings(1)



Rectangular Power Connectors(302)



Wire-to-Board Connector Assemblies & Housings(142)



Wire-to-Board Connector Contacts(6)

Customers Also Bought



TE Part #1-1123723-3
3.96 EP HDR ASSY 3P(NATURAL)



TE Part #4-1744524-3
3.96 EP HDR ASY 03P ,NO 2 PIN, GW

Documents

Product Drawings

EP CONN.HDR ASSY 4/5POS (NATURAL GWT)

English

CAD Files

3D PDF

3D

Customer View Model

ENG_CVM_CVM_2-1565036-1_AD.2d_dxf.zip

English

Customer View Model

ENG_CVM_CVM_2-1565036-1_AD.3d_igs.zip

English

Customer View Model

ENG_CVM_CVM_2-1565036-1_AD.3d_stp.zip

English

By downloading the CAD file I accept and agree to the [Terms and Conditions](#) of use.



Product Specifications

Application Specification

English

Product Environmental Compliance

TE Material Declaration

English

Agency Approvals

UL Report

English