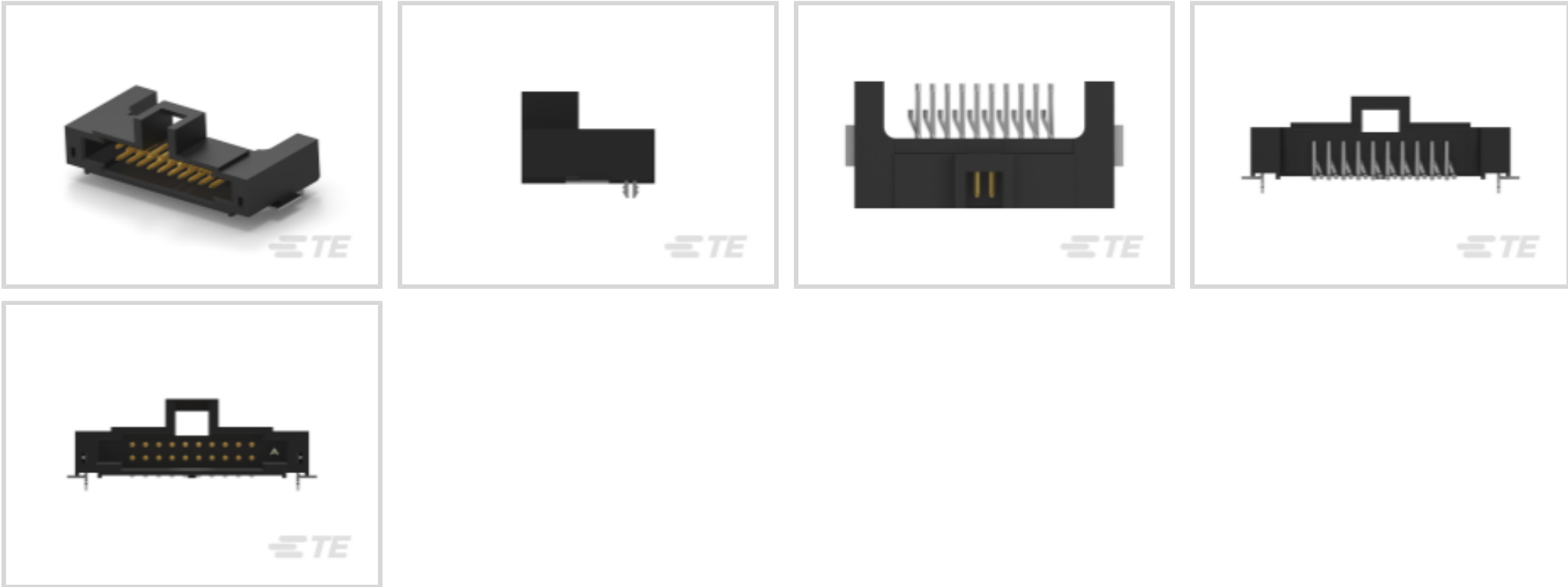




Connectors > PCB Connectors > PCB Headers & Receptacles



PCB Connector Assembly Type: **PCB Mount Header**

PCB Mount Orientation: **Right Angle**

Connector System: **Board-to-Board**

Number of Positions: **20**

Number of Rows: **2**

Features

Product Type Features

PCB Connector Assembly Type	PCB Mount Header
Connector System	Board-to-Board
Header Type	Fully Shrouded
Sealable	No
Connector & Contact Terminates To	Printed Circuit Board

Configuration Features

Connector Contact Load Condition	Fully Loaded
PCB Mount Orientation	Right Angle
Number of Positions	20
Number of Rows	2

Electrical Characteristics

Operating Voltage	30 VAC
-------------------	--------

Body Features

Connector Profile	Standard
-------------------	----------



Primary Product Color	Black
Contact Features	
	150 µin
PCB Contact Termination Area Plating Material Finish	Matte
Contact Shape & Form	Square
Contact Mating Area Plating Material Finish	Bright
Contact Underplating Material	Nickel
PCB Contact Termination Area Plating Material	Tin-Lead
Contact Base Material	Brass
Contact Mating Area Plating Material	Gold
Contact Type	Pin
Contact Current Rating (Max)	.5 A
Termination Features	
Termination Method to Printed Circuit Board	Surface Mount
Mechanical Attachment	
Mating Retention	With
Panel Mount Feature	Without
PCB Mount Retention Type	Hold-Down Post
Mating Alignment	With
Mating Alignment Type	Latched
PCB Mount Retention	With
PCB Mount Alignment	With
Connector Mounting Type	Board Mount
Housing Features	
Centerline (Pitch)	1.27 mm [.05 in]
Housing Material	LCP (Liquid Crystal Polymer)
Dimensions	
Row-to-Row Spacing	1.27 mm [.05 in]
Usage Conditions	
Operating Temperature Range	-65 – 105 °C [-85 – 221 °F]
Operation/Application	
Solder Process Feature	Board Standoff



Circuit Application	Power & Signal
---------------------	----------------

Industry Standards

Approved Standards	CSA LR7189, UL E28476
UL Flammability Rating	UL 94V-0

Packaging Features

Packaging Quantity	23
Packaging Type	Box, Tube

Product Compliance

For compliance documentation, visit the product page on TE.com>

EU RoHS Directive 2011/65/EU	Not Compliant
EU ELV Directive 2000/53/EC	Compliant with Exemptions
China RoHS 2 Directive MIIT Order No 32, 2016	Restricted Materials Above Threshold
EU REACH Regulation (EC) No. 1907/2006	Current ECHA Candidate List: JUNE 2023 (235) Candidate List Declared Against: JUNE 2023 (235) SVHC > Threshold: Pb (40% in Component Part) <b>Article Safe Usage Statements:</b> Do not eat, drink or smoke when using this product. Wash thoroughly after handling. Recycle if possible and dispose of the article by following all applicable governmental regulations relevant to your geographic location.
Halogen Content	Low Halogen - Br, Cl, F, I < 900 ppm per homogenous material. Also BFR/CFR/PVC Free
Solder Process Capability	Reflow solder capable to 260°C

Product Compliance Disclaimer

This information is provided based on reasonable inquiry of our suppliers and represents our current actual knowledge based on the information they provided. This information is subject to change. The part numbers that TE has identified as EU RoHS compliant have a maximum concentration of 0.1% by weight in homogenous materials for lead, hexavalent chromium, mercury, PBB, PBDE, DBP, BBP, DEHP, DIBP, and 0.01% for cadmium, or qualify for an exemption to these limits as defined in the Annexes of Directive 2011/65/EU (RoHS2). Finished electrical and electronic equipment products will be CE marked as required by Directive 2011/65/EU. Components may not be CE marked. Additionally, the part numbers that TE has identified as EU ELV compliant have a maximum concentration of 0.1% by weight in homogenous materials for lead, hexavalent chromium, and mercury, and 0.01% for cadmium, or qualify for an exemption to these limits as defined in the Annexes of Directive 2000/53/EC (ELV). Regarding the REACH Regulation, the information TE provides on SVHC in articles for this part number is based on the latest European Chemicals Agency (ECHA) 'Guidance on requirements for substances in articles' posted at this URL: <https://echa.europa.eu/guidance-documents/guidance-on-reach>

Compatible Parts






TE Part # 104652-2  
20 50/50 GRID DRST SFMNT RCPT



TE Part # 147384-2  
20 50/50 GRID DR SMT RCPT VC

Also in the Series | AMPMODU 50/50 Grid




Insertion & Extraction Tools(1)



PCB Connector Covers(9)



PCB Headers & Receptacles(302)




Ribbon Cable Connectors(34)

Customers Also Bought



TE Part #104892-3  
30 50/50 GRID CBLE RECP W/LTCH



TE Part #1-2314915-4  
14P,2MM,B-B,REC,DRHZ,2.1,SN,TB



TE Part #1-2176407-4  
3560 47K 1%



TE Part #8-2176364-2  
RQ 0402 32K4 0.1% 10PPM 5K RL



TE Part #YD369-HP33-NS10000  
369 HARSH 3 WAY PLUG, CRIMP, SKT



TE Part #2-147424-5  
50 MODII VRT DR CE .100 X .100



TE Part #5-2176452-5  
CPF 0201 1K96 0.1% 25ppm 1K RL



TE Part #91537-3  
CCII .100 FFC PIN REC 26-22 HEAD



TE Part #91556-3  
CCII AMP EI SERIES 26-20 HEAD



Documents

CAD Files

3D PDF

English

Customer View Model

ENG\_CVM\_104895-2\_H.2d\_dxf.zip

English

Customer View Model

ENG\_CVM\_104895-2\_H.3d\_igs.zip

English

Customer View Model

ENG\_CVM\_104895-2\_H.3d\_stp.zip

English

By downloading the CAD file I accept and agree to the [Terms and Conditions](#) of use.

Product Specifications

Application Specification

English

Product Environmental Compliance

TE Material Declaration

English

Agency Approvals

UL Report

English