



Connectors > Rectangular Connectors > Standard Rectangular Connectors



Connector Product Type: **Connector Assembly**

Connector & Housing Type: **Housing for Female Terminals**

Mating Alignment: **Without**

Mating Retention: **Without**

Termination Method to Wire & Cable: **Insulation Displacement (IDC)**

Features

Product Type Features

Connector Product Type	Connector Assembly
Connector & Housing Type	Housing for Female Terminals
Connector System	Wire-to-Board
Insertion Force Type	High
Sealable	No
Connector & Contact Terminates To	Wire & Cable

Configuration Features

Contacts Preloaded	Yes
Number of Loaded Positions	6
Number of Positions	6
Number of Rows	2

Contact Features

Contact Layout	Matrix
Wire Contact Termination Area Plating Material	Tin-Lead
Contact Underplating Material	Nickel
Contact Mating Area Plating Material	Gold
Contact Retention Within Housing	With
Contact Current Rating (Max)	3 A



Termination Features

Termination Method to Wire & Cable	Insulation Displacement (IDC)
------------------------------------	-------------------------------

Mechanical Attachment

Contact Retention Type Within Housing	Locking Lance
Mating Alignment	Without
Mating Retention	Without
Connector Mounting Type	Cable Mount (Free-Hanging)

Housing Features

Centerline (Pitch)	2.54 mm[.1 in]
--------------------	----------------

Dimensions

Connector Height	6.1 mm[.24 in]
Product Length	7.62 mm[.3 in]
Row-to-Row Spacing	2.54 mm[.1 in]
Wire Size	.13 – .3 mm <sup>2</sup>

Usage Conditions

Operating Temperature Range	-65 – 105 °C[-85 – 221 °F]
-----------------------------	----------------------------

Operation/Application

Shielded	No
Circuit Application	Signal

Industry Standards

UL Flammability Rating	UL 94V-0
------------------------	----------

Packaging Features

Packaging Quantity	410
Packaging Method	Tray

Product Compliance

For compliance documentation, visit the product page on TE.com>

EU RoHS Directive 2011/65/EU	Not Compliant
EU ELV Directive 2000/53/EC	Compliant with Exemptions
China RoHS 2 Directive MIIT Order No 32, 2016	Restricted Materials Above Threshold
EU REACH Regulation (EC) No. 1907/2006	Current ECHA Candidate List: JUNE 2023 (235)



Candidate List Declared Against: JAN 2022  
(223)  
SVHC > Threshold:  
Pb (13% in COMPONENT PART)

Article Safe Usage Statements:  
Do not eat, drink or smoke when using this product. Wash thoroughly after handling. Recycle if possible and dispose of the article by following all applicable governmental regulations relevant to your geographic location.

Halogen Content	Not Low Halogen - contains Br or Cl > 900 ppm.
Solder Process Capability	Not applicable for solder process capability

Product Compliance Disclaimer


This information is provided based on reasonable inquiry of our suppliers and represents our current actual knowledge based on the information they provided. This information is subject to change. The part numbers that TE has identified as EU RoHS compliant have a maximum concentration of 0.1% by weight in homogenous materials for lead, hexavalent chromium, mercury, PBB, PBDE, DBP, BBP, DEHP, DIBP, and 0.01% for cadmium, or qualify for an exemption to these limits as defined in the Annexes of Directive 2011/65/EU (RoHS2). Finished electrical and electronic equipment products will be CE marked as required by Directive 2011/65/EU. Components may not be CE marked. Additionally, the part numbers that TE has identified as EU ELV compliant have a maximum concentration of 0.1% by weight in homogenous materials for lead, hexavalent chromium, and mercury, and 0.01% for cadmium, or qualify for an exemption to these limits as defined in the Annexes of Directive 2000/53/EC (ELV). Regarding the REACH Regulation, the information TE provides on SVHC in articles for this part number is based on the latest European Chemicals Agency (ECHA) 'Guidance on requirements for substances in articles' posted at this URL: <https://echa.europa.eu/guidance-documents/guidance-on-reach>

Compatible Parts

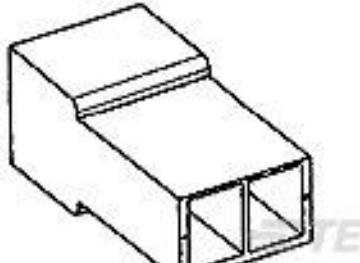


TE Part # 58074-1  
MTA 50/100/156 MANUAL TOOL  
FRAME


Customers Also Bought




TE Part #1445022-2  
MICRO MNL RECEPT HSG SINGLE R



TE Part #180924  
FF 250 TAB HSG 2P NYLON NAT



TE Part #794607-1  
MICRO MNL RPT CNT STRIP 26-30



TE Part #62553-3  
FF 250 TAB 22-18AWG TPBR





TE Part #1-794611-1  
MICRO MNL RPT CNT,LS PC,15AU,L



TE Part #HD14-3-16P  
INL REC ASM



TE Part #3-643813-2  
02P MTA100 CONN ASSY POL RIB



TE Part #NB09012001  
ATUM-12/3-0-STK



TE Part #1878662-7  
QCC311GR

Documents

Product Drawings

06 AMPMODU MT ASSY DR .100CL

English

CAD Files

3D PDF

English

Customer View Model

ENG\_CVM\_102694-1\_P.2d\_dxf.zip

English

Customer View Model

ENG\_CVM\_102694-1\_P.3d\_igs.zip

English

Customer View Model

ENG\_CVM\_102694-1\_P.3d\_stp.zip

English

By downloading the CAD file I accept and agree to the [Terms and Conditions](#) of use.

Product Specifications

Application Specification

English

Product Environmental Compliance

TE Material Declaration

English