



Connectors > Rectangular Connectors > Standard Rectangular Connectors



Connector Product Type: **Connector Assembly**

Connector & Housing Type: **Receptacle**

Mating Alignment: **With**

Mating Alignment Type: **Polarization**

Mating Retention: **With**

Features

Product Type Features

Compatible With Discrete Wire Type	Stranded
Connector Product Type	Connector Assembly
Connector & Housing Type	Receptacle
Connector System	Wire-to-Board
Sealable	No
Connector & Contact Terminates To	Wire & Cable

Configuration Features

Number of Cavities	2
Contacts Preloaded	Yes
Number of Positions	2
Number of Rows	1

Electrical Characteristics

Operating Voltage	380 VAC
-------------------	---------

Contact Features



Contact Layout	Inline
Contact Type	Receptacle
Wire Contact Termination Area Plating Material	Tin
Contact Mating Area Plating Material	Tin
Contact Retention Within Housing	With
Contact Current Rating (Max)	16 A

Termination Features

Termination Method to Wire & Cable	Insulation Displacement (IDC)
------------------------------------	-------------------------------

Mechanical Attachment

Mating Alignment	With
Mating Alignment Type	Polarization
Mating Retention	With
Mating Retention Type	Locking Latch
Connector Mounting Type	Cable Mount (Free-Hanging)

Housing Features

Housing Material	PA 6.6
Housing Color	Natural
Centerline (Pitch)	5 mm[.197 in]

Dimensions

Connector Height	24.4 mm[.96 in]
Product Width	14 mm[.55 in]
Product Length	9.9 mm[.389 in]
Wire Size	.5 – 1.5 mm <sup>2</sup>

Usage Conditions

Operating Temperature Range	-25 – 105 °C[-13 – 221 °F]
-----------------------------	----------------------------

Operation/Application

Shielded	No
Circuit Application	Power

Industry Standards

UL Rating	Recognized
Agency/Standard	UL, VDE
Approved Standards	UL E28476



UL Flammability Rating	UL 94V-2
------------------------	----------

Packaging Features

Packaging Method	Box & Tray
------------------	------------

Product Compliance

For compliance documentation, visit the product page on TE.com>

EU RoHS Directive 2011/65/EU	Compliant
EU ELV Directive 2000/53/EC	Not Yet Reviewed
China RoHS 2 Directive MIIT Order No 32, 2016	No Restricted Materials Above Threshold
EU REACH Regulation (EC) No. 1907/2006	Current ECHA Candidate List: JUNE 2023 (235) Candidate List Declared Against: JUL 2017 (174) SVHC > Threshold: Not Yet Reviewed
Halogen Content	Not Low Halogen - contains Br or Cl > 900 ppm.
Solder Process Capability	Not reviewed for solder process capability

Product Compliance Disclaimer

This information is provided based on reasonable inquiry of our suppliers and represents our current actual knowledge based on the information they provided. This information is subject to change. The part numbers that TE has identified as EU RoHS compliant have a maximum concentration of 0.1% by weight in homogenous materials for lead, hexavalent chromium, mercury, PBB, PBDE, DBP, BBP, DEHP, DIBP, and 0.01% for cadmium, or qualify for an exemption to these limits as defined in the Annexes of Directive 2011/65/EU (RoHS2). Finished electrical and electronic equipment products will be CE marked as required by Directive 2011/65/EU. Components may not be CE marked. Additionally, the part numbers that TE has identified as EU ELV compliant have a maximum concentration of 0.1% by weight in homogenous materials for lead, hexavalent chromium, and mercury, and 0.01% for cadmium, or qualify for an exemption to these limits as defined in the Annexes of Directive 2000/53/EC (ELV). Regarding the REACH Regulations, TE’s information on SVHC in articles for this part number is still based on the European Chemical Agency (ECHA) ‘Guidance on requirements for substances in articles’(Version: 2, April 2011), applying the 0.1% weight on weight concentration threshold at the finished product level. TE is aware of the European Court of Justice ruling of September 10th, 2015 also known as O5A (Once An Article Always An Article) stating that, in case of ‘complex object’, the threshold for a SVHC must be applied to both the product as a whole and simultaneously to each of the articles forming part of its composition. TE has evaluated this ruling based on the new ECHA “Guidance on requirements for substances in articles” (June 2017, version 4.0) and will be updating its statements accordingly.

Compatible Parts





TE Part # 1-293491-2  
AMP MONO-SHAPE TAB CONN assy 2



TE Part # 1-282002-1  
AMP MONO-SHAPE TAB CONN 2P.



TE Part # 1-282002-7  
AMP MONO-SHAPE TAB CONN



TE Part # 1-293491-3  
AMP MONO-SHAPE TAB CONN assy 3



TE Part # 293491-2  
AMP MONO-SHAPE TAB CONN assy 2




TE Part # 293491-3  
AMP MONO-SHAPE TAB CONN assy




TE Part # 293491-4  
AMP MONO-SHAPE TAB CONN assy 4


Also in the Series | RAST 5 IDC Connectors




Automotive Terminals(8)



Connector Contacts(12)




Crimp Terminal Housings(41)




Insertion & Extraction Tools(1)




PCB Headers & Receptacles(417)




Rectangular Connector Housings(1)




Standard Edge Connectors(34)



Standard Rectangular Connectors(68)



Wire-to-Board Connector Assemblies & Housings(214)



Wire-to-Board Connector Contacts(2)

Customers Also Bought





TE Part #175020-2  
250 POSITIVE REC EX MK-2

TE Part #2-1971895-4  
4P, RAST 5 Tab Header, THV

TE Part #293267-1  
7 POS. FASTIN-FASTON+ TAB HOUSING RAST 5

TE Part #7-1703060-6  
STANDARD TIMER SPECIAL HOUSING UL94\_V0

TE Part #7-1623929-1  
CFR200 1M8 5%

TE Part #2293392-7  
AMP MONO-SHAPE TAB CONN 7P. LIF UP 10A

TE Part #3-829869-1  
6X11P FEDERLEI 2,5

TE Part #3-829869-2  
5X12P FEDERLEI 2,5

TE Part #284085-2  
MONO-SHAPE 8 POS.

TE Part #3-284931-5  
DUOPLUG std, 5 pos., select.

Documents

Product Drawings

AMP MONO-SHAPE TAB CONN assy 2

English

CAD Files

3D PDF

3D

Customer View Model

ENG\_CVM\_CVM\_2-293491-2\_D\_c-2-293491-2-d.2d\_dxf.zip

English

Customer View Model

ENG\_CVM\_CVM\_2-293491-2\_D\_c-2-293491-2-d.3d\_igs.zip

English

Customer View Model

ENG\_CVM\_CVM\_2-293491-2\_D\_c-2-293491-2-d.3d\_stp.zip

English

By downloading the CAD file I accept and agree to the [Terms and Conditions](#) of use.

Product Specifications



Application Specification

English