



Connectors > Rectangular Connectors > Rectangular Connector Accessories > Rectangular Connector Hardware



Connector Hardware Type: **Shield Kit**

Number of Positions: **50**

Operating Temperature Range: **-55 – 150 °C [-67 – 302 °F]**

Features

Configuration Features

Number of Positions	50
---------------------	----

Body Features

Strain Relief Type	Shield & Cable Clamp
Primary Product Material	Aluminum Alloy
Cable Exit Angle	180°

Mechanical Attachment

Strain Relief	With
Mounting Hardware	Screws and Clamps
Thread Size	4-40
Connector Hardware Type	Shield Kit

Dimensions

Accepts Cable Diameter (Max)	13.97 mm[.55 in]
Product Width	21.03 mm[.828 in]
Product Length	62.69 mm[2.468 in]
Product Height	65.86 mm[2.593 in]

Usage Conditions



Operating Temperature Range	-55 – 150 °C[-67 – 302 °F]
-----------------------------	----------------------------

Packaging Features

Packaging Quantity	1
Packaging Method	Bag

Product Compliance


For compliance documentation, visit the product page on TE.com>

EU RoHS Directive 2011/65/EU	Compliant
EU ELV Directive 2000/53/EC	Compliant
China RoHS 2 Directive MIIT Order No 32, 2016	No Restricted Materials Above Threshold
EU REACH Regulation (EC) No. 1907/2006	Current ECHA Candidate List: JUNE 2023 (235) Candidate List Declared Against: JUNE 2023 (235) Does not contain REACH SVHC
Halogen Content	Low Halogen - Br, Cl, F, I < 900 ppm per homogenous material. Also BFR/CFR/PVC Free
Solder Process Capability	Not applicable for solder process capability

Product Compliance Disclaimer

This information is provided based on reasonable inquiry of our suppliers and represents our current actual knowledge based on the information they provided. This information is subject to change. The part numbers that TE has identified as EU RoHS compliant have a maximum concentration of 0.1% by weight in homogenous materials for lead, hexavalent chromium, mercury, PBB, PBDE, DBP, BBP, DEHP, DIBP, and 0.01% for cadmium, or qualify for an exemption to these limits as defined in the Annexes of Directive 2011/65/EU (RoHS2). Finished electrical and electronic equipment products will be CE marked as required by Directive 2011/65/EU. Components may not be CE marked. Additionally, the part numbers that TE has identified as EU ELV compliant have a maximum concentration of 0.1% by weight in homogenous materials for lead, hexavalent chromium, and mercury, and 0.01% for cadmium, or qualify for an exemption to these limits as defined in the Annexes of Directive 2000/53/EC (ELV). Regarding the REACH Regulation, the information TE provides on SVHC in articles for this part number is based on the latest European Chemicals Agency (ECHA) 'Guidance on requirements for substances in articles' posted at this URL: <https://echa.europa.eu/guidance-documents/guidance-on-reach>

Also in the Series | AMP M Series



Board-to-Board Jumpers & Shunts(7)




Rack & Panel Connectors(1)



Rectangular Connector Hardware(51)



Rectangular Power Connectors(66)



Standard Edge Connectors(2)

Customers Also Bought



TE Part #5747843-4
37 MSFL PLUG RA 318 (IN,FM,BL)



TE Part #5413969-2
JACK,PCB,VERT,COMMERCIAL BNC



TE Part #202174-5
GUIDE SOC. ASSY. 104 CTR. FSTN




TE Part #205165-1
RECEPT ASSY,25 POSN,AMPLIMITE



TE Part #5148116-5
ASSY,PIN,EUROCARD,TYPE C,LEAD-FREE,9% PO



TE Part #YDTS26F25-35PNV001
PLUG ASSY




TE Part #NB12034001
ATUM-9/3-0-SP



TE Part #202119-2
PIN HOOD



TE Part #1-332056-0
FERRULE, SUB MIN



TE Part #202169-1
M-SERIES HALF SHIELD KIT

Documents



Product Drawings

50 UNASSM KIT,M SERIES

English

CAD Files

3D PDF

3D

Customer View Model

ENG_CVM_CVM_201443-1_J.2d_dxf.zip

English

Customer View Model

ENG_CVM_CVM_201443-1_J.3d_igs.zip

English

Customer View Model

ENG_CVM_CVM_201443-1_J.3d_stp.zip

English

By downloading the CAD file I accept and agree to the [Terms and Conditions](#) of use.

Datasheets & Catalog Pages

M_SERIES_PIN_AND_SOCKET_CONNECTORS

English

Instruction Sheets

Instruction Sheet (U.S.)

English

AMP Shield & Cable Clamp Assemblies (Long Sides) for Series "M" Connec

English

Agency Approvals

Agency Approval Document

English