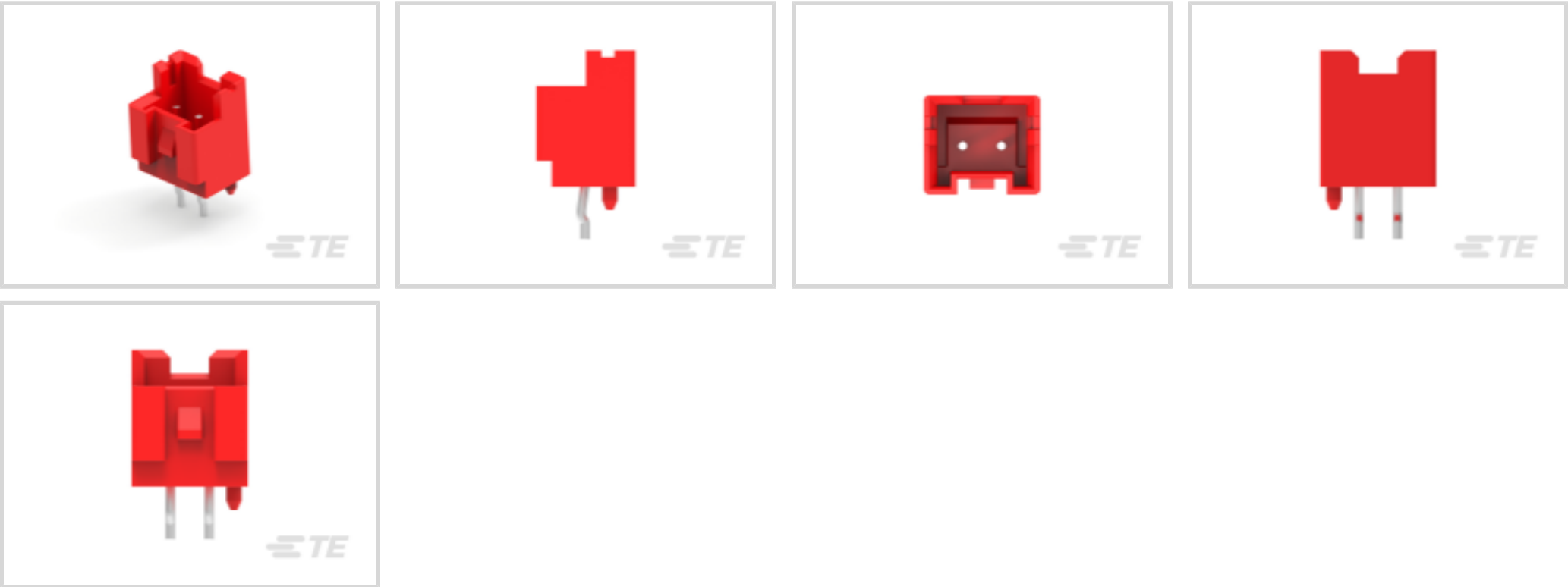




Connectors > PCB Connectors > PCB Headers & Receptacles



Connector System: **Wire-to-Board**

Number of Positions: **2**

Number of Rows: **1**

Centerline (Pitch): **2.5 mm [.098 in ]**

PCB Mount Orientation: **Vertical**

Features

Product Type Features

Connector System	Wire-to-Board
Header Type	Fully Shrouded
Sealable	No
Connector & Contact Terminates To	Printed Circuit Board
PCB Connector Assembly Type	PCB Mount Header

Configuration Features

Number of Positions	2
Number of Rows	1
PCB Mount Orientation	Vertical

Body Features

Primary Product Color	Red
-----------------------	-----

Contact Features

Contact Mating Area Plating Material Thickness	2 μm[80 μin]
Contact Mating Area Plating Material Finish	Bright



Contact Underplating Material	Nickel
Contact Mating Area Plating Material	Tin
Contact Type	Pin
Contact Current Rating (Max)	4.2 A

Termination Features

Termination Method to Printed Circuit Board	Through Hole - Solder
---	-----------------------

Mechanical Attachment

Mating Alignment Type	Polarization
Mating Retention	With
Connector Mounting Type	Cable Mount (Free-Hanging)
Mating Alignment	With
PCB Mount Alignment	With
PCB Mount Retention	With

Housing Features

Housing Material	PBT
Centerline (Pitch)	2.5 mm[.098 in]

Usage Conditions

Operating Temperature Range	-55 – 105 °C[-67 – 221 °F]
-----------------------------	----------------------------

Operation/Application

Circuit Application	Power & Signal
---------------------	----------------

Industry Standards

UL Flammability Rating	UL 94V-0
------------------------	----------

Packaging Features

Packaging Type	Bag, Box
----------------	----------

Product Compliance

For compliance documentation, visit the product page on TE.com>

EU RoHS Directive 2011/65/EU	Compliant
EU ELV Directive 2000/53/EC	Compliant
China RoHS 2 Directive MIIT Order No 32, 2016	No Restricted Materials Above Threshold
EU REACH Regulation (EC) No. 1907/2006	Current ECHA Candidate List: JUNE 2023 (235)



Candidate List Declared Against: JUNE 2023 (235)  
Does not contain REACH SVHC

Halogen Content	Not Low Halogen - contains Br or Cl > 900 ppm.
Solder Process Capability	Not reviewed for solder process capability

Product Compliance Disclaimer

This information is provided based on reasonable inquiry of our suppliers and represents our current actual knowledge based on the information they provided. This information is subject to change. The part numbers that TE has identified as EU RoHS compliant have a maximum concentration of 0.1% by weight in homogenous materials for lead, hexavalent chromium, mercury, PBB, PBDE, DBP, BBP, DEHP, DIBP, and 0.01% for cadmium, or qualify for an exemption to these limits as defined in the Annexes of Directive 2011/65/EU (RoHS2). Finished electrical and electronic equipment products will be CE marked as required by Directive 2011/65/EU. Components may not be CE marked. Additionally, the part numbers that TE has identified as EU ELV compliant have a maximum concentration of 0.1% by weight in homogenous materials for lead, hexavalent chromium, and mercury, and 0.01% for cadmium, or qualify for an exemption to these limits as defined in the Annexes of Directive 2000/53/EC (ELV). Regarding the REACH Regulation, the information TE provides on SVHC in articles for this part number is based on the latest European Chemicals Agency (ECHA) 'Guidance on requirements for substances in articles' posted at this URL: <https://echa.europa.eu/guidance-documents/guidance-on-reach>

Compatible Parts

TE Part # 2338183-2  
EP 2.5 TPA HOUSING, 2 POS, RED,UL

Also in the Series | Economy Power 2.5

PCB Headers & Receptacles(494)

PCB Latches, Locks & Retainers(49)

Rectangular Power Connectors(43)

Wire-to-Board Connector Assemblies & Housings(311)



Wire-to-Board Connector Contacts(6)


Customers Also Bought



TE Part #1775470-4  
HPI CONN., 2.0MM, V/T, SMT, 4P, 80U"



TE Part #3-647502-6  
06P MTA100 SMT ASSY,SN,TAPE, LF




TE Part #2232532-8  
8P, PL RAST 5 Tab Header, TH,Vertical



TE Part #1-1969730-1  
EP2.5 SHROUDED HDR ASSY 11P VERTICAL




TE Part #1-2232532-6  
6P, PL RAST 5 Tab Header, TH,Vertical




TE Part #2232532-7  
7P, PL RAST 5 Tab Header, TH,Vertical



TE Part #1-2232829-6  
SGI2.0 HEADER ASSEMBLY SMT 6P, KEY A,NTL



TE Part #1744484-4  
04P EP SHRD HDR ASMY, YELLOW



TE Part #1744485-5  
05P EP SHRD HDR ASMY, GREEN



TE Part #2-2338245-3  
EP2.5 HDR 3P VERT BOSS,BLUE,UL

Documents

Product Drawings

EP2.5 HDR 2P VERT BOSS,RED,UL

English

CAD Files

3D PDF

3D

Customer View Model

ENG\_CVM\_CVM\_2338245-2\_A.2d\_dxf.zip



English

Customer View Model

[ENG\\_CVM\\_CVM\\_2338245-2\\_A.3d\\_igs.zip](#)

English

Customer View Model

[ENG\\_CVM\\_CVM\\_2338245-2\\_A.3d\\_stp.zip](#)

English

By downloading the CAD file I accept and agree to the [Terms and Conditions](#) of use.

Product Specifications

[Application Specification](#)

English

Product Environmental Compliance

[Product Compliance](#)

English

[Product Compliance](#)

English

Agency Approvals

[UL Report](#)

English