



Connectors > Circular Connectors > Standard Circular Connectors



Sealable: No

Contact Current Rating (Max): 14 A

Circuit Application: Power & Signal

Shell Base Material: Brass

Circular Connector Shell Size: 17

Features

Product Type Features

Sealable	No
Shell Type	Metal

Body Features

Shell Base Material	Brass
---------------------	-------

Contact Features

Contact Current Rating (Max)	14 A
Circular Connector Contact Type	Pin

Termination Features

Termination Method to Wire & Cable	Crimp
------------------------------------	-------

Housing Features

Circular Connector Shell Size	17
Alignment Keyed	0°

Operation/Application

Durability Rating	500 Cycles
-------------------	------------



Circuit Application

Power & Signal

Product Compliance

[For compliance documentation, visit the product page on TE.com>](#)

EU RoHS Directive 2011/65/EU	Compliant with Exemptions
EU ELV Directive 2000/53/EC	Compliant with Exemptions
China RoHS 2 Directive MIIT Order No 32, 2016	Restricted Materials Above Threshold
EU REACH Regulation (EC) No. 1907/2006	Current ECHA Candidate List: JUNE 2023 (235) Candidate List Declared Against: JAN 2023 (233) SVHC > Threshold: Pb (1.5% in Component part) <b>Article Safe Usage Statements:</b> Do not eat, drink or smoke when using this product. Wash thoroughly after handling. Recycle if possible and dispose of the article by following all applicable governmental regulations relevant to your geographic location.
Halogen Content	Not Yet Reviewed for halogen content
Solder Process Capability	Not reviewed for solder process capability

Product Compliance Disclaimer


This information is provided based on reasonable inquiry of our suppliers and represents our current actual knowledge based on the information they provided. This information is subject to change. The part numbers that TE has identified as EU RoHS compliant have a maximum concentration of 0.1% by weight in homogenous materials for lead, hexavalent chromium, mercury, PBB, PBDE, DBP, BBP, DEHP, DIBP, and 0.01% for cadmium, or qualify for an exemption to these limits as defined in the Annexes of Directive 2011/65/EU (RoHS2). Finished electrical and electronic equipment products will be CE marked as required by Directive 2011/65/EU. Components may not be CE marked. Additionally, the part numbers that TE has identified as EU ELV compliant have a maximum concentration of 0.1% by weight in homogenous materials for lead, hexavalent chromium, and mercury, and 0.01% for cadmium, or qualify for an exemption to these limits as defined in the Annexes of Directive 2000/53/EC (ELV). Regarding the REACH Regulation, the information TE provides on SVHC in articles for this part number is based on the latest European Chemicals Agency (ECHA) 'Guidance on requirements for substances in articles' posted at this URL: <https://echa.europa.eu/guidance-documents/guidance-on-reach>

Compatible Parts


 TE Part # C0-0101-000-000 CRIMPING TOOL SMALL WITH POSITIONER	 TE Part # C0-0231-000-000 CRIMPING TOOL SMALL	 TE Part # C0-0235-000-000 DIGITAL CRIMPING TOOL, SMALL
--	--	---

Customers Also Bought







TE Part #61-0232-011-000  
CONTACT PIN 1 MM




TE Part #AEA114N00000201000  
623 RECEPTACLE, SPEEDTEC-READY




TE Part #BGC878N0000152A000  
917 RECEPTACLE, ANGLED,  
ROTATABLE




TE Part #BFC106N00000207000  
923 RECEPTACLE, ANGLED




TE Part #ESA204N00320001000  
915 PLUG




TE Part #BEA906N0000050A000  
917 RECEPTACLE, SPEEDTEC




TE Part #BGA907M1100156A000  
917 RECEPTACLE, ANGLED,  
ROTATABLE



TE Part #BGC898N0000050A000  
917 receptacle angled, rotatable



TE Part #BSA909F1185209A000  
917 plug



TE Part #EKA201N00320500000  
915 EXTENSION

Documents

CAD Files

3D PDF

3D

Customer View Model

ENG\_CVM\_CVM\_61-0141-011-000\_A.2d\_dxf.zip

English

Customer View Model

ENG\_CVM\_CVM\_61-0141-011-000\_A.3d\_igs.zip

English

Customer View Model

ENG\_CVM\_CVM\_61-0141-011-000\_A.3d\_stp.zip

English

By downloading the CAD file I accept and agree to the Terms and Conditions of use.

Datasheets & Catalog Pages

61-0141-011-000

English