



RAST | RAST 5D

TE Internal #: 3-2232532-2

PCB Mount Header, Vertical, Wire-to-Board, 2 Position, 5 mm [.197 in] Centerline, Fully Shrouded, Tin, Through Hole - Solder, Power, Natural, RAST 5D

[View on TE.com >](#)

Connectors > PCB Connectors > PCB Headers & Receptacles



Connector System: **Wire-to-Board**

Number of Positions: **2**

Number of Rows: **1**

Centerline (Pitch): **5 mm [.197 in]**

PCB Mount Orientation: **Vertical**

Features

Product Type Features

Connector System	Wire-to-Board
Header Type	Fully Shrouded
Sealable	No
Connector & Contact Terminates To	Printed Circuit Board
PCB Connector Assembly Type	PCB Mount Header

Configuration Features

Number of Columns	2
Number of Positions	2
Number of Rows	1
PCB Mount Orientation	Vertical

Electrical Characteristics

Operating Voltage	250 VAC
-------------------	---------

Body Features

Primary Product Color	Natural
-----------------------	---------



Contact Features

PCB Contact Termination Area Plating Material Thickness	3.81 µm[150 µin]
Contact Layout	Inline
Mating Tab Width	6.3 mm[.248 in]
Mating Tab Thickness	.8 mm[.032 in]
Contact Underplating Material Thickness	1.27 µm[50 µin]
Contact Mating Area Plating Material Thickness	3.81 µm[150 µin]
PCB Contact Termination Area Plating Material Finish	Matte
Contact Shape & Form	Rectangular
Contact Mating Area Plating Material Finish	Matte
Contact Underplating Material	Nickel
PCB Contact Termination Area Plating Material	Tin
Contact Base Material	Brass
Contact Mating Area Plating Material	Tin
Contact Type	Tab
Contact Current Rating (Max)	16 A

Termination Features

Square Termination Post & Tail Dimension	.8 mm[.032 in]
Termination Method to Printed Circuit Board	Through Hole - Solder

Mechanical Attachment

PCB Mount Alignment Type	Locating Posts
Mating Alignment Type	Keyed, Polarization
Mating Retention	With
Connector Mounting Type	Board Mount
Mating Alignment	With
PCB Mount Alignment	With
PCB Mount Retention	Without

Housing Features

Housing Material	Nylon
Centerline (Pitch)	5 mm[.197 in]

Dimensions

Connector Length	12.3 mm[.484 in]
------------------	------------------



Connector Height	12.8 mm[.503 in]
Connector Width	14.9 mm[.58 in]

Usage Conditions

Operating Temperature Range	-40 – 120 °C[-40 – 248 °F]
-----------------------------	----------------------------

Operation/Application

Circuit Application	Power
---------------------	-------

Industry Standards

Agency/Standard	UL
Approved Standards	UL E28476
UL Flammability Rating	UL 94V-0

Packaging Features

Packaging Type	Loose Piece
----------------	-------------

Product Compliance

For compliance documentation, visit the product page on TE.com>














EU RoHS Directive 2011/65/EU	Compliant
EU ELV Directive 2000/53/EC	Compliant
China RoHS 2 Directive MIIT Order No 32, 2016	No Restricted Materials Above Threshold
EU REACH Regulation (EC) No. 1907/2006	Current ECHA Candidate List: JUNE 2023 (235) Candidate List Declared Against: JUNE 2023 (235) Does not contain REACH SVHC
Halogen Content	Not Low Halogen - contains Br or Cl > 900 ppm.
Solder Process Capability	Not reviewed for solder process capability

Product Compliance Disclaimer

This information is provided based on reasonable inquiry of our suppliers and represents our current actual knowledge based on the information they provided. This information is subject to change. The part numbers that TE has identified as EU RoHS compliant have a maximum concentration of 0.1% by weight in homogenous materials for lead, hexavalent chromium, mercury, PBB, PBDE, DBP, BBP, DEHP, DIBP, and 0.01% for cadmium, or qualify for an exemption to these limits as defined in the Annexes of Directive 2011/65/EU (RoHS2). Finished electrical and electronic equipment products will be CE marked as required by Directive 2011/65/EU. Components may not be CE marked. Additionally, the part numbers that TE has identified as EU ELV compliant have a maximum concentration of 0.1% by weight in homogenous materials for lead, hexavalent chromium, and mercury, and 0.01% for cadmium, or qualify for an exemption to these limits as defined in the Annexes of Directive 2000/53/EC (ELV). Regarding the REACH Regulation, the information TE provides on SVHC in articles for this part number is based on the latest European Chemicals Agency (ECHA) 'Guidance on requirements for substances in articles' posted at this URL: <https://echa.europa.eu/guidance-documents/guidance-on-reach>



Compatible Parts

 TE Part # 1-2232532-4 4P, PL RAST 5 Tab Header, TH,Vertical	 TE Part # 1-2232532-6 6P, PL RAST 5 Tab Header, TH,Vertical	 TE Part # 2232532-4 4P, PL RAST 5 Tab Header, TH,Vertical	 TE Part # 2232532-7 7P, PL RAST 5 Tab Header, TH,Vertical
 TE Part # 1-2232532-5 5P, PL RAST 5 Tab Header, TH,Vertical	 TE Part # 2232532-2 2P, PL RAST 5 Tab Header,TH, Vertical	 TE Part # 2232532-3 3P, PL RAST 5 Tab Header, TH, Vertical	 TE Part # 3-2232532-3 3P, PL RAST 5 Tab Header, TH,Vertical
 TE Part # 3-2232532-8 8P, PL RAST 5 Tab Header, TH,Vertical	 TE Part # 4-2232532-3 3P, PL RAST 5 Tab Header, TH,Vertical	 TE Part # 6-2232532-3 3P, PL RAST 5 Tab Header, TH,Vertical	 TE Part # 7-2232532-3 3P, PL RAST 5 Tab Header, TH,Vertical
 TE Part # 8-2232532-6 6P, PL RAST 5 Tab Header, TH,Vertical			

Also in the Series | RAST 5D




Automotive Terminals(5)



Connector Contacts(10)



Insertion & Extraction Tools(1)



PCB Headers & Receptacles(69)



Wire-to-Board Connector Assemblies & Housings(88)

## Customers Also Bought



TE Part #292206-3  
MINI CT SGL DIP H 3P NAT

## Documents

### Product Drawings

2P, PL RAST 5 Tab Header, TH, Vertical

English

### CAD Files

3D PDF

3D

Customer View Model

ENG\_CVM\_CVM\_3-2232532-2\_B.2d\_dxf.zip

English

Customer View Model

ENG\_CVM\_CVM\_3-2232532-2\_B.3d\_igs.zip

English

Customer View Model

ENG\_CVM\_CVM\_3-2232532-2\_B.3d\_stp.zip

English

By downloading the CAD file I accept and agree to the [Terms and Conditions](#) of use.



---

Product Specifications

Product Specification

English

---

Agency Approvals

VDE Certificate

English